

# **FOUNDATIONS**

edited by

Diane Gordon, Karen Winder,  
Rona Dixon and Mary Moore

Worksheets and illustrations by  
Brian Beddowes

Trinity Sunday to Christ the King – Year A

# Church Union

This part first published in Great Britain 2023

All rights reserved; no part of this publication may be reproduced, stored in a retrieval system or transmitted in any form or by any other means electronic, mechanical, photocopying, recording or otherwise without the prior permission of the Publishers. The only exception to this are the pages prepared for photocopying which may be copied only for use with groups under the direction of the user of the book. This book may not be lent, resold, hired out or otherwise disposed of by way of trade in any form of binding or cover other than that in which it is published without the prior consent of the Publishers.

This book forms part of a series  
ISSN 1369-8435

Typeset and Printed in Great Britain by the Additional Curates Society  
The Additional Curates Society  
16 COMMERCIAL STREET  
BIRMINGHAM  
B1 1RS  
0121 382 5533

# Introduction

The Council of *Church Union* are delighted to bring to you this current issue of *Foundations* which has been written by Diane Gordon, Mary Moore, Karen Winder and Rona Dixon with a new illustrator Brian Beddowes. The work set before you represents a tremendous amount of work, energy and talent. Our children are such an important priority for us all in the establishment and maintenance of the Catholic Faith in the Church of England. We are confident that *Foundations* will inform, challenge and nurture this Faith.

## Foreword

This weekly course of teaching for children and young people is offered to the Church by *Church Union*. We have put this course together drawing on our own experience of teaching children in parishes. We have had in mind the need for the material to:

Be able to be easily picked up and run by leaders who do not necessarily have detailed theological knowledge.

Be easily used by leaders who do not have a lot of time to prepare.

Be flexible to allow for sessions of different lengths of time.

Be adaptable: for small groups with wide age ranges, or large groups that are age specific.

We know the importance of being able to offer a regular weekly Sunday School, and hope that this material makes it as easy as possible to provide some straightforward teaching in a way that engages the children and helps to bring out the meaning from the scripture.

The material is based on the 3-Year Lectionary and so the children will be learning about the scripture readings that are also being read in church that day. Generally one reading for each week is taken as the basis of the lesson.

*Diane Gordon, Karen Winder, Rona Dixon and Mary Moore*  
*Editors*

# General Guidance Notes for those Leading the Sessions

1. The material is designed with a high degree of flexibility.
2. The material is pitched at 7 to 10 year old children, but where you see this symbol ☺ this is a suggestion for younger children, and where you see this symbol ⚙ this is a suggestion for older children.
3. The Bible translation used in preparation is the Jerusalem Bible.
4. We recommend that you look at the **Aim** for the week and read all of the Scripture passages prior to the lesson.
5. Each week is broken down into defined sections:
  - **Getting Started** – designed to introduce subject. It will often require the gathering of items.
  - **Today's Teaching** – This is the only section that is absolutely mandatory.
  - **Today's Activity** – practical activity involving worksheets with suggestions included where possible for younger/older children
  - **Prayer and Worship** – you can use this section differently depending upon how your Sunday School works – ie if it is entirely separate from the church worship you may wish to give this section high priority, whereas if your children re-join the church worship you may wish to omit, just use the prayer or say the Lord's Prayer.
  - **Bringing it All Together – taking it to others** – this section can also be used differently – some Sunday Schools share their work with the congregation, others put it on a display board – or it can simply be used to bring the session to a conclusion and recap.
6. You will need to ensure you make sufficient copies of the activity sheet.
7. In the worship section suggested hymns can be changed to one of your choice – or can be read from the hymn book rather than sung if required.
8. The "Our Father" can always be said as part of worship and prayer.



# Index

Title	Page No
Trinity Sunday - Choice A	7
Trinity Sunday - Choice B	11
11th Sunday in Ordinary Time - Choice A	15
11th Sunday in Ordinary Time - Choice B	19
12th Sunday in Ordinary Time - Choice A	23
12th Sunday in Ordinary Time - Choice B	27
Ss Peter and Paul - Choice A	31
Ss Peter and Paul - Choice B	35
13th Sunday in Ordinary Time - Choice A	39
13th Sunday in Ordinary Time - Choice B	43
14th Sunday in Ordinary Time - Choice A	47
14th Sunday in Ordinary Time - Choice B	51
15th Sunday in Ordinary Time - Choice A	55
15th Sunday in Ordinary Time - Choice B	59
16th Sunday in Ordinary Time - Choice A	63
16th Sunday in Ordinary Time - Choice B	67
17th Sunday in Ordinary Time - Choice A	71
17th Sunday in Ordinary Time - Choice B	75
18th Sunday in Ordinary Time - Choice A	79
18th Sunday in Ordinary Time - Choice B	83
19th Sunday in Ordinary Time - Choice A	87
19th Sunday in Ordinary Time - Choice B	91
The Feast of the Assumption - Choice A	95
The Feast of the Assumption - Choice B	99
20th Sunday in Ordinary Time - Choice A	103
20th Sunday in Ordinary Time - Choice B	107
21st Sunday in Ordinary Time - Choice A	111
21st Sunday in Ordinary Time - Choice B	115
22nd Sunday in Ordinary Time - Choice A	119
22nd Sunday in Ordinary Time - Choice B	123

Title	Page No
23rd Sunday in Ordinary Time - Choice A	127
23rd Sunday in Ordinary Time - Choice B	131
24th Sunday in Ordinary Time - Choice A	135
24th Sunday in Ordinary Time - Choice B	139
25th Sunday in Ordinary Time - Choice A	143
25th Sunday in Ordinary Time - Choice B	147
26th Sunday in Ordinary Time - Choice A	151
26th Sunday in Ordinary Time - Choice B	155
27th Sunday in Ordinary Time - Choice A	159
27th Sunday in Ordinary Time - Choice B	163
28th Sunday in Ordinary Time - Choice A	167
28th Sunday in Ordinary Time - Choice B	171
29th Sunday in Ordinary Time - Choice A	175
29th Sunday in Ordinary Time - Choice B	179
30th Sunday in Ordinary Time - Choice A	183
30th Sunday in Ordinary Time - Choice B	187
The Feast of All Saints- Choice A	191
The Feast of All Saints- Choice B	195
32nd Sunday in Ordinary Time - Choice A	199
32nd Sunday in Ordinary Time - Choice B	203
33rd Sunday in Ordinary Time - Choice A	207
33rd Sunday in Ordinary Time - Choice B	211
Christ The King- Choice A	215
Christ The King - Choice B	219
Harvest - Choice A	223
Harvest - Choice B	227



# Trinity Sunday - Choice A

## Aim

To have some understanding about three persons and one God and the words of the “Grace”.

### Today's Readings

<b>OT</b>	<b>Exodus 34: 4-6 &amp; 8-9</b>
<b>Psalm</b>	<b>Ps Dan 3:52-56</b>
<b>NT</b>	<b>2 Corinthians 13: 11-13</b>
<b>Gospel</b>	<b>John 3: 16-18</b>

### Today's Prayer

#### The Grace

May the grace of the Lord Jesus Christ, and the love of God  
and the fellowship of the Holy Spirit  
be with us all now and evermore.

**Amen.**

## Getting Started

Today is Trinity Sunday.

The word ‘Trinity’ begins with the letters ‘tri’.

Can you think of words beginning with these letters?

Some suggestions are, triangle, tricycle, tripod etc.

What do all these have in common? Three things linked together to make one whole one.

Today we are going to talk about and give thanks for God as ‘three persons’.

This is very difficult to understand, even for adults.

## Today's Teaching

### Bible Reading – 2 Corinthians 13:11-13

These verses come at the end of St Paul's second letter to the Corinthians.

Today we are thinking of ‘The Holy Trinity’, that is:

- God the Father,
- God the Son
- and God the Holy Spirit

God is Father, Son and Holy Spirit.

They are three parts of a whole, God. Just like a three leaved clover, three parts of one whole leaf.

Some Churches are named Holy Trinity

In the Mass we declare our Christian belief in the trinity, God three persons in one.

We believe in one God,  
the Father the Almighty.  
maker of heaven and earth,  
of all that is seen and unseen.

We believe in one Lord, Jesus Christ

the only son of God, .....  
Of one being with the Father

We believe in the Holy Spirit, the Lord, and giver of life,  
who proceeds from the Father and the Son,  
With the Father and the Son he is worshiped and glorified.

☼ Older children can look at the whole of the creed in your mass book. There are slightly different versions of it. The word creed means believe.

## Today's Activity

*You will need an activity sheet for each child a pencil and coloured pencils*

The Activity sheet for today, shows three inter locking circles. God the Father, God the Son, and God the Holy Spirit.

The children can write a sentence to describe each one, and draw a picture to represent each part. The picture can be abstract.

## Prayer and Worship

Light a candle and sit the children quietly around it.

Say In the name of the Father Son and Holy Spirit. - Children can cross themselves.

Say the prayer at the top of the session – The Grace, the collect for Trinity Sunday, and / or the Lord's Prayer

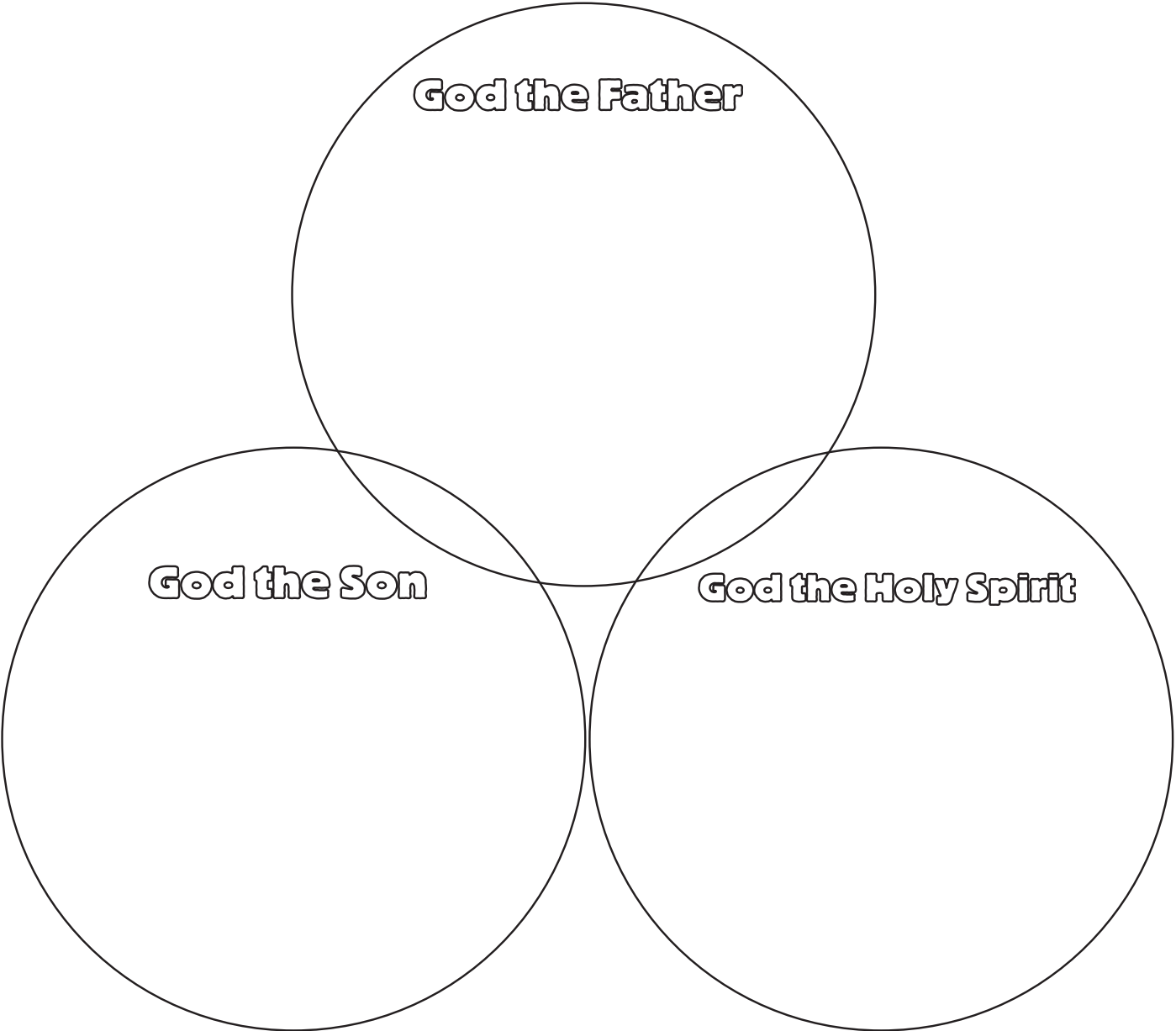
Suggested hymns: Glory to God - the Peruvian Gloria, with a cantor (you) and repeated by the children.

Holy, holy holy is the Lord  
Firmly I believe and truly

## Bringing it All Together – Taking it to Others

Today we have been learning about how God is three and God is one. We have discovered that God is the Father, God is the Son and God is the Holy Spirit

The children can share their work.





# Trinity Sunday - Choice B

## Aim

To Understand that God is three persons in one being.

### Today's Readings

OT	Exod 34: 4-6 & 8-9
Psalm	Song of Three 29-34
NT	2 Cor 13:11-13
Gospel	Jn 3:16-18

### Today's Prayer

May the grace of our Lord Jesus Christ, the love of God and the fellowship of the Holy Spirit be with us always.

**Amen.**

## Getting Started

*You will need some post it stickers or similar. On each draw a shape, eg a triangle, square, rectangle circle etc. You will need each shape on 3 post its.*

The children need to have their post its stuck on their back or foreheads. You must give out 3 of each shape. Without talking, the children need to find out what is on their post it, and then join up with the other 2 who have the same shape. When they are in a group of 3 sit down. If you do not have a multiple of 3 in your group, play again, including the children who didn't play the first time.

## Today's Teaching

### Bible Reading – John 3:16-18

The concept of The Trinity is not an easy idea for anyone to grasp. There can be more questions than answers!

Ask the children what they know any words that begin with tri, eg tricycle, triangle, triceratops etc. All these things have 3 parts that make up one whole.

Show the children a bar of chocolate that has a milk chocolate, dark chocolate and a white chocolate layer. Three layers, but all are needed to make the chocolate bar.

Sometimes people have 3 names (or more) different people call them different names, eg a man might be called Grandpa, Dad, or by his first name - you might think of a more specific person whom the children might know. One person - three names.

God is described as having 3 parts. Can you name them?

God the Father, God the Son, and God the Holy Spirit. Three parts - one God. This is used at the start of mass when the priest says in the name of the Father Son and Holy Spirit, in the blessings at the end of the service, when a child is baptised, in the marriage service. In fact it is used in most services.

What are the qualities of God the Father, God the Son, and God the Holy Spirit?

✧ For older children, you could have three A3 sheets of paper. One with the label God the Father, one with God the Son, and one with God the Holy Spirit. .

The children can then annotate the sheets with the qualities of each, eg loving, kind, judgemental, creative, healer etc. This should be followed with a discussion the children can explain why they choose the qualities they put on the sheets.

☺ For younger children, the following,

God the Father is the creator of the world as in Genesis chapter 1. He is Father, Lord and Judge of the whole universe.

God the Son who lived on earth amongst human beings, and teach us about God and how we need to listen carefully to him, and also that we must love one another.

God the Holy Spirit who is always with us, wherever we are. He fills us with new life and power.

## Today's Activity

*You will need an activity sheet for each child, pencils, crayons or coloured pencils, salt-dough (see recipe below, baking parchment and paint or felt-tip pens.*

1. The activity sheet has a memory verse on it which is the Grace, from 2 Corinthians 13:14.

(The final sentence of St Paul's letter to the Corinthians. - the Corinthians were people who lived in Corinth, Greece. ) the border is a Celtic knot border, representing the Trinity, to colour.

2. The craft activity is to make a salt dough shamrock. The salt dough is made as follows.

Ingredients: 250g plain flour, 125g table salt and 125ml of water

Method ; Mix the salt and flour well, add the water and stir until it becomes a ball.

Give each of the children a piece of the dough to roll out into a long sausage shape. The 'sausage' can then be put on a piece of baking parchment and coiled around to make a shamrock shape with a stem to end. Put the child's name on the parchment.

☺ For younger children, you might pre draw the shamrock on the parchment for them to follow.

The dough will need to be cooked on the lowest oven setting for about 3 hours, or left in church in a safe place to dry out.

Next week these can be decorated with paint or felt tip pen.

## Prayer and Worship

Light three candles saying : "In the name of the Father, the Son and the Holy Spirit" as you light the candles. Encourage the children to join in and sign themselves with the sign of the cross.

Say the prayer at the top of the session, or the Lord's Prayer, the collect for today or a prayer of your choice.

Suggested hymns: Holy, holy, holy! Lord God Almighty.

Firmly I believe and truly

Shine Jesus Shine

## Bringing it All Together – Taking it to Others

Today we have been learning about the Trinity, God the Father, God the Son and God the Holy Spirit. You might choose to show your salt dough if you are very careful. You could recite The Grace to the congregation.





The Grace of  
our Lord Jesus  
Christ, the  
love of God  
and the  
fellowship of  
the Holy Spirit  
be with  
you all.

**2 Corinthians 13:14**



# 11th Sunday in Ordinary Time - Choice A

## Aim

To have an understanding of Jesus' Apostles and their leadership in the Church.

### Today's Readings

OT	Exod 19: 2-6
Psalm	100
NT	Rom 5: 6-11
Gospel	Matt 9:36-10:8

### Today's Prayer

Lord Jesus help us to love one another in you, and for you, and to walk together as friends in your service. Through Christ our Lord.

**Amen**

## Getting Started

Jesus chose twelve men who were very special to Him. How do we make friends? What do we value in a friend? What do they mean to us?

Discuss and record ideas of what a friend means to us, what we look for in a friend. We all need friends, as well as our families, people with whom we can share our happy and our sad times. Talk about what our special friends mean to us. A good friend is someone whom you can rely on, who is there to support you when you need them.

We have a friend in Jesus. We can rely on Him in any circumstance. Jesus chose twelve Apostles to help Him with His work on earth and to spread the Good News. We have the names of Jesus's Apostles recorded in the Gospels. How many of the Apostles can you name?

(Peter, Andrew, James the great, John, Matthew, Simon, Judas, Thomas, Philip, Bartholomew (Nathaniel), James the lesser, Thaddeus (Jude))

## Today's Teaching

### Bible Reading – Matt. 9:36 - 10:8

Jesus had been travelling around the country, into the towns and villages telling people about the Kingdom of God and what good news it was. Along the way he performed many miracles and healed many sick people.

Can you think of any miracles that Jesus did?

Jesus saw many people who needed his help so he called together twelve of His closest friends to help Him. These twelve He called Apostles. The names of the twelve were, Simon, whom Jesus called Peter, Andrew, James, John, Philip, Bartholomew (Nathaniel), Matthew, Thomas, James, Thaddeus (Jude), Simon and Judas Iscariot. Jesus gave the apostles power to work in His name and sent them out to preach and to heal the sick in His name. They were sent out on a special mission, they had a special job to do. These twelve became the first leaders of the Church and their leadership has been passed down, through the bishops, to this day.

The Apostles were people from different families and backgrounds, just as we are today. Our

families are all different, some are large, some small, some have grandparents, aunties and uncles, cousins etc. The adults in our families may all have different kinds of jobs.

Peter was the Apostle chosen by Jesus to be the leader of the Church on earth. Simon Peter and Andrew were fishermen as were James and John. John was chosen by Jesus to take care of His mother, Mary, after He had died on the cross. Matthew had been a tax collector, he had collected money for the Romans and was not liked by many people. Simon belonged to a group who rebelled against the Romans. Judas looked after the money but he was the Apostle who was to betray Jesus after the Last Supper.

Jesus needed the Apostles as leaders of the Church. They were to share the Good News with the people and to perform miracles in the name of Jesus. They became the foundation stones of the early church. It is through the Apostles that the Good News of the life and works of Jesus were spread throughout the world. It is from the Apostles and those who followed them, that we are fortunate to have heard the Good News. We in our turn need to pass on the Good News to others. How can we do that? (by actions as well as words).

## Today's Activity

*You will need an activity sheet for each child, pencils, crayons or coloured pencils (coloured card, scissors and glue sticks for the extended activity for younger children)*

*Colour in the outlines of the twelve Apostles.*

*Complete the word search of the names of the Apostles*

- ☼ *Older children could create a poster headed "How we spread the Good news"*
- ☺ *Younger children can pick a coloured sheet of card and cut out the coloured outline of the Apostles to make a collage – you could head it "The Twelve Apostles"*

## Prayer and Worship

Say the prayer at the top of the session, or the Lord's Prayer, the collect for today or a prayer of your choice.

Suggested hymns: What a friend we have in Jesus  
Colours of day dawn into the mind

## Bringing it All Together – Taking it to Others

Today we have been learning about what it means to be a friend and how we can be a friend to others.

Jesus had twelve special friends, Apostles, who helped Him in His earthly ministry and began to spread the Good News throughout the world.

Ask confident children to name the apostles Posters and Collages can be shown if you have done them.

The Good News has been passed down to us. We need to continue to spread the Good News.

THADDEUS

JAMES

BARTHOLOMEW

PHILIP

THOMAS

PETER

JAMES

ANDREW

JOHN

MATTHEW

JUDAS

SIMON

B	I	I	M	X	V	M	S	J	K	Y	P	J	U	N
N	A	Y	V	H	A	P	O	A	Z	N	I	U	L	X
A	M	R	M	T	F	H	B	S	M	C	L	D	S	N
Q	L	N	T	E	N	X	I	F	E	O	I	A	V	R
E	Y	H	I	H	Q	Y	H	W	S	D	H	S	E	V
A	E	Y	M	V	O	H	S	N	W	T	P	T	T	P
W	I	M	M	B	N	L	O	L	Q	L	E	C	T	G
G	Q	M	K	Z	I	D	O	P	D	P	V	D	H	J
T	E	K	T	M	B	B	E	M	F	W	X	B	A	N
W	E	R	D	N	A	E	S	I	E	A	D	H	D	K
J	A	M	E	S	S	L	G	I	C	W	A	P	D	X
A	B	S	H	A	V	F	I	M	M	B	S	O	E	Q
A	U	P	Z	Z	H	F	F	Q	T	O	A	H	U	U
D	P	V	P	R	J	P	P	H	B	G	N	J	S	T
M	S	F	S	F	E	I	I	V	W	T	U	K	U	H



# 11th Sunday in Ordinary Time - Choice B

## Aim

To understand that as the disciples were sent out by Jesus, we must also spread the Good News of the Gospels.

### Today's Readings

OT	Exod 19:2-6
Psalm	Ps 110
NT	Rom 5:6-11
Gospel	Matt 9:36-10:8

### Today's Prayer

Dear Lord,  
You send us out each week to spread the message of the Gospels. Help us to be brave in doing this, and also to do as you command.  
**Amen.**

## Getting Started

*You will need a sheet of A3 paper and some felt tip pens.*

*On the sheet you will need to draw the outline of a suitcase. This can be done beforehand.*

Talk to the children about holidays, where they have been in the past, where they might be going this summer.

How did they get there?

What did they pack to take with them?

On the suitcase the children or you, can draw and label what to pack in a suitcase if you are going on a journey.

## Today's Teaching

### Bible Reading – Matt 9:36-10:8

Today's Bible story is about Jesus sending out his disciples to spread the Good News (Matt 10:1-8) Mathew names Jesus' disciples.

How many of the names can you remember?

Jesus sent the disciples out with very specific instructions. - Re read v 5 - 10. The children can put their thumbs up when they hear one of the instructions.

Ask how many instructions there were. - 9

1. Do not go among the Gentiles. - people who were not Jewish
2. Do not enter a town of the Samaritans. - A group of Jewish people, who didn't keep strictly to Jewish law and so were not well thought of.
3. Instead go to the lost sheep of Israel - people who have turned away from the Jewish faith. This is similar to the parable of the lost sheep.

Tell these lost sheep :

4. The kingdom of God is near.
5. Heal the sick.
6. Raise the dead.
7. Cleanse those with leprosy - a nasty illness, incurable at the time.
8. Drive out demons. - evil spirits.
9. Take nothing with you.



Jesus sent his disciples out to do a very specific task, To make sure that all the Jewish people knew the Good News of Jesus, the Messiah prophesised in the Old Testament.

✧ For older children.

What is God asking us to do ?

How do we know what God is asking us to do?

What is God sending us out to do?

God is asking us to spread the Gospel message to everyone we meet. This does not necessarily mean that we need to quote the Bible at everyone. The things we do are equally as important.

We all have our own tasks that God asks us to do as well. When we pray it is important that we spend time listening to God, and understanding what he is asking us to do, even if we don't really want to do it because it is a hard task or perhaps something that we are worried about, because we don't know what our friends will say or do. We need to be brave.

God wants us to help people to show repentance, so that they may enter the Kingdom of God. V37 tells us that the harvest is plentiful, but the labourers are few. We are God's labourers doing his work on earth. The harvest is the many people who will come to know God, and believe in him through our actions and words. This means being kind, helpful respectful, compassionate and many other things similar to this.

## Today's Activity

*You will need an activity sheet for each child, pencils, crayons or coloured pencils*

*The activity sheet for today shows two suitcases.*

*In the first suitcase, draw what you would pack If you were going on a journey.*

*In the second suitcase draw what a disciple would have taken when Jesus sent them out.*

*At the bottom of the sheet is a memory verse:*

*The harvest is plentiful, but the labourers are few. Matt 9 v 37.*

*Note: You might have the decorating of the salt dough shamrocks from last week to complete with the children.*

## Prayer and Worship

Light three candles saying : "In the name of the Father, the Son and the Holy Spirit" as you light the candles. Encourage the children to join in and sign themselves with the sign of the cross.

Say the prayer at the top of the session, or the Lord's Prayer, the collect for today or a prayer of your choice.

Suggested hymns: O Jesus I have promised

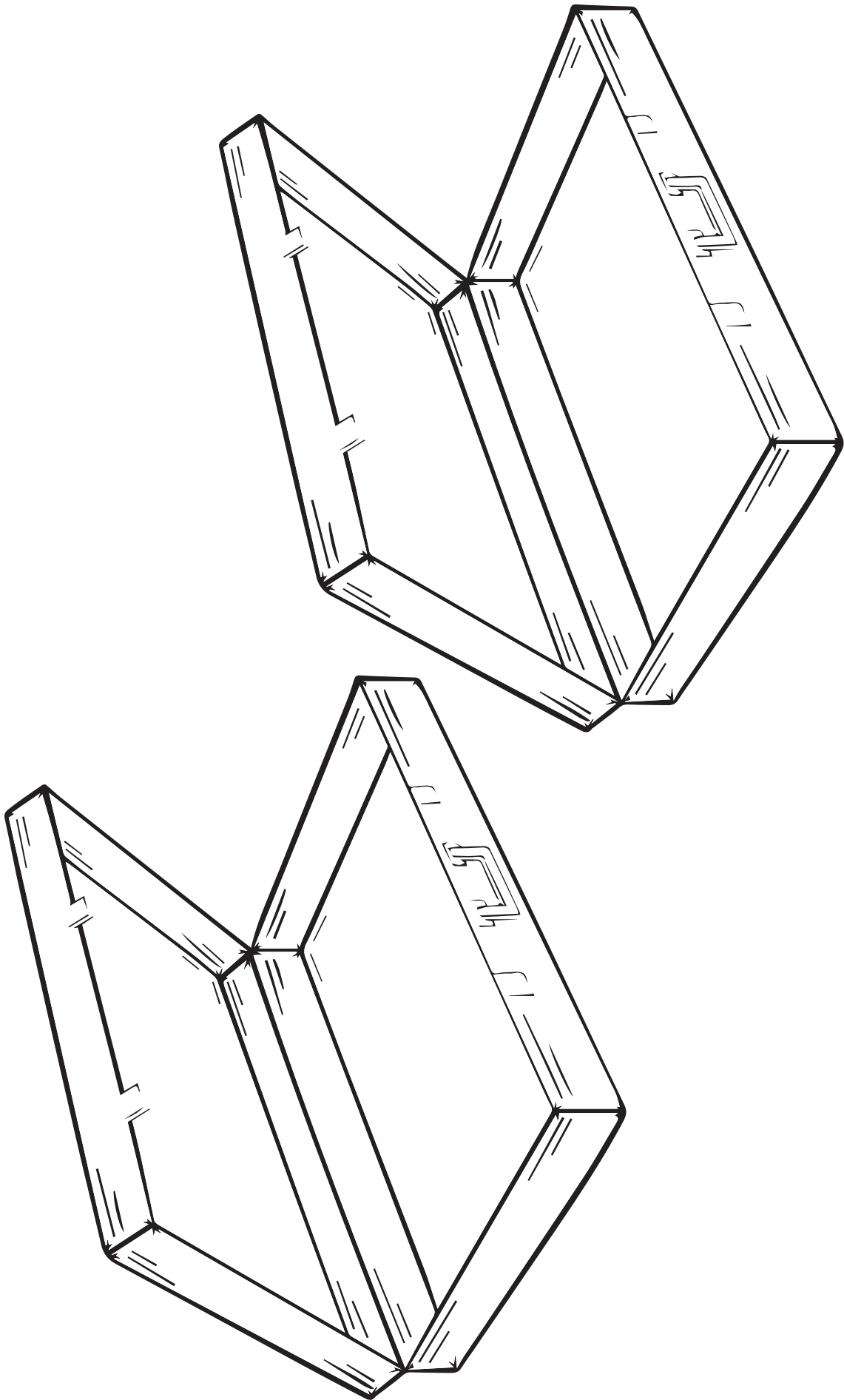
Sent forth by God's Blessing

He has raised you up on eagle's wings (Exodus 19:4)

## Bringing it All Together – Taking it to Others

Today we have been learning about how the disciples were sent out to spread the Good News. We have thought how we can also spread the Good News. The children can share the list of things that they would include in the two suitcases and say the memory verse together.





The harvest is plentiful, but the labourers are few

Matt 9:37.



## 12th Sunday in Ordinary Time - Choice A

### Aim

Do not be afraid, God is always with you.

### Today's Readings

<b>OT</b>	<b>Jer 20: 10-13</b>
<b>Psalms</b>	<b>69: 7-10</b>
<b>NT</b>	<b>Rom: 5 12-15</b>
<b>Gospel</b>	<b>Matt 10: 26-33</b>

### Today's Prayer

Lord help me to remember that nothing is going to happen to me today that you and I together cannot handle.

**Amen.**

### Getting Started

Today we are thinking about Jesus, sending out His Disciples into the world to proclaim the Good News about Jesus. The Disciples were worried about the task ahead of them.

We sometimes are worried about things we have to do, things we have done or things we have not done. It could be a fear of trying or going somewhere different, doing or going somewhere alone for the first time e.g. our first day at a new school, moving away from friends.

Talk to the children about any worries they may have. If they do not want to share them with the group they may want to write them down so that they can be used in prayer.

We need to respect each other because what one person is worried about may seem trivial to another, but if it is a concern for that person then it is important.

### Today's Teaching

**Bible Reading – Matthew 10: 26-33**

because the heavenly Father knows all that is going on and He will watch over you.

The Apostles had to leave their friends and families and travel to strange countries. They had to live as Jesus had taught them and to share the message of Jesus with the crowds.

A few weeks ago we thought about the coming of the Holy Spirit at Pentecost when he gave courage and strength to the Apostles and they changed from being frightened to telling the crowds that Jesus had risen from the dead.

How do we share the Gospel message today?

We can tell people about Jesus but we must also live in the way that we have been taught by Jesus. We must share with others what we believe and not be afraid, as the Holy Spirit will give us the same strength and courage as he gave to His Apostles, that is, if we let him.

The Gospel reading tells us that even when one sparrow, of which there were many, the heavenly Father knows about it when it dies.

You are more important than a sparrow and He will watch over you at all times.

## **Today's Activity**

*You will need an activity sheet for each child, pencils, crayons or coloured pencils*

Put yourselves in God's hands.

In the open hands draw yourself and your family or friends.

Decode today's memory verse - the verse from Matthew: 10.v31

"Why every hair on your head has been counted. So there is no need to be afraid, you are worth more than hundreds of sparrows"

## **Prayer and Worship**

Say the prayer at the top of the session, or the Lord's Prayer or the collect for today.

Suggested hymns:            God be in my head  
                                      God is love: his the care

## **Bringing it All Together – Taking it to Others**


Today we have been learning to put our trust in God. Whatever our worries we have God to help us.

Show some of the pictures the children have made of themselves and their families in God's hands.

Jesus sent His Apostles out and they had to put all their trust in Him. We need to learn to do the same. We need to spread the Good News of the Gospel, by spreading the word, standing up for and being witnesses to what we believe. Also by example, the way we live our Christian lives.

Today's memory verse helps us to know that we can do this if we trust in God

Ask an older child to share today's memory verse.



CAN YOU CRACK THE CODE TO DISCOVER TODAY'S MEMORY VERSE?

1	2	3	4	5	6	7	8	9	10	11	12	13	14	15	16	17	18	19	20	21	22	23	24	25	26
m	n	o	p	q	r	s	t	u	v	w	x	y	z	a	b	c	d	e	f	g	h	i	j	k	l

11.22.13 19.10.19.6.13 22.15.23.6 3.2 13.3.9.6 22.19.15.18 22.15.7 16.19.19.2 17.3.9.2.8.19.18. 7.3 8.22.19.6.19 23.7 2.3 2.19.19.18  
8.3 16.19 15.20.6.15.23.18, 13.3.9 15.6.19 11.3.6.8.22 13.6.19 8.22.15.2 22.9.2.18.6.19.18.7 3.20 7.4.15.6.6.3.11.7



# 12th Sunday in Ordinary Time - Choice B

## Aim

To know that whatever happens, God is always with us.

### Today's Readings

OT	Jer 20:10-13
Psalm	Ps 69
NT	Rom 5:12-15
Gospel	Matt 10:26-33

### Today's Prayer

Thank you God, you have done such amazing things for us. May you be with us each and every day, watching over us and keeping us from harm.

**Amen.**

## Getting Started

Give a sheet of paper to each pair of children.

Tell the children that they are going to live on a desert island. What special things would they take with them, and need to have with them all the time. The children need to write a list on their sheet of paper. If you have a small group, this could be a group discussion.

## Today's Teaching

### Bible Reading – Ps 69: 30-36

This week's readings are about terrible things that can happen to us. We are going to focus on these seven verses from Psalm 69. which tell us that God will always be there for us.

A Psalm is a poem or some are a prayer.

At the beginning of the Psalm, the writer is wailing to God about everything that has gone wrong in their life.

If anything went wrong in your life, e.g. if you fall out with your best friend, who would you ask to help you sort it out?

### Read the reading

These verses explain how we can be thankful to God and praise him for being with us all the time.

How can we show god that we are thankful that he is with us always - even if we often forget that he is there?

How do we know when God is with us?

We need to trust and believe in him, and also to pray about things that worry us and ask for his help.

Prayer is our way of communicating with God. There are many ways to pray, one of them is this. Known by the acrostic ACTS.

☺For younger children, you will need to explain this in a simpler way.

**(A) Adoration:** First we should adore God and praise him for all the wonderful things that he has done, from creating the world to sustaining us every day and in our faith.

**(C) Confession:** Secondly, our prayers should include confession of our sin (the things we have done wrong); as we remember who we are when we come into God's presence, we see that we have come short of His holiness and have need of His forgiveness.

**(T) Thanksgiving:** Thirdly, when we pray, we should always give thanks, remembering the grace and mercy God shows toward us each and every day. For example:- for helping us when things go wrong, for forgiving us for the things that we have done wrong, and helping us to stay on his path. For the food we eat, our friends and parents and for the beauty of the world around us. There are so many things that we are thankful for.

**(S) Supplication:** Fourthly, prayer includes supplication. This is when we bring our requests for the needs of others and ourselves to God. For example:- helping us out of a sticky situation, asking God to be with someone who is ill, to bring peace to the world, and many other things. This is not for asking God for a new bicycle or anything else we want, but about our needs.

✧ For older children, you could read the Footprints poem by Margaret Fishback Powers. If you don't have a copy, it is available on the internet.

Read the first three verses

Discuss with the children these and how the poet is feeling. Why do you think there is only one set of footprints?

Read verse 4

## Today's Activity

*You will need an activity sheet for each child. Copied onto card, glue or sellotape, and pencils, crayons or coloured pencils.*

Today's activity is to make a prayer cube. One side has the word Prayer on it. The children can colour this. Four sides are for the ACTS prayers as you will see on the sheet. The children need to write or draw what sorts of things they should be praying for. The 6th side says ACTS to remind them of the order of praying.

The cubes will need to be cut out and then scored carefully along the lines with a pair of scissors before folding them and gluing them together. Younger children will need help with this. If you have younger children you might cut them out in advance.

## Prayer and Worship

Say the prayer at the top of the session, or the Lord's Prayer, the collect for today or a prayer of your choice.

Suggested hymn:

Amazing Grace

God is love His the care

## Bringing it All Together – Taking it to Others

Today we have been learning that God is with us always. We must never forget that he is with us and must pray to him, no matter how good or bad life is at the moment.

We have made prayer cubes to remind us how to pray to God. The children can share what is written on each side of the cube.



Supplication

Prayer

Confession

Thanksgiving

Adoration

ACTS



# Ss Peter and Paul - Choice A

## Aim

To understand that our faith in Jesus provides us with safety and rescues us

### Today's Readings

OT	Acts 12:1-11
Psalm	Ps 34:2-9
NT	2 Tim 4:6-8,17-18
Gospel	Matt 16:13-19

### Today's Prayer

Dear Lord, Peter your disciple spread the word of God throughout many towns and villages. Show us the way to help build your Church, in this place, spreading the Good news of Jesus  
**Amen**

## Getting Started

*You will need a large sheet of paper (A3 will be enough) and a pen.*

Ask the children if they have any nick names. Do they like them or not? Write the name Jesus in the middle of the sheet. Ask the children if they know any other names that Jesus is called in the Bible. You might not get many answers at this stage. You can go back to this at the end of the teaching session.

## Today's Teaching

### Bible Reading – Matt 16:13-19

Today is a special feast day, the feast of Saints Peter and Paul. Our reading today focuses on St Peter.

St Peter grew up with the name Simon. However Jesus changed it to Peter.

✧ For older Children, *petros* or *petra* is both the New Testament ( Koine, pronounced *coinay*) Greek and Latin word for stone or rock. In English, it was translated as Peter.

Before Jesus called him he was a fisherman on he was a fisherman on the Sea of Galilee. he had probably not had any education, and could neither read nor write. Today we are going to learn about what happened to Peter later in his life.

Read today's reading.

In this reading, Peter declares that Jesus is the Messiah.

What other name did he give Jesus? - Son of Man.

Who did other people say that Jesus was? - John the Baptist, Elijah, Jeremiah, or another prophet. What is a prophet ? a person who has messages from God to tell everyone.

Jesus was pleased that Peter had realised that he was the Son Of God. How many other names do you know that describe Jesus from the story, you can add these to the sheet.

The most important part of the reading is in verses 17 - 19.

Jesus tells Peter that that he is blessed by God and that he will be the rock on which his church is built, and that he will be given the keys of Heaven.

How can Peter build the church? Note in this context the church means the world wide church, the body of Christ, not just the building where you worship.

Over the years after Jesus death Peter travelled around the Mediterranean spreading the Gospel of Jesus. He also wrote many letters to towns and villages in this area. Some of them are in the Bible after The Acts of the Apostles

✧ Older ones might like to look in a Bible and see which ones they are.

During his travels around the Mediterranean, Peter got into many scrapes, the worst was being put in prison. He later became the first Bishop of Rome (The Pope). Peter did indeed begin to build the church of God. Peter gained many followers who changed their beliefs and became Christians. His life had changed from being a fisherman, to being a fisher of men and women, growing the Church of God.

✧ Older ones, can discuss a few ways in which they might try to grow the Church of God. E.g. asking a friend to come to church, helping the adults put leaflets about services or the parish magazine through the letter boxes of people who don't go to church in your parish. They will have other ideas.

## Today's Activity

*You will need: an activity sheet for each child, pencils, crayons and scissors and collage items. If you want to add fishing rods a very thin piece of dowel such as a pot plant stick and a piece of string.*

The activity sheet shows a large fish. The children can collage or colour cut out their fish.

Older children can write some ideas about how we can grow the numbers of people coming to church, on the back of their fish

Younger children can either draw a picture of Peter on the back of their fish, or some facts that they have found out about Peter today.

If you wish you could attach a piece of string to the fish and at the other end a small thin piece of wood such as a thin plant stick; for a fishing rod.

## Prayer and Worship

Light a candle and settle the children down to stillness.

Pray the prayer at the top of the page and say the collect for the day, or The Lord's Prayer


Suggested Hymns:            Dear Lord and Father of Mankind  
                                     Faith of Our Fathers  
                                     Walk in the Light

## Bringing it All Together – Taking it to Others

Share all of the things that have been learnt about Peter. Peter started his life as a fisherman and later became a fisher of men doing as God asked, growing his church. The children can show their fish. Some might read what they have written on the back or their pictures of Peter.

Ss Peter and Paul    Name

Age





## Ss Peter and Paul - Choice B

**Aim:** To know that St Peter was chosen by Jesus to lead the Church.

### Today's Readings

OT	Acts 12:1-11
Psalm	Ps 34:2-9
NT	2 Tim: 4 6-8 & 17-18
Gospel	Matt 16:13-19

### Today's Prayer

Dear Lord, You chose Simon Peter, to be our leader and rock in the faith. May we be inspired to be like him, serving others both here and around the world and speaking up for what we believe  
**Amen.**

## Getting Started

The children are going to play follow my leader. Make sure that each child has a turn at being leader, even if only for one or two instructions. The children can decide what they want the line to do. If you have young children you might want to model this first.

## Today's Teaching

### Bible Reading – Acts 12:1-11

This year the lectionary readings focus on St Peter.

Jesus asks the disciples who they believe he is. Simon, as he was still named then, believes Jesus is the Son of God, The Messiah and is not afraid to say so. In response, Jesus gives Simon a new name – Peter, which means rock in Greek, and tells him that he will have the keys to the Kingdom of Heaven. Simon Peter was just an ordinary fisherman, but Jesus, wanting to build his Church on strong foundations. He recognised Simon Peter's faith was strong; like a rock

In this Sunday's Gospel reading, Jesus singles out one of his apostles for a leadership role in the church.

What question did Jesus ask his disciples? - What are people saying about me?

What answers do the disciples give? -John the Baptist, Elijah, the prophets.

And then what does Jesus ask? - He asks for his disciples' opinion.

Who speaks for the disciples? -Peter,

In this Gospel, Jesus recognizes Peter as an important leader because Peter professes his belief that Jesus is the Messiah. Jesus commends Peter for this, not because he came to this belief on his own, but because God allowed Peter to recognize Jesus as his only Son.

Peter played an important role in the early Christian community and helped to build the Church. This was a role given to him by God. We continue to honour Peter and those who have followed him as leaders in the Church. Today we recognize and honour the pope as Peter's successor. Like Peter, the pope, our archbishops and bishops remind us that we are, as Christians are, united in the faith that Jesus is God's Son.

☼ For older children. Peter is one of the greatest leaders of the early Church.

How can Peter inspire us in our own life in the coming week?

How can we be strong in our faith and speak up for what we believe in?

As young people you are beginning to appreciate the importance of good leadership in community life. In Peter, we see an example of how good Christian leaders are grounded by their faith in Jesus.

Who are some leaders in our community? In our town? In our country? In the world?

We rely on leaders to guide us and to challenge us.

Who are the leaders of our Church today?

Why is it important for our Church to have good leaders?

You might write the answers to this on a large sheet of paper. This can be shared with the congregation at the end of the service.

## Today's Activity

*You will need an activity sheet for each child – copied onto card if possible, a sheet of A4 paper each, glue, pencils, crayons or coloured pencils.*

The children need to cut out the jigsaw pieces and put them together to make a picture of St Peter and his keys. There is also a memory verse on it. The pieces need sticking onto the A4 sheet. The children can then colour it in.

## Prayer and Worship

Light three candles : saying : "In the name of the Father, the Son and the Holy Spirit" as you light the candles. Encourage the children to join in and sign themselves with the sign of the cross.

Say the prayer at the top of the session, or the Lord's Prayer, the collect for today or a prayer of your choice.

Suggested hymns: Will you come and follow me if I but call your name  
The Church is one Foundation  
Walk in the Light

## Bringing it All Together – Taking it to Others

Today we have been learning what it means to be a leader and why the church needs good leaders such as St Peter. We have completed a jigsaw to show St Peter. The children can share the questions and answers recorded earlier in the session. They can say the memory verse together.



Ss Peter and Paul    Name

Age



**“You are Peter, and upon this  
rock I will build my church”.**

Matthew 16:18





## 13th Sunday in ordinary time - Choice A

### Aim

To have some understanding that we should make welcome all whom we meet.

#### Today's Readings

OT	2 Kings 4:8-11, 14-16
Psalm	89
NT	Rom 6:3-4,8-11
Gospel	Matt 10:37-42

#### Today's Prayer

Lord make me an instrument of your peace;  
where there is hatred let me sow love; where  
there is injury, pardon; where there is doubt,  
faith; where there is despair, hope; where there  
is darkness light; and where there is sadness,  
joy.

**Amen.**

### Getting Started

Discuss what we mean by the word 'welcome.'

How do you make people welcome? We tend to welcome friends and relatives in a different way from strangers. There are different places where we welcome people. It could be in our homes, at church, at school etc.

How do we welcome our friends and relatives? It could be with a hug, a kiss etc. How do you make them feel 'welcome'?

How do we welcome someone we have just met or do not know very well? We may shake hands or we may just smile or say hello.

We approach 'welcomes' according to where we are, how well we know them and what kind of welcome is appropriate.

### Today's Teaching

#### Bible Reading – Matthew 10: 40-42

Jesus said to His apostles that anyone who welcomed them into their homes is as though they were welcoming Him, because Jesus said that He was with them always. Anyone who looks after you and shares their hospitality, perhaps with food and drink, is sharing their hospitality with Jesus. Their kindness, however great or small will be rewarded.

However young we are we can make people welcome. It could be including someone in a game or sharing a toy with someone. Those who are older may make others feel welcome by spending time with them, perhaps for a cup of tea or sharing a meal with them.

Jesus always had time for other people. Can you think of some times when He encouraged others to listen to Him?

He was happy to spend time with children as well as His chosen apostles and other adults. Whenever we welcome and do anything for others it is as though we are doing it for Jesus. How can you act kindly towards someone else? It could be comforting someone who is sad, celebrating with someone who has achieved something, befriending someone who is lonely or comforting someone who is not well. When we have had the opportunity to welcome or help someone it is a positive action and our reaction to being kind and caring towards others is to make us feel happy.

If we ignore someone or do not welcome them into our home, our group at school, our Church or any other activity in which we are involved, then we are ignoring or not giving a welcome to Jesus. By not welcoming others we are turning Jesus away. Is this really what we would want to do?

Jesus wants us to treat everyone as we would treat Him. We should all try to welcome everyone we meet, whether it is someone in our family whom we know well, or greeting a stranger with a smile, it is as though we were meeting Jesus.

## Today's Activity

*You will need an activity sheet for each child, pencils, crayons or coloured pencils*

Colour in the memory verse Matthew 10v40, 'Anyone who welcomes you welcomes me: and those who welcome me welcome the one who sent me.'

In the boxes around the memory verse draw different ways of how we make others welcome.

- ✧ Older children may wish to write in the boxes rather than draw – describing situations where they could (or did) make people welcome

## Prayer and Worship

Say the prayer at the top of the session, or the Lord's Prayer, the collect for today or a prayer of your choice.

Suggested hymn:                      When I needed a neighbour were you there?  
   Spirit of the living God

## Bringing it All Together – Taking it to Others

Today we have been learning that whatever we do for others we do it as though for Jesus. We need to make all feel welcome.

Ask one of the older children to read out today's memory verse

Share some of the pictures that the younger children have drawn, and examples written by the older children.

Conclude by saying the prayer at the top of the session "Make me an instrument of your peace"

--	--	--	--

ANYONE WHO WELCOMES YOU  
WELCOMES ME, AND THOSE  
WHO WELCOME ME WELCOME  
THE ONE WHO SENT ME

Today's memory verse – Matthew 10v40

--	--	--	--



# 13th Sunday in ordinary time - Choice B

## Aim

To understand that following Christ demands dedication.

### Today's Readings

OT	2Kings 4:8-11, 14-16
Psalms	89
NT	Rom 6: 3-4, 6-11
Gospel	Matt 10: 37-42

### Today's Prayer

Lord, I am so glad that you love me. Help me to put you first and allow you to be at the centre of my life. Guide me along the Christian path and help me to make right decisions throughout my life.

**Amen.**

## Getting Started

Play a game of "Would you rather." Ask the children whether they would like to do something self indulgent or more Christian e.g. would you rather:

*Eat a whole chocolate bar yourself or share it with a sibling/friend?*

Go to church or watch your favourite cartoon

*Play on a device or help tidy your room*

Let the children ask each other 'Would you rather' questions.

Ask the children to think of instances where self-indulgence affects adults e.g. *would you rather drive your children to school (adding to pollution through idling engines and adding to children's health problems) or walk (or get the bus) your children to school?*

Ask the children if they think it is any easier making choices as they get older. Feedback to the group.

## Today's Teaching

### Read Matthew 10:37-42

In today's reading Jesus explains that following Him means renouncing self or being selfless. What does 'being selfless' mean? Discuss as a group. Ask each child to write on a sticky note Being selfless means .... Share their sentences.

Being a follower of Jesus demands dedication. We have to put Jesus at the centre of our lives. We have to ask ourselves each time we are faced with a decision "What would Jesus want us to do?" If we do this we focus on Jesus and not ourselves.

Every day we are faced with many temptations. These affect our relationship with others, food, money, possessions and Jesus. It is easy to put ourselves at the centre of our lives. If we do then we focus on our needs and our desires. We neglect how our decisions affect others or the wider world.

Putting Jesus at the heart of our lives gives us the opportunity to serve others. It allows us to be kind – If anyone gives so much as a cup of cold water .... verse 42

What acts of kindness have been shown to you?

The price we pay for walking with Jesus, along the Christian path, means our own desires are no

longer the most important. We must love God the Father and Son first. God loves us. In return we can offer a life of service.

The road to self- destruction lies ahead if we are sucked into the consumer culture where there are no limits to our desires. Following this path will ultimately edge us closer to destroying our planet.

But, loving God first allows us to love our families more and to be more selfless and life giving. It allows us to care for others near and far.

## Today's Activity

*For this Activity you will need: an activity sheet, coloured pens or pencils, a writing tool.*

- Fill in the boxes labelled possessions you love, What I want and the most important things in your life.
  - Acts of kindness make a difference in our lives. List acts of kindness you have received and what you could give to others.
  - Discuss how selfishness affects others in the world then add to the appropriate box.
  - What can you give up for Jesus? This may be one thing you could change to bring you closer to Him e.g. give up some time on a device to read a bible passage, stop arguing with parents and/or carers about going to church.
  - In the empty long box write Jesus and decorate.
  - On the back of the sheet write a prayer asking God to help you put Jesus first in your life.
- ☺ Draw pictures of how you care for others and write a sentence under each picture.
- ✧ Explore how service to God enables us to serve others in the wider world. Create a banner as a group and add any relevant Bible verses to make your point.

## Prayer and Worship

Light a candle and settle the children down to stillness.

Say the prayer at the top of the sheet, the collect for today, the Lord's prayer, or a prayer of your own choosing.

Suggested Hymns: O Jesus I have promised  
Take my life and let it be

## Bringing it All Together – Taking it to Others

In their own words, ask the children to explain to the congregation that being a follower of Jesus demands dedication. They may wish to give examples. Let them ask the congregation if they find it difficult to make decisions putting Jesus at the centre of their lives. Some may wish to share an answer.

Let the children explain how they can put Jesus first by being selfless and how this may affect others in the world.

Conclude by some children saying “Putting Jesus at the centre of my life allows me to serve others by .....



The most important things in my life.

What I want

Possessions that I love

Acts of Kindness

What I can give up for Jesus

How selfishness affects the world



# 14th Sunday in ordinary time - Choice A

## Aim

To understand that the Lord is humble, and will help us.

### Today's Readings

OT	Zech 9:9-10
Psalm	Ps 145
NT	Rom 8:9, 11-13
Gospel	Matt 11:25-30

### Today's Prayer

I sing you praises, God my king  
I bless your name forever  
Blessing you day after day  
And praising your name forever and ever.  
**Amen.**

**Psalm 145:1**

## Getting Started

*You will need. Some pictures of famous people, (for younger children you could use story or television characters) and some post it stickers and a large sheet of paper to stick them to.*

Stick the pictures onto the sheet in turn, saying who the person is, and leaving space around the picture for the post-its. Ask the children to think about each person and think who this person would be if they were either an animal, a plant or a sweet. They should write their ideas onto post-it stickers attach them around the person. Older children may be able to explain their reasoning.

## Today's Teaching

### Bible Reading – Matt 11 : 28-30.

*You will need a broom handle, and a heavy bag*

Read these 3 verses from Matthew to the children

Give a child a heavy bag and ask them to carry it. How could they make the task easier? Ask someone to help them.

You will need a broom handle to act as a yoke. In today's reading Jesus tells us that he will bear any heavy burdens that we have. He uses the analogy of a yoke in verse 29, which an ox would use to help them. Lay the broom handle between the shoulders of two children. Both will need to hold it with both their hands. Ask one to be the leader and walk round the room. All the children can try this and swap roles around each taking it in turn.

Ask how easy is it to follow, when someone is taking the yoke to guide and support you. Jesus tells us in this reading that when we are burdened with worries he is always there to help us.

Talk to the children about things that worry them. You will need to be sensitive about this. These could be worries about themselves or others Tell them that if they pray (talk to God) that he will help them with their worries. They could write a prayer asking god to help them and these could be used with the prayer board if you chose to create one in the activity section.

✧ You will need 4 pieces of paper with a verse on each.

Matthew 11:29

Zech 9:9

Psalms 145:8

Psalms 145:9

Give the children a different piece of paper each

Ask the children to pick out the qualities of our Lord. These can then be written on small pieces of card or on a white board if you have one.

Look carefully at the words. : Victorious, Triumphant, Humble, Compassion, Slow to anger, Abounding in love, Gentle

Discuss any of the words that the children are unsure of the meaning.

What do they tell us about Jesus?

Most Kings are powerful we do not expect them to be humble. Why was Jesus humble?

## Today's Activity

*You will need an activity sheet for each child, copied onto card if possible, pencils, and crayons. A large piece of coloured paper or card. Some small pieces of coloured paper for the children to write on.*

On the activity sheet, there is a prayer bookmark for the children to colour with the words "Come unto me all who are burdened and I will give you rest".

You can also make a prayer board.

This can be done on a large coloured sheet of paper or card. The children can have small pieces of paper where they can write or draw their own prayers. The prayer could be for concerns they have or for people they know. You can add any prayers that were created in the today's teaching section.

## Prayer and Worship

Sit the children in a circle on the floor, or around a table; and light a candle.

Say the prayer at the top of the session from Psalm 145.

The children may wish to read some of their own prayers from the prayer board.

Conclude by saying the Lord's Prayer, the collect for today or a prayer of your choice.


Suggested hymn: Rise and Shine and give God the glory.

## Bringing it All Together – Taking it to Others

Today we have been learning that God is able to help us when we are in need, and carry heavy burdens in life. The children can show the book marks they have made.

Explain that you have created a prayer board and that the children have added their prayers of concern to it. Some of the children may like to read their prayers.

Suggest that the board can be displayed in a suitable place in church, and invite members of the congregation to add their own prayer requests if they wish, making post-it notes or pieces of paper available for the purpose.





## 14th Sunday in ordinary time - Choice B

### Aim

To understand that the Lord will help us if we put our trust in Him.

#### Today's Readings

OT	Zech 9: 9-10
Psalm	145
NT	Rom 8:9, 11-13
Gospel	Matt 11:25-30

#### Today's Prayer

Deliver us, Lord, from every evil, and grant us peace in our days, in your mercy keep us free from sin and safe from all anxiety, as we wait in joyful hope for the coming of our Saviour, Jesus Christ.

**Amen.**

### Getting Started

Jesus talks to us about becoming like children entering the kingdom of heaven. You need an awareness of those with younger brothers or sisters. Perhaps those without a brother or sister may have a younger cousin or friend.

Talk about what a baby or young child is like. When they are first born they are totally dependent on other people for their needs, such as food and clothing and generally to take care of them. A baby has total trust in those who love them. They are loving, they like to be hugged and the feeling of being secure in the love of those around them and return the love in their own way. Their lives are uncomplicated, they are usually happy and content if their basic needs are fulfilled. They are innocent, they do not have unkind feelings towards other people or have any bad thoughts.

We cannot remember the time when we were totally dependent on those adults around us. When we put all our trust in those who cared for us.

What do we think are the most important qualities we have as a very young child?

### Today's Teaching

#### Bible Reading – Matthew 11.25-30

In this reading Jesus is saying that it is not always the clever people who know all the answers. It is those who are childlike who are often most responsive to His word.

Jesus is telling us that we need to be as little children. He does not mean that he expected us to be children for ever and never grow up! Jesus was telling us that as we grow into young people and adults we need to think about the qualities we had as a child.

If, as adults we are able to put our trust in God He will guide us into the right paths. This can be very difficult as we often find it difficult to trust some people and make up our own minds as to what

should be an outcome in a situation.

What we are told to do by Jesus is that when we have worrying situations we need to rely on God for guidance, just as a young child has complete trust in their parents. We can share our problems and difficulties and know that we can depend on His love to take care of us and all our needs. We need to be honest, with ourselves and with each other. We need to love and care for those in our family, our friends and neighbours and those with whom we share our lives.

It is not always easy, but we are the children of God and we can trust Him to care for us, and show us the way. We need to stay close to the love of God and he will guide us to happiness.

God is our Father and we are his children. We need to have trust in him. Jesus invites us to take all our cares and worries to Him and He will help us to find peace.

## Today's Activity

*You will need an activity sheet for each child, pencils, crayons or coloured pencils*

Around the outline of Jesus the children can draw themselves and their families and friends.

Complete the word search –children, kingdom, heaven, peace, trust, loving, caring, honesty

- ☼ Older children may wish to write an acrostic prayer using the word “Trust” – they can have words or sentence starting with the initial letters – the prayer should be about putting our trust in God
- ☺ Younger children may wish to create a bigger drawing of themselves to place alongside Jesus on the activity sheet.

## Prayer and Worship

Say the prayer at the top of the session, or the Lord's Prayer or the collect for today .

Suggested hymns:                Colours of day  
    Peace perfect peace

## Bringing it All Together – Taking it to Others

Today we have been learning that our faith needs to be like that of little children. That if we put our trust in God then he will look after us.


Younger children can share their pictures

Older children may wish to share their acrostic prayers if they have written them.

You could conclude by asking an older child to read Matthew 11v 28

“Come to me, all you who labour and are overburdened, and I will give you rest”





Come unto me all who  
are burdened and I  
will give you rest.  
**Matt 11:28**



## 15th Sunday in ordinary time - Choice A

### Aim

To celebrate Christ who came to sow the seed of God's word in the world.

#### Today's Readings

OT	Isa 55:10-11
Psalm	65:9-13
NT	Rom 8:18-23
Gospel	Matt 13:1-23 or 1-9

#### Today's Prayer

Dear Lord, Help me to be a good listener so that I may listen to your word, understand what you are telling me and remember what you have said. Help me to put into practise the Word of God through the words that I speak and my actions. **Amen.**

### Getting Started

Have you ever been in the middle of a conversation when the person you are talking to just gets up and walks away, fiddles in the chair or looks everywhere but at you? How does this make you feel? Most people feel hurt. The listener acts as though he or she has absolutely no interest in what the speaker has to say. And yet, when it is their turn to talk, they expect, if not demand, attention.

Are you a good listener or a bad listener?

Ask the children what a good listener does. As a group come up with a list of what a good listener does e.g.

A good listener looks at the person speaking.

A good listener answers in the correct way to show they have been listening.

A good listener does not interrupt the person speaking.

A good listener does not rush the speaker.

A good listener asks appropriate questions.

Play Chinese whispers – How well did the group listen? How could you improve your listening skills to pass on the words clearly to the person next to you?

### Today's Teaching

**Read Matt 13:1-23 or 1-9**

Discuss hearing the word of God in terms of the parable of the sower. The word of God was sown by Christ when he spoke to people. But not everybody understood what he had to say. Ask the children what they could do if they didn't understand a bible verse or passage.

How could they improve their understanding? Ask a member of the congregation what it means, ask questions, and discuss their thinking with other children.

How could they ensure they remember the word of God? Repeat it (memory verse), read the bible, copy out a short verse or passage.

How could they resist the temptation to spend their time on worldly things e.g. playing their Xbox, watching television, sleeping in late, going to football or gymnastics? Put time aside for going to church once a week, read the bible and talk to other Christians.

How could you continue to understand what Jesus had to say? Talk to other Christians, read the bible, pray, continue to search for a deeper understanding of God's word as there will always be something else you can learn from the scriptures.

Do not forget what you have heard but live the way God has taught you through the scriptures and follow the example of Jesus.

## Today's Activity

*For this Activity you will need: an activity sheet for each child, crayons and colouring pens.  
Encourage the children to talk about one thing they can do to:*

- A Understand The Word of God
- B Help The Word of God take root
- C Avoid the temptations of the world
- D Remember what they have learned from The Word of God

On the second half of the sheet, encourage the children to think of a phrase to show they love God and write it in the heart.

Colour the globe and show different skin tones in the clasping hands to represent different nations being neighbours in Christ.

Discuss awe and wonder of God in the natural world and thanking god for the beauty of the Earth.

Colour the church and add a figure of the child going to church

Ask the children to think of something else they have learned through the scriptures or the example of Jesus and represent it in a drawing.

- ☺ Bring in a flowering pot plant. Discuss what the plant needs to grow. You could plant a bean each with the children in a small pot and talk about caring for it.
- ✧ Consider how to live your daily life by putting The Word of the Lord into practise.  
Discuss the following prayer and what it means. Ask the children to explain what the will of God is. Create a poster to illustrate and explain the will of God. Use examples from the life of Jesus and the scriptures to decide which Words of God to illustrate.

Teach us, good Lord, to serve thee as thou deservest:

To give and not to count the cost;

To fight and not to heed the wounds;

To toil and not to seek for rest;

To labour and not to ask for any reward,

Save that of knowing that we do thy will.

St Ignatius Loyola

## Prayer and Worship

Prayer above

Song: God be in my head





Make me a channel of your peace

## Bringing it All Together – Taking it to Others


Just like plants Christians need different elements to grow in faith and love. To understand The Word of God we need to put time aside to come to church regularly, read the scriptures, discuss them with other Christians, discuss our thinking and learn from them. We then need to live our daily lives the way God has taught us through good words and actions.

The children can show their sheets and then read the prayer.

## How can you improve your listening skills when you hear the word of God?

<p><b>A</b></p>  <p>Hearing the word of God without understanding it. The word is forgotten. I can ....</p>	<p><b>B</b></p>  <p>Hearing the word of God but without roots it does not last. I can ....</p>
<p><b>C</b></p>  <p>Hearing the word of God but the temptation of worldly things chokes the word I can ....</p>	<p><b>D</b></p>  <p>Hearing the word of God and understanding it. I can ....</p>

**What God has taught us through the scriptures and through the life of Jesus**



**"Love the Lord your God with all your heart"**



**"Love your neighbour"**



**"Worship God"**



**"Keep the Sabbath Holy"**



## 15th Sunday in ordinary time - Choice B

### Aim

To understand the Parable of the Sower and how it relates to us.

#### Today's Readings

OT	Isa 55: 10-11
Psalms	65: 9-13
NT	Rom 8: 18-23
Gospel	Matt 13: 1-23 or 1-9

#### Today's Prayer

Day by day, Lord, three things I pray:  
to see thee more clearly,  
love you more dearly,  
follow you more nearly,  
day by day.  
**Amen.**

### Getting Started

What do we mean by a parable?

Jesus, in His lifetime on earth told a lot of parables. It is a way of helping us to understand some of the difficult things He was trying to explain to the people who came to listen to Him. It was His way of explaining important teachings.

We sometimes listen to, or read stories and it helps us to remember the message. Can you remember some of the parables that Jesus told the people e.g. the ten bridesmaids with their lamps, the prodigal son, the good Samaritan. They all help us to remember the teachings of Jesus. The parables related to life at the time of Jesus to help those who were listening, to understand.

There would not have been farm machinery for sowing the seeds, as we have today. The farmer would have scattered the seeds with his hands. Today we are looking at a parable about a farmer sowing his seed

### Today's Teaching

#### Bible Reading – Matthew 13: 1-9

boat and the people stood on the seashore. He told them the parable of the sower, where a farmer went out to sow some seeds in the field.

As he scattered the seeds, which would have been by hand,

- some fell on the path at the edge of the field where the birds flew down and ate them all.
- Other seeds fell on ground where there were rocks, although they sprouted there was not enough soil for them to grow and as the sun was very hot they shrivelled up and died.
- Some seeds fell where there were weeds growing, and they were choked by the weeds and died.
- Some, however, landed on the farmer's rich soil and grew into healthy and strong plants.

What do you think Jesus meant by this parable?

Jesus explained to the people the meaning of this parable. The seeds are the teaching of Jesus about God and the good news.

- The seeds that fall on the stony ground are the people who hear the word of God but they do not understand.
- The seeds that fall on the rocky ground begin to sprout but because they do not take root, in the heat, they shrivel and die. These are people who listen to the word of God, they try to follow the way but then give up.
- The seeds that fall on the weeds are those who hear the word of God but they are thinking of other things and the Good News, like the seeds are choked with weeds, so cannot produce fruit.
- The seed that falls on the rich soil is those who listen to the word of God and understand it. They grow in faith and spread the Good News.

The seed was God's word, which Jesus shared with those with whom He taught. Some people did not listen, some people listened to Jesus but gave up, because it was not always easy to follow Him. Some people listen and understand and do try and live as Jesus taught us.

What kind of ground are we? Are we like the stony path, the ground, the patch of weeds or the deep soil, where the seed can grow? If we listen to the word of God and we understand it, we will be like the healthy plant, in the rich soil, and His love will be apparent in our thoughts, words and deeds.

## Today's Activity

*You will need an activity sheet for each child, pencils, crayons or coloured pencils*

The sower sowed the seeds on stony ground, rocky ground, amongst the weeds and on rich soil.

On each part of the parable draw the seeds and how they grow, in the type of ground on which they fall. The farmer can also be drawn.

## Prayer and Worship

Say the prayer at the top of the session, or the Lord's Prayer, the collect for today or a prayer of your choice.

Suggested hymns:                      God be in my head  
    Breathe on me, Breath of God

## Bringing it All Together – Taking it to Others

Today we have been learning the meaning of the Parable of the Sower. We have thought about the seeds scattered by the farmer and the different kind of ground on which they fell.

Share the pictures that the children have drawn – explaining the different types of soil using the pictures

We would like to think that we are like the seeds which fell on the rich soil and this is reflected in our thoughts, words and deeds.



# THE PARABLE OF THE SOWER

<p>The seeds which fall on the stony ground are those who hear the Good News but do not understand.</p>	<p>The seeds which fall on the rocky ground hear the Good News, try to follow but give up.</p>
<p>The seeds which fall on the weeds hear the Good News, have other thoughts and are choked by the weeds.</p>	<p>The seeds which fall on the rich soil hear the Good News and understand.</p>



# 16th Sunday in ordinary time - Choice A

## Aim

To help the children to trust God whatever is happening all around them

### Today's Readings

OT	Wis 12: 13, 16-19
Psalm	Ps 86
NT	Rom 8: 26-27
Gospel	Matt 13: 24-43

### Today's Prayer

Lord Jesus, we sometimes do not understand what is happening in the world around us. Help us to trust you whatever situation we are in.  
**Amen.**

## Getting Started

### –Game – a variation on the game, “Simon Says”

Explain to the children that normally in this game we do as Simon says and ignore what is said just by the leader. But today we are going to have to think about what we are being asked to do, We have to decide,

“Is it right to do this?” If so, we jump up with thumbs up! If not, we crouch down with thumbs down. You are 'out' if you get it wrong, and anyone still 'in' at the end of the game gets a smiley face badge (if you have some!). There can be more than one winner, and hopefully all of us will be winners.

Suggested commands: Simon says:

- |  |  |
|--|--|
| 1) Tell the truth.                       | 2) Be a good friend.                                 |
| 3) Be greedy!                            | 4) Do things to help Mum and Dad.                    |
| 5) Kick the dog!                         | 6) Comfort the baby when she is crying.              |
| 7) Clean your teeth every day.           | 8) Don't do the homework your teacher has given you! |
| 9) Tell lies to your friends and family! | 10) Read your Bible as often as you can.             |
| 11) Rob a bank!                          | 12) Share your toys and sweets.                      |

Hopefully we have all got most of these right and we know how to behave. But we do find ourselves surrounded by people who do some of the thumbs down things as well as people who do the thumbs up things. Jesus tells us in the Bible how to cope with this situation.

## Today's Teaching

### Bible Story – Matthew 13: 24-30

Does it sometimes surprise you when bad things happen in the world? Do you wonder why God allows certain things to happen?

Today's Gospel reading is about the world God made to be a good world with good people in it, But somehow bad things entered it and sometimes people do bad things and seem to get away with it!

The story, told by Jesus, is called a parable. Jesus often used parables to teach people about his kingdom and how we should behave as God's people.

The field in the story is the world, and the good in the world is called wheat. The bad in the world is called weeds in the story.

Read Matthew 13: 24–30, either to the children or all together, taking turns with the verses, then explain the parable as follows:

We have said that the field is the world. The man who plants the good seed is God who makes all the good things including people. Someone comes along and plants weeds all over the world in amongst the good seeds. That someone is a bad person! We often call him the Devil! He makes people do bad things! The man's servants are God's angels who want to make everything right again. But they are told to wait until harvest time to sort out the wheat from the weeds, the good from the bad.

This is why God allows the bad things to happen alongside the good things. He wants to give everyone time to do the right things, and he will send his angels to sort everything out later on. In the meantime we must make sure we keep on the good and right path through life and not be tempted by the bad things that happen, like greed and selfishness, like unkindness and dishonesty. We must choose to go God's way, following Jesus. Then we will be like the good seed growing into wheat.

## Today's Activity

*You will need: one activity sheet per child paper, pencils and crayons or coloured pencils. If extending the activity collage materials, scissors and glue sticks.*

Give out the activity sheets and ask the children to follow the instructions.

- ☺ Younger children may need help with reading parts.
- ☼ Older children may like to write a bit more on extra pieces of paper, or possibly do an acrostic on the words 'wheat' and 'weeds'

You may like to extend the activity and make a collage of a 'good' world.





## Prayer and Worship

Use the prayer above, or say prayers using your acrostics, or say the Lord's Prayer.  
Suggested hymns for today - "Lord, all the world belongs to you" - "Be Thou my Vision"

## Bringing it All Together – Taking it to Others

The children may like to talk about the game of 'Simon Says' and tell a bit of the story Jesus told. They can show their activity sheets and acrostics if they have done them and say how important it is to trust God whatever is going on in the world around us.

Put a tick ✓ for actions which are right, and a cross ✗ for ones which are wrong actions.



What can you do to make the world a better place? Write or draw.

Draw an angel who can help us and guard us.



## 16th Sunday in ordinary time - Choice B

### Aim

To have an understanding that we need to follow a good way of life.

### Today's Readings

OT	Wis 12:13, 16-19
Psalms	86
NT	Rom 8: 26-27
Gospel	Matt 13: 24-43

### Today's Prayer

Jesus my Lord,  
I you adore,  
O help me love you  
more and more.  
**Amen.**

### Getting Started

Last week we heard about the Parable of the sower. Today we hear of some more parables told by Jesus. Discuss what a parable is and try to recall other parables of Jesus.

Why did Jesus talk to the people in parables?

He needed the people listening to him and remember, as the messages He was giving were very important to them, as they are to us today.

### Today's Teaching

#### Bible Reading – Matthew 13:24-43

In the Gospel reading there are three parables:

- The parable of the mustard seed,
- The parable of the yeast - the leavening of the bread
- The parable of the wheat and the weeds.

Today we are going to think about the parable of the wheat and the weeds.

One day a farmer sowed his field with wheat, but his enemy scattered seeds of weeds amongst the wheat. Once the seeds started to grow the farmer realised what the enemy had done, as the wheat and the weeds were growing together. The workers on the farm asked the farmer if he wanted them to pull up the weeds but the farmer said that they were to be left to grow together, until the harvest because in pulling up the weeds the workers may also pull up the wheat. When the field is harvested, then the wheat can be separated from weed. The wheat can then be stored and the weeds burnt.

The disciples asked Jesus to explain the parable. Jesus said that He was the man who had sown the seed. The devil was the one who had sown the weeds. Jesus said the wheat are those who listen to the word and follow me. The weeds are those who will not listen. The harvest time will be the end of the world when the good and the bad people will be separated. The good will see God's glory but the bad will not see God.

Like the wheat and the weeds the good and the bad people live together and God wants the influence of the good people to have the opportunity of changing the ways of the bad people. God

wants to give everyone the opportunity to do the right thing. We have examples of people in the New Testament of people who changed their way of life because they met Jesus. Matthew and Zacchaeus were tax collectors, and once they had met Jesus their lives were changed. We can choose the way we live our life on earth. We can choose to be like the wheat and live with God forever but we must make sure that we keep on the right path through life. We must not be tempted by the bad things such as being unkind selfish or dishonest as we would be like the weeds and never see God.

## Today's Activity

*You will need an activity sheet for each child, pencils, crayons or coloured pencils*

Discuss the appropriate colours.

Colour the wheat in 'good' colours and the weeds in 'bad' colours.

Using the acrostic write positive ways for the WHEAT and negative for the WEEDS

## Prayer and Worship

Say the prayer at the top of the session, or the Lord's Prayer, the collect for today or a prayer of your choice.

Suggested hymns:           He's got the whole world in his hand  
                                      Jesus, good above all other

## Bringing it All Together – Taking it to Others

Today we have been looking at the parable of the wheat and the weeds.

learning that we have the choice in the way we live, whether we follow the way taught by Jesus or to take no notice of His teaching and go our own way in life.

Share some of the acrostics that the children have created demonstrating positive ways to live with the word "Wheat" and negative ways to live with the word "weeds"

We must be like the wheat and live with God forever, or be like the weeds and never see God.



# THE PARABLE OF THE SOWER

**W E E D S**



**W H E A T**





# 17th Sunday in ordinary time - Choice A

## Aim

To understand that our faith in Jesus is the only treasure we really need.

### Today's Readings

<b>OT</b>	<b>1 Kgs 3:5, 7-12</b>
<b>Psalm</b>	<b>Ps 119</b>
<b>NT</b>	<b>Rom 8:28-30</b>
<b>Gospel</b>	<b>Matt 13:44-52</b>

### Today's Prayer

Lord Jesus  
Thank you for being my friend  
I know that I can always trust you  
Help me to be a good friend to others  
And to share the treasure that I find in you.  
**Amen.**

## Getting Started

*You will need different coloured small post-it notes and a large sheet of paper*

Give each child a few post-it notes. Ask them to think quietly on their own for just two minutes about what is the most valuable thing that they have – and to write ideas on the post-it notes. Encourage them to think not only of possessions but there may be other things that they have.

When the two minutes is up ask them to come forward and stick their ideas onto the large sheet of paper.

Pick up on a few ideas or add some of your own to augment it.

If someone has put mobile phone – ask why – it may be that it is the way in which they keep in touch with friends.

Hopefully ideas like “having a safe home” will have emerged – if not, then introduce some of these ideas.

Today we are going to hear how Jesus used some parables to explain what the Kingdom of heaven is like. Remember that parables are used by Jesus to take ordinary things to explain things about faith, to help us to understand them.

## Today's Teaching

### Matthew 13:44-50

There are actually three parables today.

1. Read verse 44. This says that the Kingdom of Heaven is like a treasure, which is hidden, but then found. The person who finds it does not want to lose it again. He wants to be sure that he has the treasure and can keep it – and so he buys the whole field
2. Read verses 45 and 46. This is about a merchant – someone who earns their living by buying and selling things. He knows when something is of great value – in this case it is a precious pearl – and he wants to own this very special thing.

Both of these parables are about finding faith, and the value of belief in Jesus together with the knowledge that he loves us and died for our sins. When people learn of these important truths then they do not want to lose them – their faith and the love of Jesus becomes the most important thing in their lives.

3. Read verses 47 to 50. This is about who will be able to enter the kingdom of heaven. Jesus talks about fishing because it was a very familiar everyday activity in the towns and villages where he preached. A 'dragnet' is a very large net that will gather in good fish and bad fish alike. The message is clear – that only the 'good ones' will go into the kingdom.

Discuss what this means. It doesn't mean anything about being physically healthy, it is about believing in Jesus and following his commandments and living by his teaching and guidance.

## Today's Activity

*You will need an activity sheet for each child – copied onto thin card if possible, crayons scissors, glue-sticks. Sparkly things like glitter – sequins or confetti shapes can also be used.*

Today we are going to make a prayer cube to help us to remember to pray every day. Praying to Jesus every day is an important part of our faith and it brings us closer to him and to the kingdom.

Three of the sides of the cube have pictures to colour –one each for the three parables we have looked at today. The other three sides are for the children to add their own prayers – which can be drawings or writing, they can be thank you prayers – or there may be someone who is poorly or in difficulty that they want to pray for. You could use one side for the word "Amen"

When the children have made their cube they should cut it out and stick it into the cube shape. They can then decorate it with sparkly things – to make it special – for them to take home and use during the week.

- ✧ Older children may wish to write more detailed prayers on separate paper. In which case, they could use the sides of the cube for prompts – such as "saying sorry prayers" "saying thank you prayers" and "prayers for others".

## Prayer and Worship

Sit together quietly and ask the children to place the prayer cubes on the table in front of them.

Pray the prayer at the top of the page.

Let the children say some of their own prayers if they wish from their cubes

Conclude by saying the Lord's Prayer together.

Suggested Hymns: Love is his word, love is his way  
Be Still for the presence of the Lord


## Bringing it All Together – Taking it to Others

Explain that we have been looking at three short parables that Jesus told to try to explain about the Kingdom of God. If you have three confident children they could each explain one of the parables.

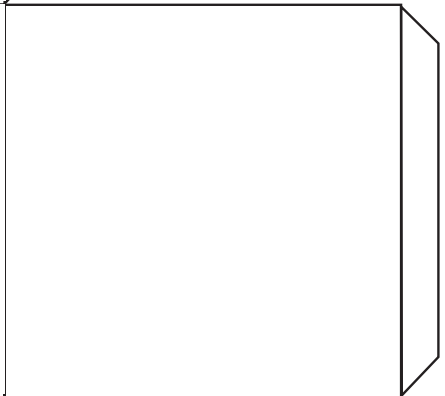

Explain that we have made prayer cubes to help us to remember to pray each day during the week. Show the cubes. Some of the children may like to share the prayers they have written on their cubes.

# making a prayer cube

**the kindgom  
of heaven  
is like  
discovered  
treasure**



**God loves us**



**the kingdom  
of heaven is  
like a very  
precious  
jewel**



**God hears us**



## 17th Sunday in ordinary time - Choice B

### Aim

To understand that God's Kingdom of Heaven is valuable.

#### Today's Readings

OT	1 Kings 3:5, 7-12
Psalm	119
NT	Romans 8:28-30
Gospel	Matthew 13:44-52

#### Today's Prayer

Father, I know my sins separate me from you. I am truly sorry. Please forgive me and help me to avoid sinning again. I believe Jesus Christ died for my sins. Please send Your Holy Spirit to help me obey You and do Your will for the rest of my life.

**Amen.**

### Getting Started

Discuss what treasure is and ask the children to draw items of treasure to put into a treasure chest. Which is the most valuable item in the chest? How do we look after valuable items? Where do we put them?

If you had 2 minutes to save something of value from your home, before it burnt down, what would you save? Let all the children have a turn to say what they would save and why. Do all the things you want to save have a monetary value? Does everyone say the same?

In the time of Jesus there were no banks. Property and valuables had to be portable, that is easily taken from one place to another. Valuables were hidden so that others could not find them. Often they were buried.

### Today's Teaching

#### Bible reading – Matthew 13:44-46

In today's reading, Matthew 13:44, The Kingdom of Heaven is compared to a hidden treasure in a field. How would you feel if you found buried treasure? Would you keep it a secret? Would you hide it again and go off happy or would you share your new found treasure with others?

In Matthew 13: 45-46 the Kingdom of Heaven is compared to fine pearls. When a merchant finds a pearl of great value he sells everything else he has to own the one of great value.

Jesus compared Heaven to these earthly treasures because he wanted the people to realise the value of the Kingdom of God. The Kingdom of God is so great that everything of value on earth is worthless in comparison.

People want to be happy during their life. But full happiness cannot be achieved on earth. Owning valuable things does not make us really happy. But access to The Kingdom of God allows Christians, after death, to live with God in happiness for eternity. Jesus Christ, the Son of God, revealed to people that sin and evil does not lead to The Kingdom of God. He showed people, through parables, that God is our true treasure. Physical possessions do not really matter. It is more important to be faithful to God. When we make mistakes or do wrong we are forgiven because God sent his only Son to save us. Jesus showed us how to live Godly lives. The road to The Kingdom of Heaven was made by the Jesus. He was the first to travel on it. The bible teaches us that those who follow Jesus can reach God's Kingdom. This is the best treasure a Christian could wish to have.



## Today's Activity

*For this Activity you will need: an activity sheet, coloured pencils, writing pencils.*

Ask the children to draw gems, gold and money inside the first treasure chest. In the second chest ask the children what Christians value to put in their treasure chest e.g. bible, worship, prayers, behaving in a Godly manner, peace, forgiveness, love, freedom, joy. Fill the second chest with the Christian treasure.

The children can colour the label "Heaven is the greatest treasure".

Discuss what the children think heaven is like. Refer to the Christian treasure chest. Ask the children to write a short description of Heaven in the box provided.

Discuss what the children might have to give up to reach Heaven. They can make a list in the box provided.

- ☺ Younger children can draw treasure in two chests. They can draw or stick and paste pictures of valuable gems in one and in the other items that Christians value.
- ✧ Older children can create their own treasure map to reach heaven.

## Prayer and Worship

Say the Lord's Prayer or the prayer at the start of the session

Say the prayer of St. Ignatius Loyola

Lord, teach me to be generous,

Teach me to serve you as you deserve;

To give and not to count the cost;

To fight and not to heed the wounds;

To toil and not to seek for rest;

To labour and not to ask for reward;

Save that of knowing that I do your will.

Amen

Suggested Hymns:                Seek ye first the kingdom of God  
    Blest are the pure in heart

## Bringing it All Together – Taking it to Others

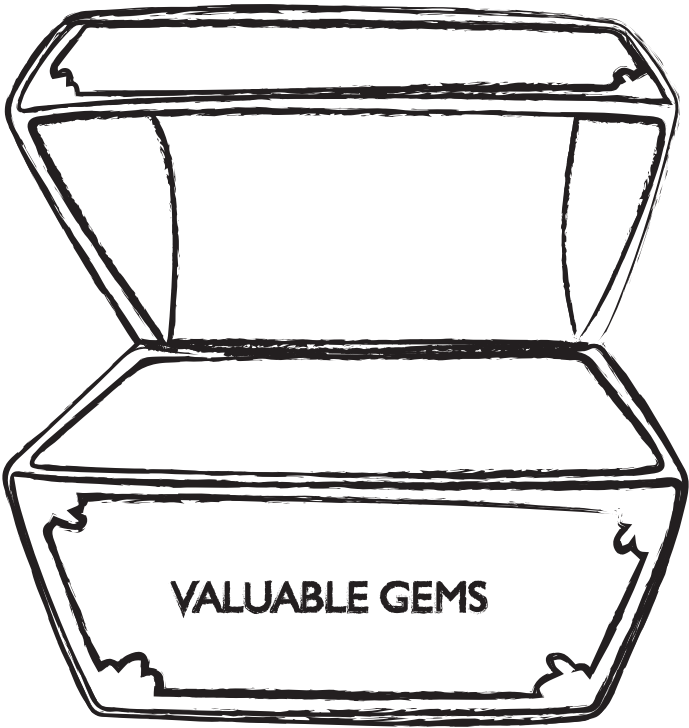
Tell the congregation that today we have been finding out that Heaven is the greatest Treasure. The children might wish to shout this statement out. Each child can say:

The Kingdom of Heaven is more precious than ..... ( add their own precious valuable)

The children can tell the congregation what they would give up to reach The Kingdom of Heaven.

Conclude with The best way to reach The Kingdom of Heaven is .....( add a valuable Christian treasure e.g. pray, worship God, Sing praises, read The Bible, behave in a Godly manner etc.)





HEAVEN IS THE  
GREATEST TREASURE

DESCRIPTION OF HEAVEN

WHAT I WOULD GIVE UP TO  
REACH THE KINGDOM OF HEAVEN



# 18th Sunday in ordinary time - Choice A

## Aim

To understand that The Lord will provide for us all.

### Today's Readings

OT	Isa 55:1-3
Psalm	Ps 145
NT	Rom 8:35, 37-39
Gospel	Matt 14:13-21

### Today's Prayer

Dear Lord,  
We thank you for giving us all that we need to sustain ourselves in our daily lives.  
**Amen.**

## Getting Started

*You will need: paper (or a paper plate) and crayons.*

Give each child a piece of paper or a paper plate and ask them to draw a plate with their favourite, most nourishing meal on it.

Ask each of them to explain why it is their favourite meal.

## Today's Teaching –

### Bible Reading – Matthew 14:13-21 – the feeding of the five thousand

☺ For younger children, you might have a picture book version of this story.

During or after the story you might share a small bread roll between the children. Do the children think that it is possible to share 5 loaves and 2 fishes between 5000 people?

This story is a miracle.

What is a miracle? When something that is seemingly impossible happens.

Jesus performed many miracles. Do you know any others? He healed the sick, he brought others back to life, and he turned water into wine.

In this story, Jesus shared the small amount of food around everyone.

Would you have shared your food if you were there?

When have you found it easy to share something with others? Why was it easy?

Can you think of something that you would find difficult to share? Why was it difficult?

Discuss the difference. Why are some things easier to share than others?

God shares with us. He gives the poor, the hungry and the needy the things that they most need. In this story he has given the hungry food to eat.

✧ Older children.

Jesus was upset, he had just heard the news of the death of John the Baptist, and wanted to be alone.

Why was Jesus so upset about John? John was his cousin and also he had baptised people before Jesus began his ministry as well as baptising Jesus in the River Jordan.

However Jesus was so well known by now that crowds came to be healed by him. Jesus felt compassion (concerned for their suffering) and cured them.

The disciples were hungry by now as it was late and they wanted to eat. They asked Jesus to send the crowds away. But Jesus told the disciples not to do this as he would feed them all. The disciples went around the crowd to find as much food as they could. However they only found 5 loaves and 2 fishes

How do you think the disciples felt about this?

Jesus was unconcerned. Looking to God, he blessed the loaves and fishes and then broke them. To the disciples surprise there was more than enough to feed everyone.

Each week at mass we share food from God. Bread and wine at the altar.

How does this sustain us?

It is spiritual food rather than physical food and it sustains us by giving us the strength to help us through the time ahead, knowing that God will be with us meeting our needs

## **Today's Activity**

*You will need an activity sheet for each child, pencils, and crayons.*

Today's activity is a colouring sheet showing Jesus blessing the 5 loaves and 2 fish.

## **Prayer and Worship**

Sit the children in a circle on the floor, or around a table; and light a candle.

Say The Lord's Prayer.

Before you start praying, explain that you are going to focus on the lines

"Give us this day our daily bread". That is the things that we need from God to sustain us throughout the day ahead, both physically and spiritually. When you say the prayer stop at the end of this line and allow a few moments silence for reflection, before continuing.

The collect for today or a prayer of your choice can be used to conclude

Suggested hymn – Let us break bread together on our knees.

I am the bread of life.

Let all mortal flesh keep silence.

## **Bringing it All Together – Taking it to Others**

Today we have been learning that God will provide for us all. The food we need to physically sustain our bodies, and the spiritual food we receive in the form of bread and wine at the altar which will strengthen us during before we come to mass again. The children could show their plates of food and their colouring.



Jesus feeding  
the five thousand





## 18th Sunday in ordinary time - Choice B

### Aim

To have an understanding that with faith in Jesus we will be fed both physically and spiritually.

### Today's Readings

OT	Isa 55:1-3
Psalm	145
NT	Rom 8:35,37-39
Gospel	Matt 14:13-21

### Today's Prayer

Lord God, I thank you for all your good gifts to me, and for all your love today. May your holy Name be praised.

**Amen.**

### Getting Started

Although not in our Gospel reading for today, the same Miracle of Jesus is recorded in St John's Gospel and it is said that that a small boy had five loaves and two fishes. He was prepared to share what he had with others.

Talk about what you might have done in the same situation. Would you have been prepared to share with others who had nothing?

What and how can we share what we have so generously been given?

Are some things easier to share than others?

The reading today tells us of another miracle done by Jesus.

### Today's Teaching

#### Bible Reading – Matthew 14:13-21

At the beginning of today's reading Jesus hears of the death of his cousin, John the Baptist. He decided that he and his disciples needed to be alone, so they went by boat to a place where they could be by themselves. The people heard where they had gone so they set off on foot to find them. When Jesus saw the large crowd he stepped ashore and taking pity on them, healed the sick.

As it grew late in the day the disciples asked Jesus to send the people away to find some food for themselves. Jesus said that they did not need to leave that we can share what there is. The disciples said that there was only five loaves and two fish. Jesus asked for the loaves and fish to be brought to him. He asked the people to sit down on the grass. He took the five loaves and two fish. Jesus raised his eyes to heaven and said the blessing. Breaking the loaves he handed it to the disciples to share with the people. When they had all eaten as much as they wanted there were twelve baskets full, left over. There had been about five thousand people. They went away telling everyone about the miracle they had experienced.

How do you think the disciples felt as they gave out the loaves and the fish?

They had seen Jesus perform many miracles, but this did not stop them being amazed by the power of Jesus as he again proved to them that he truly was the Son of God.

Each day and each week we share food from God, at the Mass. Can you think what this is?

The bread and the wine. This is our spiritual food, rather than our physical food. It gives us the strength to help us through the coming day or week, knowing God is with us at all times. He gives us the bread of everlasting life.

## Today's Activity

*You will need an activity sheet for each child, plain paper, pencils and coloured pencils.*

- ✧ Older children could write a record of the miracle. They could write it as though they were the boy who gave the loaves and fishes, as one of the disciples or one of the crowd who had come to listen to Jesus.
- ☺ Younger children can complete the worksheet by either writing or drawing the rest of the miracle and colour the illustrations.

## Prayer and Worship

The prayer at the beginning of the lesson, the collect for the day, or a prayer of your choice.

Suggested hymns: Let us break bread together on our knees  
Praise him, praise him

## Bringing it All Together – Taking it to Others

We talked about how Jesus wanted to be alone, after he had heard about the death of his cousin, John the Baptist. The people heard where he was so they followed to listen to him, about five thousand.

It was the end of the day and the disciples would have sent them away but Jesus, through a miracle, was able to feed them all with five loaves and two fish, with twelve baskets remaining.

We then talked about our spiritual food which sustains us at every Mass.

The older children could read out their record of the event, and the younger children can share their pictures.



# The miracle of the loaves and fish.





## 19th Sunday in ordinary time - Choice A

### Aim

To know that Jesus brings peace and calm to our lives.

#### Today's Readings

<b>OT</b>	<b>1 Kgs 19:9, 11-13</b>
<b>Psalm</b>	<b>Ps 85</b>
<b>NT</b>	<b>Rom 9:1-5</b>
<b>Gospel</b>	<b>Matt 14:22-33</b>

#### Today's Prayer

OT	1 Kgs 19:9, 11-13
Psalm	Ps 85
NT	Rom 9:1-5
Gospel	Matt 14:22-33
<b>Amen.</b>	

### Getting Started

Play a piece of peaceful music to the children (Beethoven's Pastoral Symphony or The Girl with the Flaxen Hair by Claude Debussy). Ask them how they feel when they hear the music. Share their ideas. Tell them that music is linked to our emotions and can influence the way we feel, it can calm and relax us

Ask the children what makes them calm and peaceful and if they have a special place they can relax.

### Today's Teaching

#### Read Matthew 14:22-33

Jesus wanted to be alone so he went up into the hills after preaching to the crowds. He sent the disciples away in a boat and walked up the hill to pray, to have a quiet time to reflect after a tiring day. He probably admired the view and the awe and wonder of creation must have been uplifting after a hard day. All he wanted was time to reflect and meditate in peace. But finding peaceful moments can be very difficult to maintain when others rely upon you or make demands.

Jesus was enjoying his time of peace when he became aware of the disciples in the boat, out on the lake. The boat was battling with a heavy sea and a strong headwind. Perhaps the disciples felt neglected and frightened. Jesus made his way down the hill and walked towards the boat when he realised they needed him.

It was dark when the disciples saw a ghostly figure walking towards them on the lake. How do you think they felt? Jesus called out to let them know it was him and told them to have courage. Peter, wanting to make sure it was Jesus said "If it is you, tell me to come across the water."

He then got out of the boat and started to walk across the water but when he realised what he was doing he became frightened and began to sink. "Lord save me!" he said.

The storm had created a feeling of anxiety in the minds of the disciples and they were afraid of drowning. Jesus calmly put out his hand to Peter and held him then guided him back to the boat. "Why did you doubt me?" Jesus asked.

As they got into the boat the wind dropped.

## Today's Activity

*For this Activity you will need: an activity sheet for each child and some coloured pencils.*

Ask the children to complete the phrase peace is .....

Encourage each child to express peace in their own way and think about what it means to them

Colour the boat with the disciples in. Discuss how the disciples felt

Complete the word search.

Colour the phrase Be still .... And discuss where people find God, particularly in church.

- ☺ Colour the picture of the boat. Think about how the disciples felt during the storm. What frightens you? Draw a picture to show what frightens you and write the phrase Give me peace in my heart I pray. Sing Give me oil in my lamp
- ✧ Write a report about Jesus calming the waves and providing a peaceful haven for the disciples in the boat. Write a dramatic Headline e.g. "Jesus saves drowning disciple".

## Prayer and Worship

Songs:      Peace perfect peace  
                Peace is flowing like a river  
                Shalom, shalom may peace be with you  
                Be still for the presence of the Lord

Prayer: Say the Lord's Prayer, or the prayer above.

## Bringing it All Together – Taking it to Others

Tell the congregation that we have been thinking about peace today. Explain what peace means to you. In the story today the disciples were unsettled, on their boat, during a storm. They did not experience peace, they were afraid and worried until Jesus calmed the storm.


Jesus is our peaceful haven, in him we find stillness and quiet, a place away from the worries of the world. He wants us all to have peaceful moments, a daily time when we can be close to him and feel quiet and still. If the older children have written a dramatic report then this could be shared, and the children could share some of their reflections on what peace is.

# Peace

Peace is...

Peace is...

Peace is...



Be still, for  
the presence  
of the Lord  
The Holy One  
is here

s	m	k	l	o	j	v
c	i	a	h	e	l	p
a	d	o	u	b	t	b
r	n	h	r	q	x	k
e	e	m	e	v	a	s
d	d	i	a	r	f	a

How did the disciples feel in the boat?  
Find 5 words to describe how they felt or  
what they might have been thinking.



## 19th Sunday in ordinary time - Choice B

### Aim

To know it is important to trust in Jesus Christ.

### Today's Readings

<b>OT</b>	<b>1 Kings 19: 9, 11-13</b>
<b>Psalm</b>	<b>85</b>
<b>NT</b>	<b>Rom 9:1-5</b>
<b>Gospel</b>	<b>Matt 14:22-33</b>

### Today's Prayer

Dear Lord, when we get scared help us to remember you are with us. When we see others who are scared help us to notice them and reach out to them so that we can help them just as Jesus helped Peter.

**Amen**

### Getting Started

What does it mean to trust someone? Discuss a time when you trusted someone. What does it feel like to trust someone? Set up a short obstacle course in the room with chairs, tables etc. Ask the children to work in pairs. Blindfold one child from each pair. Their partner guides them round the obstacles using their voice only with commands – forwards, stop, left, right, turn. Swop roles so that each partner guides and is blind folded. Discuss what difficulties there were and how it made the blind folded children feel.

### Today's Teaching

#### Bible Reading - Matthew 14:22-33

Read this Gospel reading to the children

Jesus had been travelling about Galilee, performing miracles and healing people. After feeding the five thousand with five loaves and two fish, Jesus sent his disciples across The Sea of Galilee in their fishing boat. He wanted some time alone to pray. This sea is a very large lake that sometimes experiences strong storms. On this occasion there was a storm and the disciples battled with heavy seas and strong winds. Jesus walked towards the boat across the sea. When the disciples saw Jesus walking on the water they were terrified. Ask the children why the disciples were so frightened. Get the children to call out a response, something a disciple may have said, when seeing Jesus walk on the water.

Peter said. "Lord, if it is you, tell me to come to you across the water."

"Come," said Jesus.

Without thinking Peter got out of the boat and walked towards Jesus.

Have you ever done something without thinking about what you are doing? Sometimes we do things then realise the thing we are doing is so huge, so difficult, we get scared and want to give up or turn around and go back.

Peter realised he was walking on water, an impossible task. He was frightened and began to sink. "Lord save me!" he cried. Jesus put out his hand and held him. "Why did you doubt?" Jesus asked. The wind dropped. All those in the boat bowed down before Jesus. They realised that Jesus truly was The Son of God.

Sometimes we get scared. If we trust in Jesus he will be there to help us, to save us. He will be there to help us through difficult situations and calm us. If we see others scared we should make an effort to help them and support them through their difficulties, just as Jesus helped Peter.

## Today's Activity

Before the lesson make a bowl of jelly or have a pre made jelly pots for the children. If possible make blue or green jelly to represent the water. Put figures and a boat on the jelly. These may be Lego characters or small world figures.

For this activity you will need: an activity sheet either printed or stuck onto card, two lolly sticks or straws for each child, scissors, glue, colouring pencils, sellotape.

Colour the figures of Jesus and Peter and cut them out. Glue each figure to the end of a lolly stick or a straw. Colour the sea and ask an adult to make a slit for the figures to go through the waves. Colour the boat and stick it to the left of the waves. Add the figures to the scene. Retell the story to a friend.

☺ Younger children can draw around their feet and colour them and cut them out. Use a paper plate to create water and waves. Cut out the feet and stick onto the plate.

✨ Older children can write a newspaper article with the Headline: Local Fisherman walks on water!

## Prayer and Worship

Say the prayer at the top of the session or the Lord's prayer

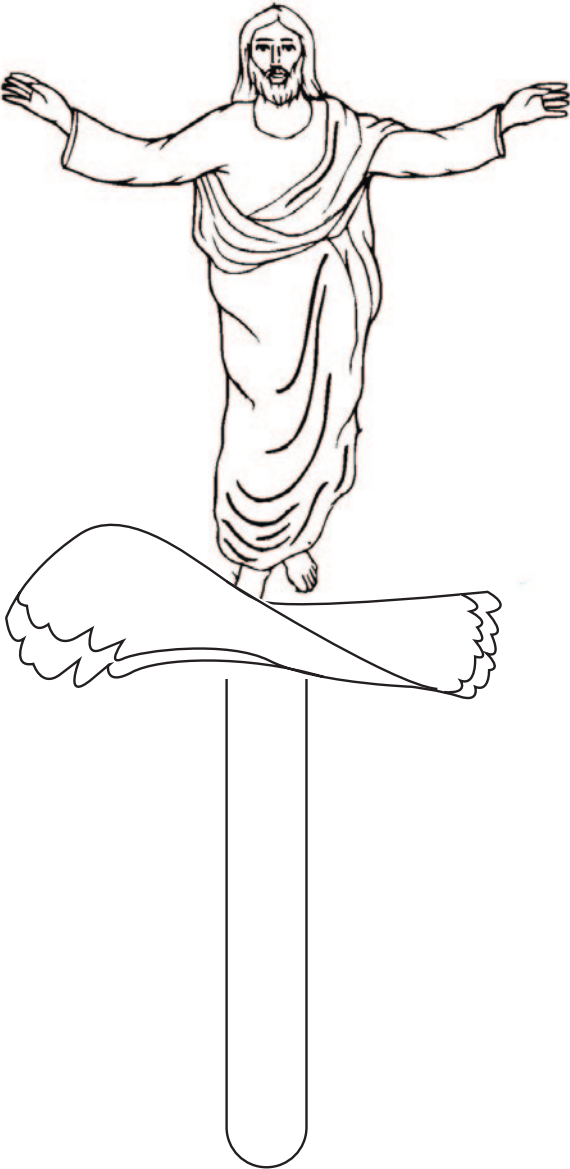
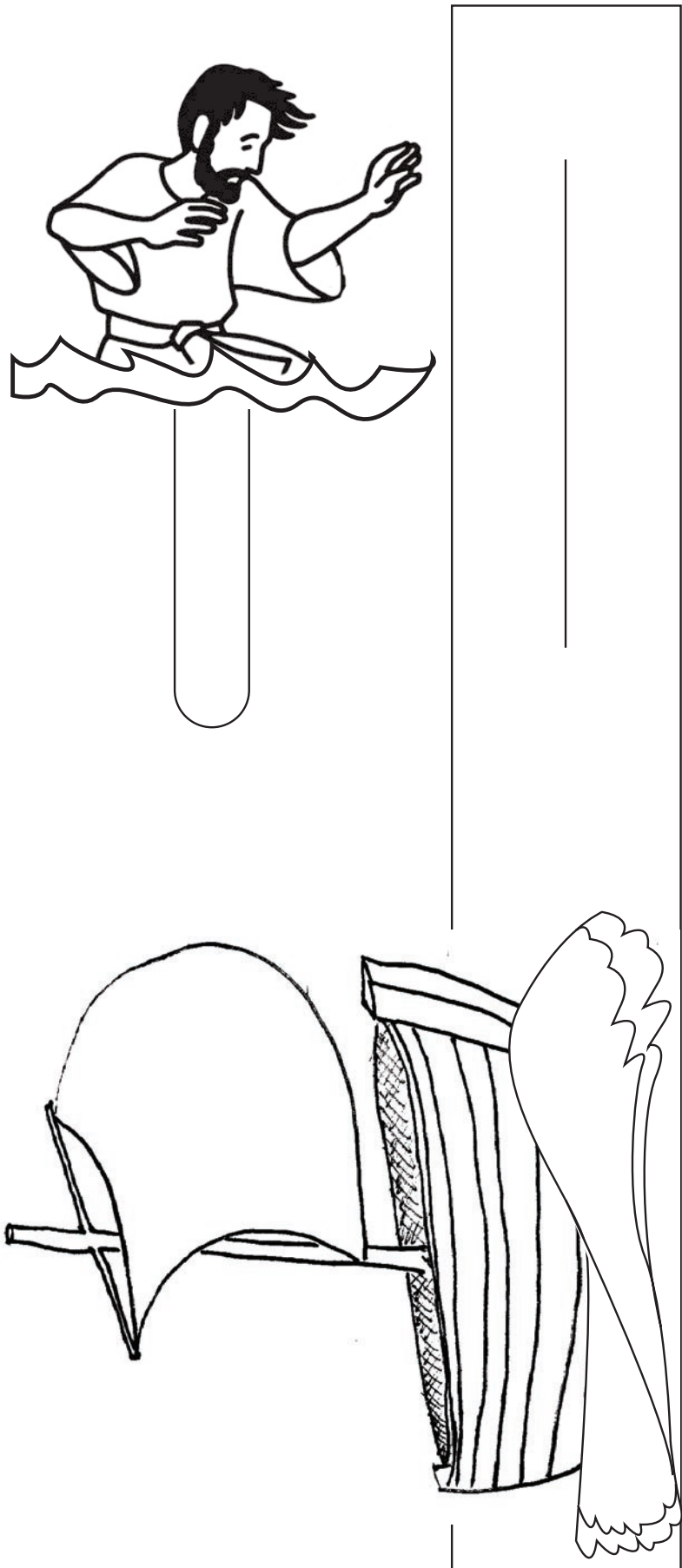
Suggested hymns:           Lead us heavenly father lead us  
                                      Guide me o thou great redeemer

## Bringing it All Together – Taking it to Others

The children can retell the story to the congregation using their scene and puppets. They can say aloud together:

Trust in Jesus he will be there to help us and to save us.







# The Feast of the Assumption - Choice A

## Aim

To have an understanding of the importance of Mary and her Assumption into heaven.

### Today's Readings

OT Rev: 11:19a & 12:1 & 3-6a & 10a&b  
Psalm 45  
NT 1 Cor 15:20-27a  
Gospel Luke 1:39-56

### Today's Prayer: Nunc Dimittis

Hail Mary, full of grace, the Lord is with thee; blessed art thou among women, and blessed is the fruit of thy womb, Jesus. Holy Mary, Mother of God, pray for us sinners, now and at the hour of our death.

**Amen**

## Getting Started

*You will need a picture or statue of Our Lady.*

Talk about our own mothers, being sensitive to individual family situations. What they do for us, how they care for us.

Today we are thinking of the mother of Jesus, who is our mother too. Discuss the different names we have for her, Mary, Our Lady, Queen of Heaven.

Have you a picture or a statue of Mary in church?

Why is she so special?

Today we remember The Assumption of the Blessed Virgin Mary. Because she was so special she was taken up into heaven to be with Jesus.

Talk about the fact that she was chosen by God for this very special task. She was always there for Jesus and for the disciples, when they needed her. She is always there for us. We can ask Mary to pray for us to her Son, Jesus.

## Today's Teaching

### Bible Reading – Luke 1:39-56

Today's reading is about what we know as 'The Visitation.'

After the Angel Gabriel had appeared to Mary, and she had agreed and said 'yes' to God's plan, Mary set off to visit her cousin, Elizabeth. Although Elizabeth was to be the mother of John the Baptist, the one chosen to prepare for the coming of Jesus, she realised how special Mary's baby was going to be.

When Elizabeth heard the arrival of Mary the baby inside her jumped with joy and Elizabeth was filled with the Holy Spirit. She said, 'Why should I be honoured with a visit from the mother of my Lord?'

Mary replied with what we know as The Magnificat. It begins with, 'My soul proclaims the greatness of the Lord and my spirit exults in God my saviour.' This is said or sung at every Evensong.

Mary was ready to do whatever God asked her to do and to live a life of goodness and love. Can you remember any occasions when Mary is mentioned in the Gospels?

There are some 'happy' recordings, such as the birth of Jesus, the wedding at Cana and the Resurrection of Jesus.

There were also some very difficult times for Mary, when Jesus was Presented in the Temple, Simeon said to her, 'and a sword shall pierce your own soul too.' We hear about Jesus when he stayed in the Temple whilst Mary and Joseph had started their journey home and also when Mary watched Jesus being crucified on the cross.

Mary is very important to each one of us and to the Church. She was with Jesus when he was growing up and through his earthly ministry, and with his disciples after the Ascension, so she is with us and we can pray to Jesus, through Mary.

We regularly use the prayer, 'Hail Mary' as part of The Angelus and The Rosary.

## Today's Activity

You will need an activity sheet for each child , plain card, pencils, copies of the prayer, 'Hail Mary' and a picture or statue of 'Our Lady.'

✧ Older children can make a prayer card, using the words of The Hail Mary.

☺ Younger children under the heading Hail Mary can draw a picture of Mary and decorate with flowers..

## Prayer and Worship

Say the prayer at the top of the session, the Lord's Prayer the collect for today or a prayer of your choice.

Suggested hymns:	Sing we of the Blessed mother
	Holy Virgin, by God's decree
	Tell out my Soul, the greatness of the Lord

## Bringing it All Together – Taking it to Others

Today we have been talking about how special Mary was in the earthly life of Jesus. How she continues to be very important to us, as we are able to pray to Jesus through Mary.

We celebrate her entry into heaven on the throne at Jesus right hand.





# The Feast of the Assumption - Choice B

## Aim

To understand Mary's belief and trust in God's purpose for her and to explore how we can develop our faith in God.

### Today's Readings

OT	Rev 11:19, 12:1, 3-6, 10
Psalm	45
NT	1 Cor 15:20-27
Gospel	Luke 1:39-56

### Today's Prayer

Lord, Mary believed and trusted in you and accepted the purpose you had for her. Help me to believe and trust in you. Give me the strength to recognise and accept your purpose for me.

**Amen.**

## Getting Started

Have you ever witnessed a baptism?

Before the baptism the congregation present affirm their faith aloud. The priest asks those present:

Do you believe and trust in God the Father, source of all being and life, the one for whom we exist?

Everyone replies: I believe and trust in Him.

Do you believe and trust in God the Son, who took our human nature, died and rose again?

Everyone replies: I believe and trust in Him.

Do you believe and trust in the Holy Spirit, who gives life to the people of God and makes Christ known in the world?

Everyone replies: I believe and trust in Him.

The priest says: This is the faith of the church.

Everyone replies: This is our faith. We believe and trust in one God, Father, Son and Holy Spirit.

N.B. – Not all churches use the exact wording above but it will be very similar.

## Today's Teaching

### Read Luke 1: 39-56

Mary believed and trusted God. She was probably very surprised that God had chosen her to be the mother of His Son. But she had faith in God and accepted His decision.

However, those in the village where she lived, would not have accepted Mary being an unmarried mother so easily. They may have made her life uncomfortable.

The angel Gabriel sent Mary to Elizabeth, for comfort and support and to confirm that she was indeed carrying The Son of God. Elizabeth believed and trusted God; it was God who sent an angel to her to tell her she would be a mother, even though she was quite old. Elizabeth, and her husband Zachariah, had a wealth of scriptural knowledge and were faithful to God throughout their lives. Elizabeth's child would become John the Baptist.

When Mary and Elizabeth greeted each other the baby in Elizabeth leaped with joy and Elizabeth was filled with The Holy Spirit. Elizabeth recognised that Mary was carrying God's Son. Mary and Elizabeth, who were relatives, shared a common bond; God saw them and was pleased with them. He had a special purpose for them. How comforting this visit was for Mary. Elizabeth was there to

restore her faith and reassure her.

Think of someone in your church who mentors you and builds your faith up.

We all need someone to help build our faith and guide us when we need reassurance.

- ☺ Draw a picture of Mary and Elizabeth together. Write a sentence under your picture to show what either Mary or Elizabeth said.
- ✧ In the Magnificat Mary proclaims the greatness of The Lord. Create a poster to proclaim the greatness of God in your life. Refer back to The Magnificat for guidance.

## Today's Activity

- *For this Activity you will need: an activity sheet, colouring pens or pencils and a writing tool.*
- *Colour the picture of Mary*
- *Make a list of things you can do to build your own faith e.g. pray, sing hymns of praise, listen to Bible readings.*
- *List anyone you can go to help you develop your faith.*
- *God can call us at any time during our lives to serve Him. How could you serve God in the community, in church, at home and in school.*
- *On the back of the sheet write a prayer thanking God for Mother Mary.*

## Prayer and Worship

Light a candle and seat the children on the floor.

Say today's prayer, the collect for today, the Lord's prayer, or a prayer of your own.

Suggested Hymns: Mary's Song, a version of the Magnificat set to the tune for Amazing grace.  
Mary Dearest Mother  
Daily Daily sing to Mary

## Bringing it All Together – Taking it to Others

Today we have been thinking about Mother Mary's faith and trust in God. We have considered how our faith can be supported just as Mary was supported by God, Elizabeth and The Holy Spirit.

The children can share how their faith can develop and explain who can help them.

Mary served God. She believed and trusted Him and his purpose for her, to be the mother of His Son. I can serve God by..... Here the children can take it in turns to say how they can serve God.



FEAST OF THE ASSUMPTION



How to Build Faith

People who can help me build my faith in God:

How I can serve God:



## 20th Sunday in ordinary time - Choice A

### Aim

To understand that the Canaanite woman had great faith and we can develop our faith.

#### Today's Readings

OT	Isa 56:1, 6-7
Psalm	67
NT	Rom 11:13-15, 29-32
Gospel	Matt 15:21-28

#### Today's Prayer: Nunc Dimittis

Father, although I have not seen you I believe and trust in you God the Father, Son and Holy Spirit. Help me to believe in you more each day so that my faith is strengthened.

**Amen**

### Getting Started

Game: Anxious Give each child a small amount of homemade playdough. Some of the following things make us anxious and worry us. Decide how much worry the following cause you. If they cause you to be very anxious squeeze hard but if they cause you little worry don't squeeze the dough very much.

- People arguing
- A test or exam at school
- Moving home
- Being ill
- A pet dying
- Too much to do
- Breaking something belonging to someone else
- Being over tired

Do some things make you more anxious than others?

### Today's Teaching

#### Matthew 15: 21-28

In today's reading an anxious Canaanite woman approaches Jesus. She started shouting at him, "Son of David take pity on me."

Discuss why the woman shouted at Jesus. What was she anxious about?

Think of a time your parents or carers were worried about you. In talk partners tell each other about that time.

On a scale of 0-10 where 0 is not at all worried and 10 is extremely worried place that incident.

Jesus appeared to ignore the woman. He did not reply to her shouts. But she didn't give up. The woman came up to Jesus and knelt at his feet. "Lord, help me," she said.

Jesus let her know it would not be fair to help her since she was a Canaanite. She was not Jewish. But the woman had great faith. Tell your talk partner how we know she had great faith.

Jesus helped her because she had great faith.

How great is our faith in Jesus? Discuss this as a group. How do we show faith in Jesus?

We can show faith by keeping a bible nearby, making time for prayer regularly, joining a prayer group, pray with a friend, practice your faith at school, pray before meals.

We need to confidently trust Jesus. We need to believe in Him even though we have not seen Him.

We need to believe in God and the teachings of Jesus.

## Today's Activity

- For this Activity you will need: an activity sheet, coloured pencils or pens and a writing tool.
  - In the box write a sentence to explain what you believe about God and Jesus.
  - How do you show faith by deeds? Discuss the meaning of deeds first to ensure everyone understands. Either draw or write in the box.
  - Make time for prayer – explain how and when you will do this.
  - In the box explain how your faith will be reflected in your behaviour at school.
  - Write a prayer that you can say before eating a meal. Try and say this prayer at least three times during the coming week.
- ☺ Draw a picture of the Canaanite woman pleading with Jesus. Write a sentence to explain why she was. So worried.
- ✧ Look at the Creed to understand what Christians believe and create a sheet putting each element of faith into your own words.

## Prayer and Worship

Prayer:

Light a candle and quieten the children to stillness.

Say the prayer above, The Apostles' Creed, the collect for today, the Lord's prayer or one of your choice.

Suggested Hymns : My God is so big  
Jesus loves me this I know  
What a friend we have in Jesus

## Bringing it All Together – Taking it to Others

Today we have been thinking about the faith of the Canaanite woman. She had great faith in Jesus and her faith was rewarded. Jesus healed her daughter.

We have been thinking about our faith and what we believe. Here the children can share what they believe.

We can show our faith by..... Here the children can tell the congregation how they can show their faith.

One thing I can do to strengthen my faith is ..... here the children can share what they can do.

# FAITH

I believe...

Showing Faith by deeds

Making time for prayer

Practice faith in school – How you behave with others

Write a prayer you can say before meals thanking God for what you will eat.



## 20th Sunday in ordinary time - Choice B

### Aim

To know that Jesus welcomes everyone, whoever they are, who come to him by faith.

### Today's Readings

OT	Isa 56:1, 6-7
Psalm	67
NT	Rom 11:13-15, 29-32
Gospel	Matt 15:21-28

### Today's Prayer

Dear God, thank you that your love and grace are available for everyone. Thank you for your compassion and healing words. Help me to grow in faith each day.

**Amen.**

### Getting Started

#### Play walk of Faith

For this activity you will need either 12 paper plates, paper cups or empty tins.

Spread them out in an area 12mx12m. Pick 2 children. Blind fold one. Set the 12mx12m up like a mine field with the objects. Ask the non-blindfolded child to guide the blindfolded child across the minefield, from one end to the other, using only their voice. This should be done without the blindfolded child stepping on or touching the mines. After all the children have had a go discuss how the blindfolded people need Faith in their partner to get through the minefield.

### Today's Teaching

#### Bible Reading - Matthew 15:21-28

In today's gospel reading a Canaanite woman cries out to Jesus for help.

Jesus withdrew to Tyre so that his disciples might be allowed to rest. But news of Jesus reached a Canaanite woman who immediately stopped what she was doing and went in search of him. Finding the house in which Jesus was staying she stopped and cried out,

"Son of David take pity on me. My daughter is tormented by a devil."

Jesus did not respond. Neither did he speak to his disciples about the woman calling him.

The woman cried out again. "Lord help me!"

The disciples, hearing the woman, came to Jesus and asked him to do as she asked so they could send her away.

Jesus then said to her "I was sent only to the lost sheep of The House of Israel". In other words he was saying that publicly he was only sent for the Jews. As the Canaanite woman was a pagan and a descendent of ancient enemies of the people of Israel, she had no right to ask The Son of God for help.

Jesus said "It is not fair to take the children's food and throw it to the house dogs." In other words Jesus was stating that it would be unfair if he helped her. The woman, showing great Faith in Jesus and The God of Moses said, "Ah yes sir; but even the house dogs can eat the scraps that fall from their master's table."

By saying this she was really saying "I know that I am no more than a house dog but I will accept

any scraps you care to throw me because I have faith in you Son of God.”

What an unbelievable statement of faith. The Canaanite woman knew there was little hope of Jesus helping her. But she was desperate. Her beloved daughter was tormented by a devil and needed saving. So she fought back her fear to express her faith in the face of Jesus.

Jesus was so delighted with her answer that he happily granted her request. He was moved by her great faith. He complimented her and told her that the demon had already left her daughter.

The Canaanite woman left, without Jesus returning with her, trusting Jesus, with her powerful faith, and found her daughter cured.

## Today's Activity

*For this activity you will need: an activity sheet for each child copied onto card coloured pencils or felt pens, card and scissors.*

Colour the things you believe in. Which things have you never seen but believe in? Tell someone in your group why you believe in this. Colour the words on the door hanger. Add pictures of things in God's world e.g. flowers, birds, people.

Ask the children what Faith can do. If you have faith how do you act? With Faith you can achieve.

What can you achieve with Faith? Discuss these points as a group. Ask the children what the Canaanite woman achieved.

- ☺ You may wish to plant some seeds with the younger children in pots. Draw the pots and say:  
Faith is like a little seed; if planted it will grow.
- ☼ Older children may wish to create a poster or banner to show what helps your faith grow. Include being separated from sin, the word of God, dedicated through baptism and communion to the Son of God and activated by the Holy Spirit.

## Prayer and Worship

Say the prayer at the start of the session or The Lord's Prayer and add the following prayer

Lord, we believe in you through Faith.  
We trust your plan and ask you to help us walk in Faith  
and lead others to Christ. Amen


Suggested Hymns:            Love Divine  
                                      How Great Thou Art,  
                                      By Faith

## Bringing it All Together – Taking it to Others




The younger children can show their potted seeds and say “Faith is like a little seed; if planted it will grow”.

Older children can talk about what Faith can do and explain what Faith did for the Canaanite woman by retelling part of the gospel reading. Any banners or posters can be shown and explained.





I BELIEVE  
AND TRUST  
IN GOD.



**Colour the things you believe in.**  
Which things have you never seen but believe in?  
Tell someone in your group why you believe in this.



## 21st Sunday in ordinary time - Choice A

### Aim

To understand the importance of Peter's profession of faith.

### Today's Readings

OT	Isa 22:19-23
Psalm	Ps 138:1-3, 6+8
NT	Rom 11:33-36
Gospel	Matt 16:13-20

### Today's Prayer

Lord Jesus

We thank you for the church, and for its leaders – for all bishops priests and deacons. Thank you for teaching us to have faith and trust in you.

**Amen.**

### Getting Started

*For this activity you will need a large sheet of paper or a white board*

Ask the children if they know of any words or phrases that describe who Jesus is. Gather ideas and write them on the sheet. Ideas might include:

Messiah:	Lamb of God:	Prince of peace:	Redeemer:	Saviour:
Son of God:	Son of man:	Emanuel:	Christ	

Prompt the children if not many ideas are coming forward.

Today we are going to learn what was said when Jesus asked his disciples who they thought that he was.

### Today's Teaching

#### Matthew 16:13-20

This bible passage could be read by four children: a narrator, Jesus, the disciples and Peter, or you could read it yourself.

Jesus starts off by asking the disciples who other people think that he is. Many thought that he was a prophet such as Jeremiah – or maybe John the Baptist – or even Elijah. Then Jesus asks who they think he is. This is where the very important statement is made by Peter. Peter is the first person to recognise that Jesus is the Son of God. The statement is called his “profession of faith”. We are going to learn what he said as our key verse for today:

“You are the Christ, the son of the living God” Matt16:17

Because Peter knew this, Jesus made Peter “the rock” on which he would build his Church. Peter became the first Bishop of Rome and all successive Bishops have had Peter's authority handed down to them by being consecrated by a Bishop, who in turn was consecrated by a Bishop – leading all the way back through the generations to Peter.

Jesus goes on to say that he will give Peter the “keys to the kingdom of heaven”.and he gives him the authority to forgive sins on behalf of Jesus. This authority is handed down to all Bishops and Priests – they can hear “confessions” – people saying sorry for the bad things they have done - and grant “absolution” – the forgiveness of sins.

Forgiveness is one of the “keys” to the kingdom of heaven. Jesus died on the cross for our sins, once and for all, for everyone, so we know that forgiveness can be given if we truly seek it.

## **Today’s Activity**

*You will need an activity sheet for each child, crayons, scissors and glue sticks. You will also need a large sheet of paper to make a poster.*

At the top of the sheet are some anagrams to solve. Younger children may find it helpful to look at the list from the Getting Started exercise.

Below the anagrams section is the memory verse to colour and learn.

At the bottom of the page there is a key to cut out. Ask the children to write something on the key that they think will be needed in order to enter the kingdom of heaven. Words such as forgiveness, faith, being kind, love one another etc

The keys can then be coloured and stuck onto a poster.

✧ Older children may wish to look up the reading from Isaiah, and find out about someone in the old testament who was given a key, and which house the key was for.

## **Prayer and Worship**

Ask the children to sit quietly, and light a candle if you wish.

Pray for the priest, ministers and other leaders in your church

Say the prayer at the top of the page

Conclude with the Lord’s prayer

Suggested Hymns: The Church is one foundation  
Lead us heavenly Father lead us.

## **Bringing it All Together – Taking it to Others**

Explain that you thought about different names for Jesus. The children could list the ones that they had thought of.

Share the memory verse – which is Peter’s profession of faith.

The poster of keys can also be shown, and some of the words that are written on the keys could be read out. Explain that these keys are some of the keys for the kingdom of heaven.

# Who is Jesus?

unjumble these letters to find other names for Jesus

haseims:

--	--	--	--	--	--	--

abml fo ogd:

--	--	--	--	--	--	--	--	--	--	--

cnripe fo eepac:

--	--	--	--	--	--	--	--	--	--	--	--	--	--	--	--

dmeeeerr:

--	--	--	--	--	--	--	--	--

ovirus:

--	--	--	--	--	--	--

nso fo ogd:

--	--	--	--	--	--	--	--	--	--

ons fo nma:

--	--	--	--	--	--	--	--	--	--

lanmuee:

--	--	--	--	--	--	--

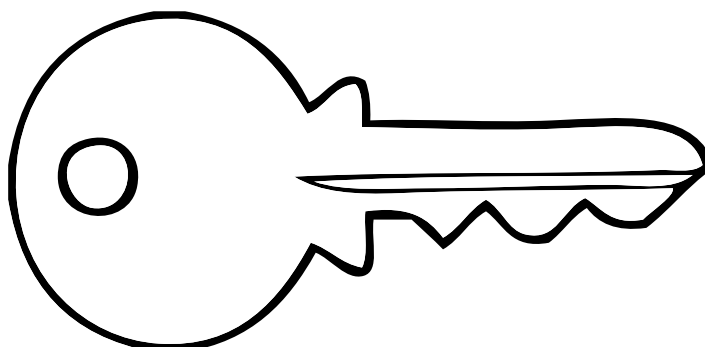
thsicr

--	--	--	--	--	--

## Who did Peter say Jesus was?

son living the are God the  
Christ, of You the

Matt16:17





## 21st Sunday in ordinary time - Choice B

### Aim

To have an understanding of how important it was for Peter to recognise Jesus as the Son of God.

### Today's Readings

OT	Isa 22:19-23
Psalm	Ps 138:1-3, 6&8
NT	Rom 11:33-36
Gospel	Matt 16:13-20

### Today's Prayer

God, you appointed your Son to be the eternal high priest to give you glory and to save the world.

May those you have chosen to be your priests stay ever faithful to their calling.

**Amen.**

### Getting Started

*For this activity you will need a sheet of paper and pen on which to make a list.*

Talk about the name of 'Jesus.' What do we mean when we use his name. We must be very careful not to use his name out of context.

Jesus was known by many other names. Can you think of any?

Some of the suggestions may be, Messiah, Christ, Son of God. Make a list of the suggestions.

In our reading we hear about Jesus asking his disciples who they thought he was.

### Today's Teaching

#### Bible Reading – Matthew 16:13-20

This passage in the Bible could be read by different people. When Jesus asked his closest friends he asked

Jesus:	Who do people say the Son of Man is?
Disciple 1;	'Some say John the Baptist.'
Disciple 2:	'Others say Elijah.'
Disciple 3	Others say Jeremiah or one of the prophets
Jesus:	'But who do you say that I am?'
Peter:	'You are Christ, the Son of the living God.'
Jesus:	'Peter you are a happy man! Because it was not flesh and blood that revealed this to you but my Father in heaven.'
	'You are Peter and on this rock I will build my Church.'

Jesus then said that he would give Peter the keys of the Kingdom of Heaven. Jesus then told his disciples that they were to tell no one that he was the Christ.

It was from this time onwards that Peter had the authority over the Church and this has been handed

down through our Bishops and Priests.

Who is our Bishop?

Who is our Priest?

Are there any other Bishops and Priests that we know within the Church.

Their authority comes from Jesus who gave the authority to Peter.

We know, like Peter, that Jesus is the Son of God as we are filled with the Holy Spirit.

We do not have to be a Bishop or Priest to tell other people about Jesus.. It is also by the way we live our lives and example that we can contribute to building up the Church.

## Today's Activity

*You will need a copy of the interaction under Today's Teaching, an activity sheet for each child , pencils and coloured pencils.*

- ☼ Older children may wish to re-enact the conversation in Today's Teaching. They can colour or copy Peter's quote. In or around the outline of the key write the different names of Jesus, as suggested at the beginning of this session. Complete the sentences at the bottom of the worksheet.
- ☺ Younger children can colour the quote of Peter to Jesus, colour the key and, with help, complete the sentences at the bottom of the worksheet.

## Prayer and Worship

Say the prayer at the top of the page, the collect of the day or a prayer of your choice, which could incorporate the names of your Bishop and Priest.

Suggested hymns: Lead us heavenly Father, lead us  
Let all the world in every corner sing,


## Bringing it All Together – Taking it to Others

We talked about the response Jesus had when asking his disciples who they thought he was. How Peter was given the keys to the kingdom of heaven.  
We need to do our part in building up the kingdom.

The children can read out peter's quote and the sentence. Younger children may wish to show their pictures.



Peter said, 'You are the Christ,  
the Son of the living God.'



Our Bishop is .....

Our Priest is .....

Our Church is .....



## 22nd Sunday in ordinary time - Choice A

### Aim

To understand that you do not need to be like the rest of the world, you can change your behaviour and discover the will of God.

### Today's Readings

OT	Jer 20:7-9
Psalm	Ps 63:2, 8-9
NT	Rom 12:1-2
Gospel	Matt 16:21-27

### Today's Prayer

Dear Lord  
Help us to be faithful to your word, always putting others first and ourselves second.  
**Amen**

### Getting Started

Set the children off either walking, hopping or jumping around the room. As you signal, such as clapping, they then change direction, make a ½ turn around and continue with a different mode of travel. Do this a number of times, and if you wish you could call out a change in the mode of travelling.

### Today's Teaching

**Bible Reading – Read Matt 16:24-27**

The 3 readings today are all linked. They explain what you need to do to be a true follower of Christ. In Matthew, which we have just read, Jesus tells us that we must give up everything and follow him. In Matt 4:18-21 it is explain how four fisherman Simon Peter, Andrew, James and John , just left the nets they were mending and followed Jesus as he called them.

If Jesus was in your area and asked you to follow him, would you do it immediately or would you say 'I just need to collect something from home'?

The four disciples left everything including their homes and families. This is a very difficult thing for us to do.

Can you imagine leaving all your toys, and things such as a special teddy bear behind? How would you feel? Would it be easy or difficult?

Jesus tells us that to follow him we must completely change our lives for the better. Ask the children for some ideas.

What could they do to change their lives and follow Christ? Think carefully about the qualities that God expects us to show, eg love kindness, humility, compassion etc. Some of these are difficult concepts to understand, and may need to be simplified.

✧ Older children.

Read Jeremiah 20:7-9 . Jeremiah is fed up with being a laughing stock, because he cannot keep God's word inside him, he has to tell everyone.

Have you ever felt so excited about something that you have got to tell everyone you know and see all about it? Has anyone ever been unkind to you because of something that you were very excited about?

Over centuries many people have given their lives to God despite being ridiculed, some even gave their lives and died because of their faith.

In the Acts of the Apostles, Stephen was stoned for being an apostle of Christ.

In Rome, many Christians were thrown to the lions. Even today people who preach the word of God are persecuted. Can the children think of anyone? You might have a story of one of these people who has been persecuted that you could read to the older children. Eg. Joan of Arc, Thomas Beckett, Thomas Cramner. Edith Stein, Dietrich Bonhoeffer, Oscar Romero and countless others.

What did each of them do that was so amazing ? They changed their lives and gave themselves to the service of God. We too must change our lives, and follow God. Discuss small, (or large) ways in which we could change our lives for the better.

## Today's Activity

*You will need an activity sheet for each child, pencils, and crayons. For older children, some long twigs, a pot and something to hold the twigs in place, small pieces of card and a ball of wrapping ribbon.*

Today's activity is a memory verse, for the children to colour

"If anyone wants to be a follower of mine, let him renounce himself and take up his cross and follow me".

✧ Older children, could make a prayer tree. This can be made with some long thin twigs and put in a pot to resemble a bare tree. The pot can be weighed down with stones, or filled with oasis plant arranging foam, and the twigs stuck in.

Prayers can be written on pieces of card and using ribbon from a ball that wraps presents can be hung on the tree. In church adults could be invited to add their own prayers to the tree. The prayers can focus on people who find it difficult to lead an openly Christian life because of the places they live in.

## Prayer and Worship

Sit the children in a circle on the floor, or around a table; and light a candle.

Say the prayer at the top of the session

The children can offer to God ways in which they could change their lives for the better.

The Lord's Prayer, the collect for today or a prayer of your choice can be used to conclude

Suggested hymn – Take up thy cross and follow me

Thank you o my father


Come and follow me if I but call your name.

## Bringing it All Together – Taking it to Others

Today we have been learning that we do not all have to be the same all our lives. We can change our lives and follow God. We have been thinking about how other people have changed their lives and also how we could change our lives for the better.

The younger children can recite their memory verse.

The older children can show their prayer tree, and invite the congregation to add their own prayers to it after the service. If they wish they can share their own prayers.



If anyone wants to be a follower of mine,  
let him renounce himself and take up  
his cross and follow me.



## 22nd Sunday in ordinary time - Choice B

### Aim

To have an understanding that with Jesus as our guide we are able to live our lives as he would

### Today's Readings

OT Jer 20:7-9  
Psalm Ps 63:2, 8-9  
NT Rom 12:1-2  
Gospel Matt 16:21-27

### Today's Prayer

Lord make me an instrument of your peace;  
where there is hatred let me sow love; where  
there is injury, pardon; where there is doubt,  
faith; where there is despair, hope; where there  
is darkness, light; where there is sadness, joy.  
**Amen.**

### Getting Started

Talk about things which are exciting to you. What makes you excited?

This could be the thought of an imminent birthday, holiday or visit to a relation or friend, any other suggestions?

If you are excited do you want to tell others about it or do you keep it to yourself?

Have you ever been told something exciting in confidence? This means that you cannot tell anyone else about it and it can be very hard to do, especially if you want to tell everyone.

### Today's Teaching

#### Bible Readings – Matt 16:21-27 and Jeremiah 20:7-9

At the end of last week's reading Jesus told his disciples that they were not to tell anyone that he was the Christ. They had to keep this knowledge to themselves. Jeremiah was unable to keep God's word to himself. He was so excited he had to tell everyone.

Once Jesus knew that the disciples understood, he then began to make it clear to them that he would be going to Jerusalem. That he would be made to suffer by those in authority, the elders, the chief priests and the scribes. Jesus told them that he would be put to death and would be raised up on the third day.

This was trying to prepare them for what was going to happen to him in Jerusalem and for seeing that, as we know today, Jesus would rise again from the dead, which we celebrate at Easter. Peter could not manage the thought that any harm was going to come to Jesus and he told him, 'This must not happen to you.' But Jesus knew that this was the devil speaking through Peter and said, 'Get behind me, Satan!' and explained that the way Peter was thinking was not God's way, it was what the disciples wanted.

Peter wanted to take the easy way out because he did not want Jesus to suffer and to die. Jesus knew the will of God, to give up his life so that God could save us all. At this difficult time he showed how much he loved us by following the will of God. Peter did not understand the will of God, but we

must trust the Father, just as Jesus did.

Jesus then spoke to his disciples and said that if they want to follow him they must give up everything. His disciples had left everything to follow Jesus, their homes, their families, their jobs. We are not asked to do that, although some people like monks and nuns are called by God to give up all their worldly goods and go and live in a community. Their life is often then devoted to prayer and work. Have you ever visited a monastery or convent?

Ever since Jesus was on this earth many people have given their lives and even died for their Faith in God. Some have become 'Saints.'

If we are to follow Jesus we must change our lives. How must we live if we are to follow Jesus? With the help of Jesus we can face up to any difficulties in our lives and can show God how much we love him by following the way he wants us to live. This can be demonstrated in the way we care for others, show love towards each other, our kindness towards others, our help to those in need etc.

## Today's Activity

*You will need an activity sheet and a sheet of card for each child, a copy of the prayer of St Francis of Assisi, as Today's Prayer, pencils and coloured pencils.*

- ☼ Older children can complete the missing words of the prayer of St Francis of Assisi and decorate as a Prayer Card.
- 😊 Younger children can have help with completing the Prayer or have a completed prayer for them to decorate.

## Prayer and Worship

Say together the Prayer of St. Francis of Assisi and the Lord's Prayer

Suggested hymns:           Take up thy cross the Saviour said  
                                  O Jesus I have promised

## Bringing it All Together – Taking it to Others

We thought about ways in which we can follow Jesus, how we need to change the way we live our lives.

We could say together the Prayer of St. Francis of Assisi.



words to complete the prayer -

instrument    hatred    love    injury    pardon  
doubt    faith    despair

Lord make me an ..... of your .....;  
where there is ..... let me sow .....;  
where there is .....;  
where there is .....;  
where there is .....;  
where there is .....;  
and where there is ....., .....

**S. Francis of Assisi**



## 23rd Sunday in ordinary time - Choice A

### Aim

To have an understanding of the need for Prayer and the importance of praying with others.

### Today's Readings

OT	Ezek 33:7-9
Psalm	Ps 95
NT	Rom 13:8-10
Gospel	Matt 18:15-20

### Today's Prayer

The grace of our Lord Jesus Christ, the Love of God and the fellowship of the Holy Spirit be with us all evermore.

**Amen.**

### Getting Started

*A large sheet of paper with the heading 'Friends'*

Talk about how important it is to have friends. They may be others we meet at school, at home, brothers, sisters, cousins etc. Why do we need friends? How are they special? Do we sometimes have some friends who are more special to us than others?

Record some of the ideas about those who make good friends.

### Today's Teaching

#### Bible Reading - Reference: Matthew 18:18-20

In today's reading Jesus says, 'For where two or three meet in my name, I shall be there with them.' How many of us are here today? Does this mean that Jesus is with us? We are here to listen to what God is telling us to pray and perhaps to sing, and we know that the Holy Spirit is with us all the time. Can you think of other times when people are gathered together to pray? It may be on special occasions such as at baptisms and weddings. He is also with us when we are together for Mass or other services, usually in Church, but this is not always the situation. It may be that we are gathered together in a hall, in the Church garden, on a Pilgrimage walk. There may be suggestions of other times, such as school assembly, meal times, prayer times together as a family or group, Talk about other times when we can pray. It does not always have to be in a group.

Do we find it easier to pray in a group?

There are many different kinds of prayers we can have when we are together. They may be prayers with which we are familiar and use regularly in church or at home. This could be the Lord's Prayer, Hail Mary etc. It may be that we want to use our own words or no words at all. We may be just sitting quietly in a group and talking to Jesus individually.

Can you think of some prayers we use in our Services in Church? They may include the names of someone who has asked for our prayers, perhaps because they are sick or having a difficult time at the moment. It may be praying for someone who has died. These are often known as prayers of intercession.

There are many ways in which we can pray. The important thing is that we can pray at any time and

anywhere but when we pray together in the name of Jesus, that he will be with us.

## Today's Activity

*You will need an activity sheet for each child*

- ⚙ Older children may wish to use the acrostic to write a Prayer or write a prayer of their own.
- 😊 Younger children can colour in the outline of the Praying Hands and write words of prayer around them.

## Prayer and Worship

Say together the prayer at the top of the session, the Lord's Prayer or a prayer written today.

Suggested hymns:

O Holy Spirit , Lord of Grace,  
O thou who camest from above,

## Bringing it All Together – Taking it to Others

Talk about how we have learnt the need to pray together.  
Share some of the prayers that have been written.

P R A Y E R





## 23rd Sunday in ordinary time - Choice B

### Aim

To know that Jesus is always with us when we gather together in worship.

### Today's Readings

OT	Ezek 33:7-9
Psalm	95
NT	Rom 13:8-10
Gospel	Matt 18:15-20

### Today's Prayer

Father God,  
We thank you that we can meet together in  
your name and that you are here with us.  
**Amen.**

### Getting Started

Look around your church; what symbols are there to remind us that Jesus is there with us? In my church we have a stained glass east window with a beautiful picture of Jesus watching over his church. If you cannot see inside your church right now, remind each other what is there. Make a list of all of the things. Is there a particular symbol, picture, book or artefact that you like?

### Today's Teaching

#### Bible Reading - Matthew 18:19-20

Jesus promised that when two or three people meet in his name he would be there with them. How comforting to know that Jesus is with us in church, when we meet together in family groups, when we go out together as a parish group or go on a pilgrimage or on various other numerous occasions. He is always with us.

In the past many people could not read because children didn't have to go to school. Therefore, it was important to have symbols, pictures and artefacts in the church to remind them of Christ and to tell stories through them.

The artefacts, pictures and symbols remind the people about the life of Jesus and focus their attention on him. Furthermore, the readings from the Bible and the music help them to come together in worship and praise.

"If two of you on earth agree to ask anything at all, it will be granted to you by my Father in heaven."

As we gather together in church Jesus also promises that his Father will grant what we ask in prayer. This is important because each week we pray together – the intercessions.

We ask God to help the decision makers and rulers of the world, to comfort the sick and the departed. As Christians we need God to hear our prayers.

As we take part in each service we are reminded that God and Jesus are with us, can you think of ways in which we are reminded? Make a list of the children's ideas. Add items from the list below if they are not brought out in the discussion with the children

- Through the music and singing of hymns
- Through the prayers
- Through the Bible readings
- Through the Bread and Wine
- Through the artwork
- Through the symbols e.g. crucifix
- Through the candles
- Through the incense

## Today's Activity

*For this Activity you will need: an activity sheet copied onto card for each child, coloured pencils, scissors*

Colour the triangles and cut them out carefully. Rearrange them so they fit together to make a bigger triangle. How many triangles can you see altogether?

The small triangles represent us.

The big triangle represents Jesus who surrounds us with his love.

Next colour the symbols and artefacts used in the church. Label each item. These symbols remind us that Christ and God are with us in church.

- ☺ Draw an outline of a cross or provide cut out crosses for the children to decorate. They might like to count how many crosses there are in their church.
- ✧ Make a stained glass window with tissue paper showing a Christian symbol.

## Prayer and Worship

Say the prayer at the top of the page, the Lord's prayer or a prayer of your choice

Suggested hymns:            God be in my head  
                                      O worship the King, all glorious above;



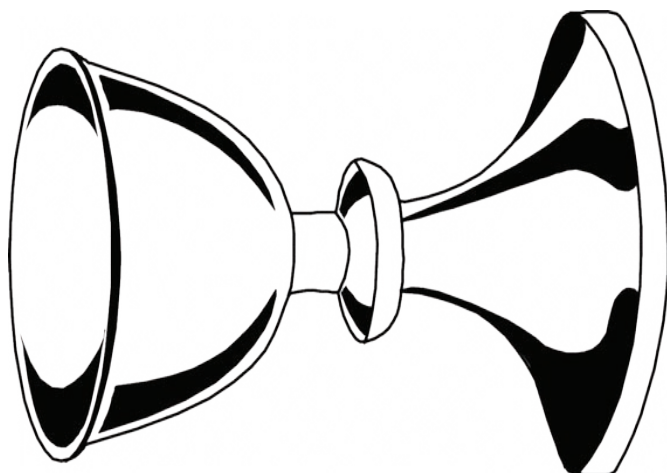
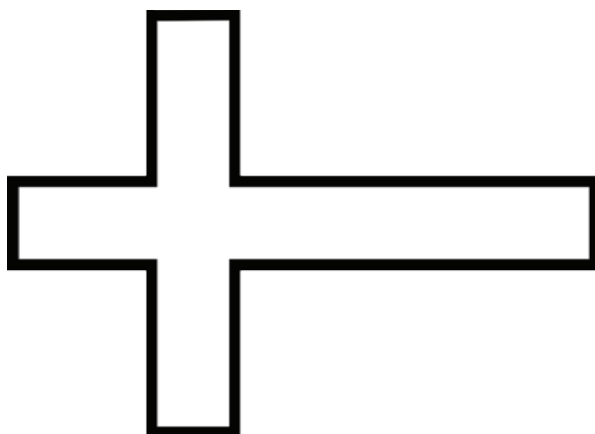
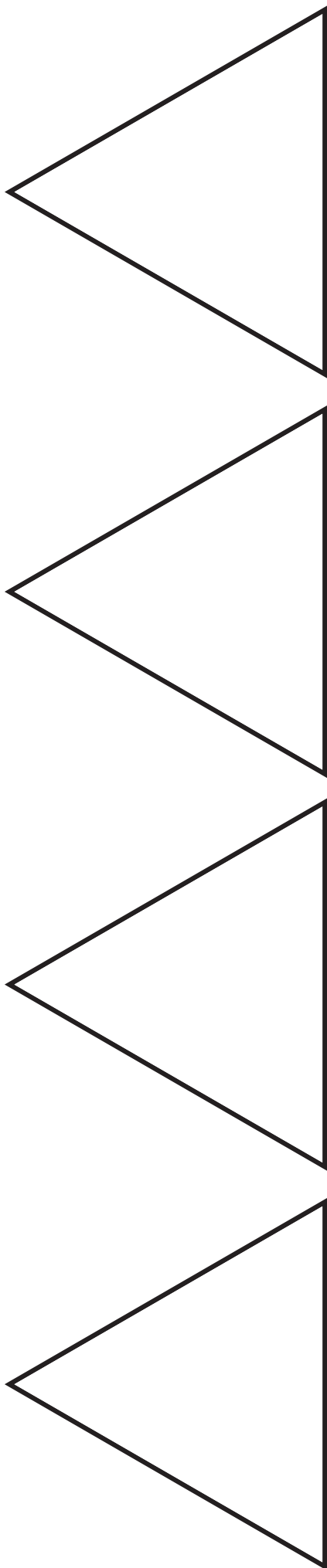
## Bringing it All Together – Taking it to Others

Jesus said "when two or three meet in my name I shall be there with them."

Today we have been thinking about the things that remind us, in our church that Jesus is with us. The children can point at various things in the church e.g. stained glass windows, the cross etc. These things help us focus on Jesus and remind us he is here with us. The children can show their triangles, fit them together to make a big one and say, "These triangles represent each of us. There are four of them here. When we fit them together there are four small triangles and one big one. Jesus is the big triangle surrounding the smaller triangles with love.



Colour and cut out each triangle carefully. Rearrange them to make one big triangle. How many triangles can you see altogether?





## 24th Sunday in ordinary time - Choice A

### Aim

To know that God is the ultimate forgiver and that we should forgive others.

### Today's Readings

OT	Ecclus 27:30- 28:7
Psalm	103
NT	Rom 14:7-9
Gospel	Matt 18:31-35

### Today's Prayer

Forgive us our trespasses as we forgive those who have trespassed against us.

Merciful Lord,

Thank you for the gift of forgiveness. Help me to show mercy to others and to walk more closely in the path of Christ.

**Amen.**

### Getting Started

Ask the children how their church raises money e.g. Christmas bazaar, cake sales, sponsors. Ask them what they think happens to the money in the collection plate. Teachers correct misconceptions and tell the children where the money goes.

When the church needs something big often they have to save up for it by raising money e.g. a new roof, new organ pipes.

Sometimes people borrow money if they want to buy something big e.g. car, house. That money has to be paid back, with interest, over a period of time. The debt cannot be written off. It has to be paid back or the item bought is repossessed (reclaimed).

### Today's Teaching

#### Bible Reading - Matthew 18: 31-35

The king wanted to settle his accounts. Everyone who owed him money had to pay him back. One servant owed him a lot of money, ten thousand talents. The king called the servant before him but the servant could not pay his debt so the king ordered that he should be sold, together with his wife and children and possessions. In bible times servants were bought and sold and belonged to their masters. They were valuable.

The servant threw himself at the feet of the king and pleaded.

Discuss the meaning of the word pleaded.

In pairs one child takes on the role of the king and the other the servant who owes the king ten thousand talents. Have an improvised conversation about this situation thinking about what the king wants and what the servant wants.

In the bible story how did the king react to this servant?

Discuss what God would think about the king's response.

Further on in the story we find that the servant's fellow workers were distressed. Why were they distressed?

The servant was labelled as 'wicked' by the master. What was wicked about his behaviour?

What does God expect of us? God expects that we forgive our brother from our heart. We have to mean it when we forgive our brother. We ask God, in our prayers, to forgive us when we do something wrong. If God forgives us unconditionally then we must forgive others when they do wrong against us. If we do not forgive others then God will not forgive us.

## Today's Activity

*For this activity you will need an activity sheet, a pencil, coloured pencils and a copy of the Lord's Prayer.*

- ☺ Younger children can highlight the words in the Lord's Prayer, 'And forgive us our trespasses As we forgive those who trespass against us.'
- ☼ Older children can make their own Prayer Card, copying the words of the Lord's Prayer.

## Prayer and Worship

Say the prayer at the top of the page followed by the Lord's Prayer

Suggested Hymns:

Forgive our sins as we forgive  
Lord Jesus, think on me

## Bringing it All Together – Taking it to Others

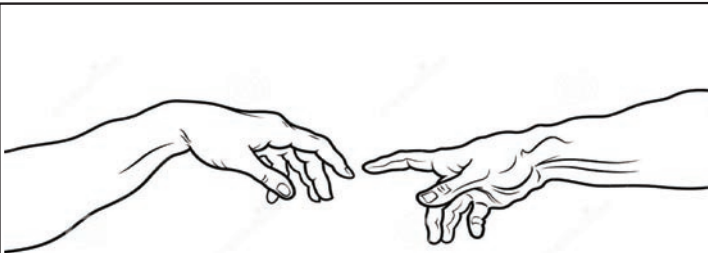
Today we have been thinking about Forgiveness. God wants us to forgive our brother.

God is the ultimate forgiver. He has mercy on us. He forgives us when we do wrong. By his Grace we are forgiven. If he forgives us he expects us to forgive others who have wronged us. If we do not forgive others then God will not forgive us.

Could share with the congregation their individual Prayer Cards.

# GRACE

God is the ultimate forgiver. We are accountable to him for our wrong doing. We have to make an effort to reach out to God and he will extend his Saving Grace to us so that we might be forgiven.



Draw a picture of something you want to ask forgiveness for.

Sanctifying Grace from God helps us to be more Christ like. It works inside us to cleanse our thoughts and intents in our heart.

Grace is attainable forever but we must put in the effort and commitment to build a relationship with God.



Write in the thought bubble a wrong intent you would ask God forgiveness for?



## 24th Sunday in ordinary time - Choice B

### Aim

To understand that forgiving others is our response to God's forgiveness of us

#### Today's Readings

OT	Ecclus 27:30- 28:7
Psalm	Ps 103
NT	Rom 14:7-9
Gospel	Matt 18:31-35

#### Today's Prayer

Lord Jesus  
Thank you for saving us from our sins  
Help us to say and be sorry  
when we have done wrong  
and to forgive others if they have hurt us.  
**Amen.**

### Getting Started

*For this section you will need a large sheet of paper to record ideas.*

Ask the children if they have had a good week. Are there some good things that have happened? – write these on the sheet.

Are there some good things they have done? – ie been rewarded at school, done a nice thing for someone else – write these on the sheet.

Are there some things that they haven't maybe done as well as they could? ie not got homework done on time, not shared a sweets – write these on the sheet.

Are there some things that they didn't do that they now wish that they had? ie haven't helped at home as much as they could, didn't help someone who was lonely – write these on the sheet.

Say that we will put the sheet to one side and use it later when we come to the prayer time..

### Today's Teaching

#### Reading: Matthew 18:31-35

This reading starts part way through the parable of the unforgiving debtor. The story began with a King deciding to settle his accounts with his servants. One servant owed him a lot of money – 10 thousand talents. At first the king said that the servant and his wife, children and possessions must be sold in order to recover the money owed.

But, when the servant begged for mercy and asked for time to pay. The king felt sorry for him and had pity on him, and he cancelled all of his debt – he forgave him.

Then, after the servant had left he met a fellow servant who owed him some money – 100 denarii - a much smaller amount. This servant begged for mercy and asked for time to pay, but the first servant did not respond with pity or mercy instead he had this servant thrown into prison until he should pay what he owed.

Our reading picks up the story from this point – read the remaining passage or ask a confident child to do so.

The servants who witnessed the behaviour of the first servant reported the matter to the king. They felt that the first servant had behaved badly and wanted to see justice done. When the King heard

he was very angry because the servant had not given the same pity and mercy to the man that the king had given to him.

The king was so angry that he had the servant put in prison and tortured until he could pay. The last verse is really important, because Jesus explains that the king in the parable is his heavenly Father and that this is what will happen if we do not forgive others: “And that is how my heavenly Father will deal with you unless you each forgive your brother from your heart” verse 35.

Ask the children if they can remember the words from the Lord prayer (the prayer given to us by Jesus) about forgiveness

“Forgive us our trespasses (sins) as we forgive those who trespass (sin) against us”

Our response to God’s forgiveness of us (remember that we are already forgiven because Jesus died for us on the cross to take away our sins) is that we need to be forgiving ourselves. We need to genuinely forgive those who have hurt us when they say sorry.

## Today’s Activity

*You will need an activity sheet for each child copied onto white card, pens, colouring pencils , glue and scissors.*

Today we are making a forgiveness prayer cube. There are pictures to colour on each of the faces of the cube. Discuss each of the pictures with the children as they work on them.

✧ Older children may wish to have more discussion around the different faces of the cube and could convert this into a poster.

☺ For the younger children you may wish to have cut the cubes out before the session and prepared them for folding – this will make it easier to put them together at the end.

## Prayer and Worship

Have a look at the sheet from the getting started section and see if there are any things that we would like to say sorry for in this time of prayer – write them on post-it notes. Explain that when we are sorry for something we have not done this is called a sin of ‘omission’

Light a candle and gather round it. Pray the prayer at the top of the session and place any post it notes you have written by the candle.

Say the Lord's Prayer together.

Suggested hymns: The King of love my Shepherd is  
Lord Jesus Christ (Living Lord)

## Bringing it All Together – Taking it to Others

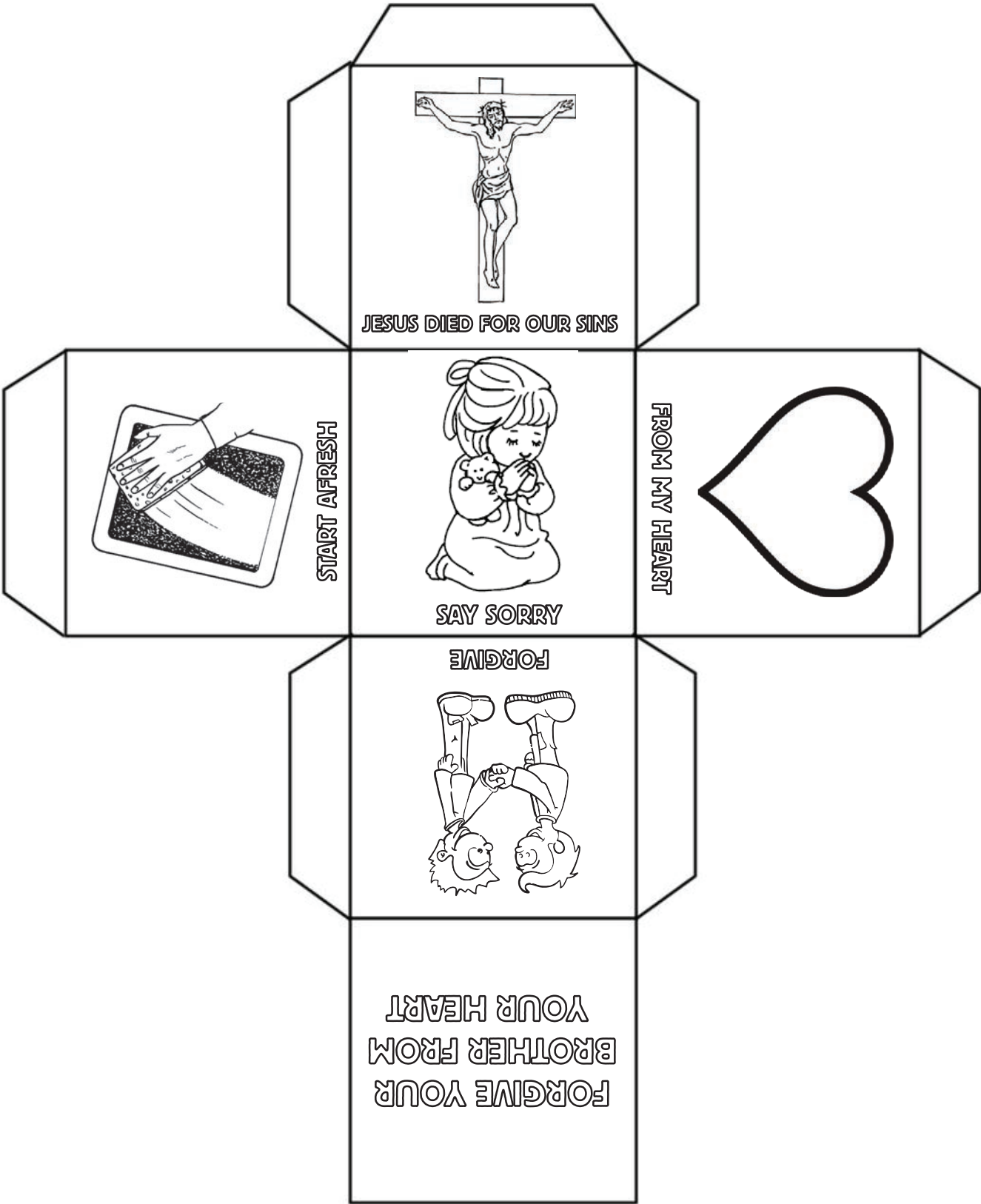
Explain that we have been learning about forgiveness today and about how we should forgive others and that we have made forgiveness prayer cubes

Describe each of the faces of the cube and ask the children to say what each one means

The sixth side of the cube is today’s memory verse – say together “forgive your brother from your heart”. Matthew 18v35



# FORGIVENESS PRAYER CUBE





## 25th Sunday in ordinary time - Choice A

### Aim

To show that God loves and values each person and he loves us all the same

#### Today's Readings

OT	Isa 55:6-9
Psalm	Ps 145
NT	Phil 1:21-30
Gospel	Matt 20:1-16

#### Today's Prayer

Lord Jesus  
We thank you for your love and care.  
For everyone, everywhere.  
We thank you for the gifts you give  
For the simple thanks that help us live.  
**Amen.**

### Getting Started

*For this activity you will need a simple board game, dice and a bag of sweets. You could create a simple game with squares or of your choice, and the children throw the dice and move forward according to the number on the dice – the winner being the first to get to the end.*

Explain to the children that to start today you are going to play a game, and that there will be a prize for the winner. Play the game allowing all of the children to finish, then give a sweet to the winner, but carry on and give all of the children a sweet too.

The winner may well complain! Ask why they are complaining, after all, they have got the prize that was agreed, and the sweets are yours to give to whoever you wish.

Today we are going to hear one of the parables that Jesus told where something similar happened.

### Today's Teaching

**Matt 20:1-16**

Read the story from the Bible, Jesus used this parable because the people listening to him would have been familiar with vineyards. Those who were hired at the beginning of the day would have worked through the heat of the day. It was also agreed at the beginning of the day how much they would each be paid.

At the end of the day why did some of them grumble? They felt it was unfair of the owner to pay the same amount to all of them, when some of them had worked a great deal harder and longer than others.

Explain that the workers who started first were paid and rewarded as they had been promised, there was nothing wrong done to them.

Some people do not have the advantage that we do of knowing about Jesus as children, and they only find out about Jesus later on in their life. But once they learn about Jesus and start to follow him then they are loved just the same.

The workers who started first were actually committing a sin when they were jealous of the landowner's generosity to the others, but they were forgiven for their sin and they are loved just the

same, but are learning a little bit about humility by waiting to receive their pay last.

There is also a message here about thankfulness – we should be grateful for the many blessings God gives us.

## Today's Activity

*You will need an activity sheet for each child, crayons, scissors, card and glue.*

The grapes are for writing little thankfulness prayers. These can be cut out and stuck to the picture of the vine branch. If you have older children to complete the activity below.

- ✧ Older children can draw and colour a vine branch on a large sheet of paper. Above it write the heading "Things to be thankful for" Any thankfulness prayers created by the children can be stuck onto the vine.

## Prayer and Worship

Pray the prayer at the top of the page

Invite the children to read any thankfulness prayers that they may have written

Conclude with the Lord's prayer

Suggested Hymns:

Love is his word, love is his way,  
Give me joy in my heart,

## Bringing it All Together – Taking it to Others

Explain that we have been learning about the parable of the vineyard labourers. All of the labourers received the same pay even though some of them had worked less long than others.

The landowner represents God and he was generous to the late comers and fair to those who worked all day.

We also learned that we should be thankful for the many blessing God gives us and wrote some thankfulness prayers (and stuck them to a vine if the older children created one).

# Jesus is generous





## 25th Sunday in ordinary time - Choice B

### Aim

To know that fair does not mean equal. The rules and standards of God are his not ours. God will reward his people according to his own standards.

### Today's Readings

OT	Isa 55:6-9
Psalm	145
NT	Phil 1:20-24 & 27
Gospel	Matt 20:1-16

### Today's Prayer

Dear God,  
We thank you for all your blessings. We know that all our gifts come from you. May we use our gifts each day to help others and to serve you.  
**Amen.**

### Getting Started

What do we mean by being fair?

What do we mean by everything being equal?

Discuss what we think is being fair. Does that really mean the same as being equal?

Can you think of times when you think others were being unfair? Perhaps someone has had a larger piece of cake, or more chocolate!

Fair doesn't mean that everybody is getting the same thing.

### Today's Teaching

#### Bible Reading - Matthew 20:1-16

In today's parable a landowner needed to hire workers to work in his fields; so he went to the place where the workers, who wanted to work, gathered each day. He hired some workers and agreed to pay them the standard wage, a denarius. Needing more help, the landowner made several more trips to hire additional workers and told them he would pay them "whatever is right."

There are times in life when we think that life isn't fair. Can you think of a time you thought you were treated unfairly?

Some people think that if they work hard to be a good Christian they deserve a place in heaven. By their standards, they are worthy of the reward. They believe they should be first through the heavenly gates.

When we do things for God we should not seek rewards on earth. God's gifts are his. They belong to him. He will give them to his people however he chooses to do so. God sets the standards not us. God graciously showers us with gifts. It is up to him how he shares his gifts.

God gifts may appear to be given in unequal measure, by our standards. God does not give everyone the same gift. Each person receives their own gifts from God.

We should not be jealous or bitter about the gifts others receive. We can serve the Lord well if we use the gifts we are given. When each of us uses our gifts to glorify God the church continues to grow. However small our contribution may be God values each of us. We are a small part of the body of the church. Jesus is the cornerstone of the church but each one of us is like a brick or tile or mortar which enables the church to be built. Together we all contribute towards building a strong church.

## Today's Activity

*For this activity you will need an activity sheet, a pencil and coloured pencils.*

Under the heading, 'God's gifts to me .....

☺ Younger children can draw one or more things they can do with the gifts they are given from God.

✧ Older Children can write and illustrate how they can use the gifts they have been given by God

## Prayer and Worship

Say the prayer at the top of the session, a prayer of your choice or the Lord's prayer.

Suggested Hymns: Peace perfect peace

How Great thou art (O Lord my God, when I in awesome Wonder)

## Bringing it All Together – Taking it to Others

Today we read The Parable of the vineyard workers. There are times in life when we think that life isn't fair just like the workers who were hired first felt.

When we serve God we should not look for rewards on earth. God will reward us if he chooses to. But God does not give everyone the same gift. Each person receives their own gifts from God. Here the children can take it in turns to name some of the people in their church and their jobs and explain the gift they were given by God.

The children can show the pictures of themselves and explain how they can serve God.



# God is fair in how He rewards each of his servants

Look around your church at the people. God gave each of them a job to do linked with their talents. Make a list of some of the people below and their jobs in church.

Draw a picture of yourself and write a sentence to explain how you might serve God.

God sees his servants as equally important to the work in His Kingdom.



Write a sentence to explain the sentence above.

Don't be proud if you think your  
contribution is large. Be humble as  
God has allowed you to serve him.



## 26th Sunday in ordinary time - Choice A

**Aim -** To understand that what we do is more important than what we say. We need to make the right choice.

### Today's Readings

OT	Ezek 18:25-28
Psalm	25
NT	Phil 2:1- 5 (6-11)
Gospel	Matt 21:28-32

### Today's Prayer

Father, sometimes we find it difficult to say yes to you. Our actions say no. Help us to think about our responses to you. Help us to say yes and follow Jesus. Help us to be faithful and respond to your call.

**Amen.**

## Getting Started

There are many times in our lives when we need to make choices. Sometimes they are small choices that do not affect other people, such as which sweet to choose. Can you think of some examples?

Sometimes the choices are much more important and not only affecting our lives, may also affect the lives of others, when we do something we shouldn't.

We must remember that if we feel the need to change our minds, that Jesus is always there to give us another chance for us to do the right thing.

## Today's Teaching

### Bible Reading - Matthew 21:28-32

In today's reading Jesus is in the temple. His authority is challenged by the chief priests and the elders of the people.

Discuss what you think the chief priests and elders were challenging. What might the chief priests have said aloud to the people and Jesus?

They were challenging what power or right Jesus had to give orders, make decisions and enforce obedience in the temple. The chief priests believed they had the power to make religious decisions and enforce obedience. They did not recognise Jesus as the Son of God and therefore they thought he had no right to challenge their authority. They did not believe the preaching of John the Baptist. They were self-righteous and morally superior.

Jesus challenged them by asking them questions and asking their opinions. He told them stories, known as parables. After listening he wanted the chief priests to acknowledge that their promises and words did not match their actions. Their intentions were similar to those of the second son in today's parable – their words were smooth yet unreliable. They wanted to please others but were not trustworthy. They claimed to want to please God yet their actions and words were not in agreement.

To do God's will, the chief priests had to be honest in their intentions and follow through in their actions. They had to accept Jesus as The Son of God and believe in the preaching of John the Baptist. But they didn't; they despised and rejected both.

Those that believed that Jesus was the Son of God, were the most disliked people in society, eg. the tax collector.

In the parable that Jesus told the first son chose to do what he wanted and not what he knew was right. He then felt bad about what he had chosen and decided to work in the vineyard. The second son first agreed to go and work in the vineyard and then chose to ignore his father and went away and did what he wanted.

## Today's Activity

For this activity you will need an activity sheet, plain paper for each child, pencils and coloured pencils.

- ☺ Younger children can draw a picture of themselves and follow the right path.
- ☼ Older children write their own prayer asking for Jesus to help them make the right choice

## Prayer and Worship

Say the prayer at the top of the page of the collect for the day, followed by the Lord's Prayer

Suggested hymn:: Dear Lord and Father of mankind  
All that I am, all that I do

## Bringing it All Together – Taking it to Others

Today we have been learning that it is important to make the right choices. That we must do the right thing. If we don't do the right thing but change our minds we know that we will be forgiven.

Those who have written a prayer may wish to share it.

Draw a picture of a time  
your actions said "No" to  
your parents.

Empty promises I have made:

I will follow jesus by:

How i can be faithful in service to god and to others. (Actions)



## 26th Sunday in ordinary time - Choice B

### Aim

To understand that we must try to live our lives as Jesus did

### Today's Readings

OT	Ezek 18:25-28
Psalms	Ps 25 4-9
NT	Phil 2:1-11
Gospel	Matt 21:28-32

### Today's Prayer

Dear Lord,  
Help us to be like Jesus and put other people first and ourselves second. Help us to choose kindness not cruelty, and telling the truth, not lies.  
**Amen.**

### Getting Started

Play Simon Says. Explain to the children that they must only do as Simon says, and not as anyone else says. The children can stand in a space. You can give instructions such as 'Simon says hop on one leg' or 'Simon says kneel down'. Also put in some instructions that do not start with 'Simon says' such as 'wave your arms above your head'. Children must only do the things that Simon says. Anyone who does something that Simon doesn't say can sit down.

### Today's Teaching

#### Bible Reading – Phil 2:4-11

Today we are going to read part of the New Testament reading from St Paul's letter to the Church at Philippi. This reading explains that we must try to make ourselves as much like Jesus as we can, following his ways.

Verse 4 and 5 tell us that to be like Jesus, we must put other people first, and ourselves second. How can we be humble? Humility is a difficult word for children. It probably involves putting others first.

Ask the children if they can think of times when they have or could put other people first, eg holding the door open for someone, offering food to someone else first at the table. There are many examples of small things that we can all do.

Jesus never put himself first, he was humble and thought that everyone else was more important than he was. We must try to do this too.

Jesus made himself humble by obeying God. In verse 8 it says even to the point of allowing himself to be crucified on the cross.

Verses 9-11, tell us that above everything else we must praise God, bend our knees, and bow down before him. People often kneel when they pray. This is a way of showing that we are humble, and that God is far more important than we are. Can you think of other ways to respect God? eg. remembering that when we are in Church we are in his house.

How do we know what God wants us to do? We need to listen to him very carefully. When we pray,

one of the most difficult things to do is to listen to hear what God might be telling us that he wants us to do. We mostly tell God things, ask him questions etc rather than being still and listen to him in prayer.

Where do you find it most easy to pray?

It may be when you are on your own, when you are with a group of people....

## **Today's Activity**

*You will need an activity sheet for each child, pencils, and crayons.*

Draw or write examples of how we can put other people first eg. letting them go through the door first, giving up your seat on a bus etc.

Write a prayer asking for God to guide us so that we can be humble and make the right decisions and become more as Jesus would have us to be.

Make a list of places where we can pray, remembering they can be at any time and in any place. Prayers do not need to be long.

## **Prayer and Worship**

The Lord's Prayer, the collect for today or a prayer of your choice can be used to conclude.

Suggested Hymn: At the name of Jesus, every knee shall bow.  
All hail the power of Jesu's name

## **Bringing it All Together – Taking it to Others**

Today we have been learning that we need to listen carefully to what God tells us about how we need to live our lives, and try to follow him.

We need to listen to what God wants us to be, through prayer and the way we live our lives.



Someone blames me  
for something I didn't do

I tripped  
someone up


I borrowed something  
without asking

I accidentally  
broke my friends  
new pencil

Someone has  
upset me

**YES**

**NO**





## 27th Sunday in ordinary time - Choice A

**Aim** To understand that God is the Land Lord and with the help of The Holy Spirit we can produce good fruit (Fruits of the Spirit).

### Today's Readings

OT	Isa 5:1-7
Psalm	80
NT	Phil 4:6-9
Gospel	Matt 21:33-43

### Today's Prayer

Lord, I believe and trust in you. Help me to let your Holy Spirit control my life even when I don't understand why or what I am called to do.

**Amen.**

### Getting Started

Ask the children who has grown a plant. Discuss what they have grown. Ask them what they need to grow the plant and what happens if it is not looked after. Some plants produce fruits. Ask the children what their favourite fruits are.

### Today's Teaching

#### Bible Reading - Matthew 21:33-43

Jesus told parables when he was preaching to illustrate a moral or spiritual lesson. In the parable today Jesus was talking particularly to the chief priests and the scribes. Although he did not directly tell them this was a story for them, he wanted them to hear it and learn from it.

The parable is known as the parable of the wicked husbandmen.

Discuss what you think wicked means..  
Who were the husbandmen?

The husbandmen were the tenant farmers. When harvest time was near the landlord sent his servants to collect his produce. But the tenant farmers seized the landowner's servants, thrashed one, killed another and stoned one. When the landowner sent even more of his servants they too were killed. Finally he sent his own son to the tenant farmers expecting them to respect him. But they didn't, they killed him.

This story is very similar to what was happening in Jerusalem. The chief priests were like the tenant farmers. Their job was to tell the people about God and set a good moral standard to the people. Unfortunately they did not behave appropriately in the eyes of God. So God sent his Son Jesus, to show them and men the error of their ways, and to teach them how to live a Godly life. But like the tenant farmers, they disrespected Jesus and eventually helped to bring him to the point of crucifixion. They rejected Jesus as The Son of God.

When Jesus asked them, the chief priests knew what the landlord would do to the tenant farmers. They knew the landlord would bring them to a wretched end.

Discuss what you think wretched means.

God is the landlord. God knew the chief priests were wicked, just like the tenant farmers in the parable. The chief priests and scribes realised Jesus was talking about them. They were angry and wanted to arrest Jesus but they were scared of the crowds who considered him a prophet.

How do you think the chief priests felt when they realised Jesus was talking about them in his parable?  
revealed.

## Today's Activity

*For this activity you will need an activity sheet, pencils and coloured pencils and a list of the fruits of the Spirit*

1. Look carefully at the cycle of how a vine grows. Colour the leaves green. Colour the summer berry growth grapes green and the autumn harvest grapes purple.
2. There is a space in the middle of the picture for you to draw yourself surrounded by the fruits of the spirit which are love, joy, peace, patience, kindness, goodness, faithfulness, gentleness and self-control. Write these words around yourself.
3. Write a sentence to explain why you think the chief priests and scribes did not produce the fruits of the spirit.



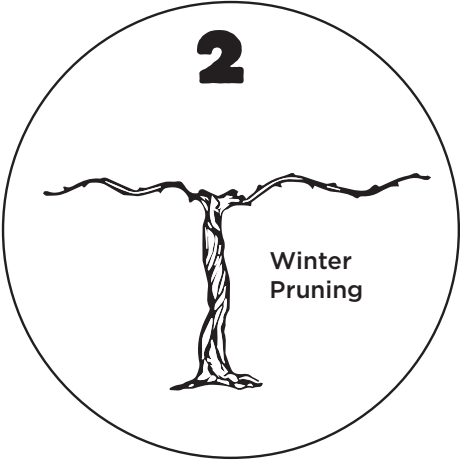
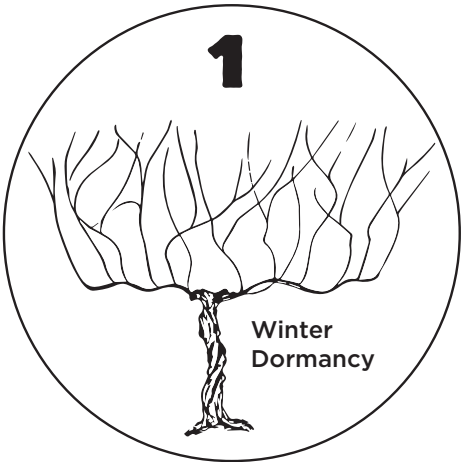
## Prayer and Worship

Say the prayer at the top of the session or the collect for the day, followed by the Lord's Prayer

Suggested hymns:                Spirit of the living God,  
   Love is the word, love is the way

## Bringing it All Together – Taking it to Others

Today we have listened to the parable of The Wicked Husbandmen. God is the Landlord and we are his tenant farmers. We have considered what sort of fruit God could harvest from us. Just like the vines in the parable, we are capable of producing fruit. The Fruits of the Spirit grow inside of us.





## 27th Sunday in ordinary time - Choice B

### Aim

To accept God as the landowner and Jesus as the true vine.

### Today's Readings

OT	Isa 5:1-7
Psalm	80
NT	Phil 4:6-9
Gospel	Matt 21:33-43

### Today's Prayer

Dear Lord,  
Although I am only a little branch, often fragile and weak, the sap that flows through my veins is the life blood of Christ. Help me to grow stronger in the faith each day and grow steadily nearer to God.  
**.Amen.**

### Getting Started

*For this activity you will need: a potted plant*

Place the small potted plant and put it on the table so the children can see it. Ask the children who has grown a plant. Discuss what they have grown. Ask them what they need to grow the plant and what happens if it is not looked after. Today's bible story is a parable. It is a story Jesus told the Jewish religious leaders to teach them a spiritual lesson. He wanted them to realise that God and Jesus were at the heart of all things. Jesus is the vine in God's vineyard. Without God and Jesus we cannot grow spiritually.

God wanted the religious leaders to know that he was the land owner and they were his tenants. Whilst they rented his land, it was important for them to remember that God was in charge.

The same message applies to us today. God owns the planet we call Earth. We are his tenants. It is important for us to remember all things come from God. He sent his son to live among us to save us from our sins. Anyone who believes in Jesus can be saved. Those who receive Jesus will bear fruit and enter the Kingdom of Heaven. The parable teaches us it is important to be faithful and fruitful branches of the vine.

### Today's Teaching

**Matthew 21:33-43)**

Jesus said 'There was a landowner who planted a vineyard, put a fence around it, dug a wine press in it, and built a watchtower. Then he leased it to tenants and went to another country. When the harvest time had come, he sent his slaves to the tenants to collect his produce. But the tenants seized his slaves and beat one, killed another, and stoned another. Again he sent other slaves, more than the first; and they treated them in the same way. Finally he sent his son to them, saying, "They will respect my son." . But when the tenants saw the son, they said to themselves, "This is the heir; come, let us kill him and get his inheritance." So they seized him, threw him out of the vineyard, and killed him. Now when the owner of the vineyard comes, what will he do to those tenants?' The scribes said to him, 'He will put those wretches to a miserable death, and lease the vineyard to other tenants who will give him the produce at the harvest time.'

Jesus said to them, 'Therefore I tell you, the kingdom of God will be taken away from you and given to a people that produce the fruits of the kingdom.'

The Jewish religious leaders rejected the teachings of Jesus and did not readily accept him as The Son of God. They followed their own rules and sometimes these conflicted with the teachings of Jesus e.g. Money lenders in the temple.

Just as the vineyard would be taken away from the tenants, so the kingdom of God will be taken from those who do not listen to the word of God and given to those who listen to his word and live in God's way.

## Today's Activity

*For this Activity you will need an activity sheet, plain paper a pencil and coloured pencils.*

Colour the pictures on the sheet and identify the dead branches on the vine.

☺ Younger children can draw a series of pictures to show all the wonderful things on God's planet e.g. trees, flowers, dogs, (Awe and wonder)

✿ Create a collage of a vine with branches. Write each child's name on a branch. Either draw or cut and paste on bunches of grapes made from small circles. On the main stem of the vine write Jesus Christ the Saviour. At the bottom of the vine stem discuss what Christians need to grow spiritually and add these to the roots to anchor the faith.

## Prayer and Worship

The Lord's Prayer, the collect for the day or a prayer of your choice.

Hymns:        Lead us heavenly Father, lead us  
                  He's got the whole world in his hand

## Bringing it All Together – Taking it to Others

Today we have been reading the parable of the wicked husbandmen. We have been thinking about God the landowner. He is in charge of the planet we call Earth. We are his tenants. We have been thinking how we can be good tenants.

A good tenant listens to the word of God.

A good tenant believes in Jesus the saviour of the world.

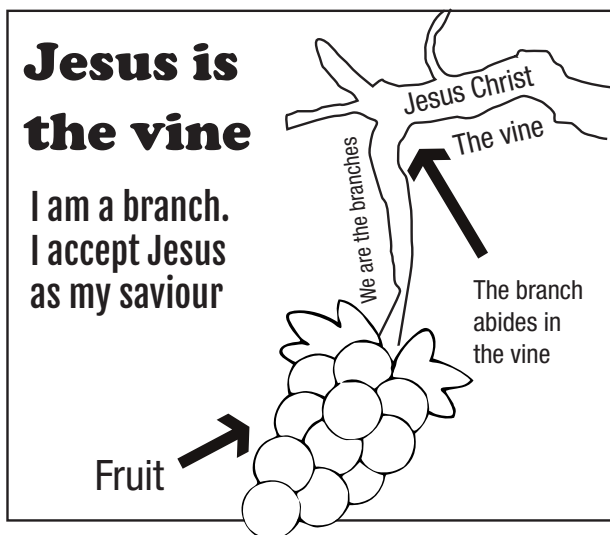
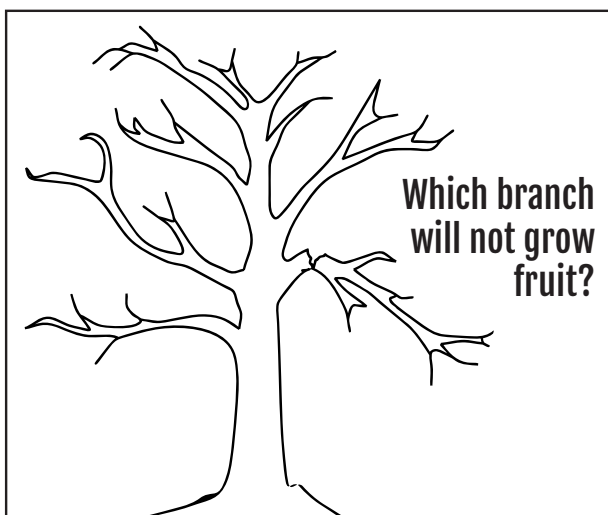
A good tenant knows that all things come from God.

A good tenant obeys God and accepts Jesus as the true vine.





**He is the land owner. We are his tenants**





## 28th Sunday in ordinary time - Choice A

**Aim** - To learn to accept God's invitation to us to belong to his kingdom

### Today's Readings

First	Isaiah 25:6-10a
Psalms	Psalms 23
NT	Philippians 4:12-14, 19-20
Gospel	Matthew 22:1-14

### Today's Prayer

Lord Jesus, we thank you that you want us to belong to your kingdom, to be members of your church. Help us to respond to your call so that we can take part in the feast in the kingdom of heaven.

**Amen.**

## Getting Started

*Play a party game such as pass the parcel. Have some party food. The party food can be either a bowl of crisps, a tray of sweets or a cup cake for each child.*

Tell the children we are going to have a very mini-party today. Eat the party food and play the game you have chosen. Ask the children what they do at parties. There will be many and varied answers. What do they like best about parties? Games? Food? Being with friends? Maybe all of these? Are there times when they don't feel like going to a party? Why?

How would you feel if your best friend, said, 'I don't want to come to your party!'

Today we are going to hear about a king who had a party. He had invited a lot of special friends to his party, which was going to be an enormous feast.

## Today's Teaching

### Reading - Matthew 22:1-14

*Prepare for this story by asking the children to take different roles. Choose a king, 2 servants to prepare the feast, 4 servants to go out inviting people to the feast and 4 people to be those invited to the feast.*

Let the king practice looking important on his throne. Then ask him to look sad. Then ask him to look angry.

Let the first two servants practice preparing large joints of meat, salads and sauces.

Let two other servants practice going out with invitations and trying to persuade people to come to the party.

Let two invitees practice shaking their heads and going about their business, one digging his field, the other opening up his business (a shop or office).

Let two other invitees practice roughing up two of the servants, or even all of the servants.

Emphasise that they are just acting, not really being rough!

Now read the following story, or tell it in your own words from the Bible passage, while the children do appropriate actions during the story. All the children can join in for the last scene.

Explain to the children that this story tells us that Jesus has invited us to belong to his Kingdom, and to join him at his party which will be a great feast in heaven. We can accept his invitation straight away. If we don't accept his invitation, other people will be there instead of us! however this does not mean that the numbers are limited, quite the reverse.

How we celebrate God's banquet? - At the altar when we receive bread and wine .

## **Today's Activity**

*You will need an activity sheet for each child, pencils and colouring materials.*

There is a word search for the children to complete and some pictures of the characters in the story to colour.

To extend the activity you could make a poster or banner with everyone making a hand print with a choice of colours of paint. The heading could read, 'We are all invited to belong to God's kingdom.' They could do a separate hand print individually to take home, to remind them they belong to God's kingdom.

## **Prayer and Worship**

Light three candles : saying : "In the name of the Father, the Son and the Holy Spirit" as you light the candles. Encourage the children to join in and sign themselves with the sign of the cross.

Say the prayer at the top of the session, or the Lord's Prayer, the collect for today or a prayer of your choice.

Suggested hymns: At the Lord's High feast we sing  
Lord's my Shepherd  
I heard the voice of Jesus say

## **Bringing it All Together – Taking it to Others**

The children can show their activity sheets and explain or show how they acted out today's story. They can also show the poster/banner if they have made one.

M B S E R V A N T G H R J B R J K  
A L D B P X R C M Q N E Y R G N A  
R Y N B V U L O I V S I A P U G T  
G T E Z W J D D D U T I D V O E H  
O R I I R G S N S S T T M D E H R  
H A R U N O I T A T I V N I E N O  
U P F I K H D E K I N G Y X G W N  
Z L K F W T F P T R J W B V A X E

Jesus    heaven    wedding    angry    throne    party    invitation  
          friends    kingdom    servant    feast    king





## 28th Sunday in ordinary time - Choice B

### Aim

To understand the phrase “Many are called but few are chosen.”

#### Today's Readings

OT	Isa 25:6-10
Psalms	23
NT	Phil 4:12-14, 19-20
Gospel	Matt 22:1-14

#### Today's Prayer

Lord, when you call me let me hear you. Help me to respect your word, receive your message in my heart and respond in a Godly way.

**Amen.**

### Getting Started

A visitor comes to your school. You are sent to greet them at the entrance. Discuss what you might say and do to greet them. Use post it notes to jot down different ideas.

You are sent a birthday invitation from someone in your class. Discuss what you might do when you have read it.

### Today's Teaching

#### Bible Reading - Matthew 21: 1-14

In today's reading a King gave a feast for his son's wedding and invited certain guests. Discuss what sorts of people the king may have invited. How did those invited react when the servants of the king told them the wedding feast was ready? What do you think about their behaviour?

At that time the richest people would have lived in the centre of the town, surrounding the palace. As the roads fanned out away from the palace towards the edge of the town, the less important people would have lived. The king sent his servants out, beyond the town centre to ask ordinary people to come to his son's wedding.

In this parable when the king arrives, at the wedding feast, he notices that one of the new guests is not wearing a wedding garment. What do you think about this? Give reasons for your comments.

The man is thrown out of the wedding into the dark. Why do you think the man was thrown out?

In this story the king represents God. The king's son, the groom, represents Jesus.

The wedding feast describes what the Kingdom of Heaven is like. Many people are invited to follow the Christian faith. It is a lifelong journey and often hard. Many people fall away and never reach the Kingdom of God. They follow other paths such as money and fame, which leads them away from God.

Following the path of God is not easy. It means putting others before ourselves. Being brought up as a Christian from a young age gives us time to practice good and Godly manners.

Discuss what good Godly manners you think would be acceptable to God.

Jesus told this parable in the presence of the chief priests and religious leaders. He wanted them to understand how they wickedly rejected the kindness and graciousness of God who had invited them to the wedding feast of His Son, Jesus Christ.

God invites people to be part of The Kingdom of Heaven but many are careless and turn away from God. But you are chosen. God wants you to be part of The Kingdom of Heaven. We enter The Kingdom of Heaven when we are properly clothed in righteousness.

## Today's Activity

For this Activity you will need: an activity sheet, coloured pens or pencils, a writing pencil or pen.

1. In the box write 5 polite words or phrases.
2. Discuss what table manners are. Draw and write what good table manners mean.
3. Write down an excuse you have given when declining an invitation. Tell someone in your group if the excuse was true or not.
4. How does God want you to behave? Write down 5 things God would want you to do and say. Draw a picture of yourself in the box doing something God would be pleased with.
5. Explain that "Good manners can mean the difference between success and failure" means.
6. Write a thank you note to the king for the invitation to his son's wedding.

☺ Younger children can draw a picture of themselves dressed for a wedding or a party.

## Prayer and Worship

Say the prayer at the top of the session and the Lord's Prayer

Suggested hymns: Father we adore you  
Peace perfect  
As a deer pants for water

## Bringing it All Together – Taking it to Others

Today we have looked at The Parable of the wedding feast. This story is really about God inviting people to be part of The Kingdom of Heaven but many are careless and turn away from God. The children



Many are called but few are chosen

5 polite words and phrases

Table manners

Excuses:

How God wants me to behave:

Good manners can mean difference between success and failure



## 29th Sunday in ordinary time – Choice A

**Aim** - To recognise that we live in this world and give to God things for the heavenly kingdom.

### Today's Readings

OT	Isa 45:1, 4-6
Psalm	Ps 96
NT	1 Thess 1:1-5
Gospel	Matt 22:15-21

### Today's Prayer

Lord Jesus  
All things come from you  
and of your own do we give you.  
**Amen.**

## Getting Started

*For this activity you will need some tracing paper, some pencils or wax crayons, and some coins with the King or Queen's head on them.*

Let the children have a go at doing rubbings of the coins.

Ask them if they know why coins in this country have the King or Queens's head on them – they are the ruler of this country - monarch

A coin features in this week's Gospel reading, and Jesus uses this to teach a very important message.

## Today's Teaching

### Reading - Matthew 22:15-21

Either read the passage to the children, or let three confident children read the passage using three parts: Narrator, Pharisee and Jesus.

Some of the Jewish religious leaders did not like the new teaching that Jesus was giving. They were used to their own laws and their own ways, and to having authority over others. They were normally the teachers and the ones with all the answers!

So they were trying to trap Jesus with their question about paying taxes to Caesar. The Romans were occupying the region at the time, and so the Jews had to pay taxes to the occupying force. Note, this Caesar is Tiberius Caesar, not Julius Caesar.

Jesus knew that they were trying to trap him – so he gave a very clever answer. The denarius had Caesars head on it – so Jesus simply said “Give back to Caesar what belongs to Caesar – and to God what belongs to God”.

So the answer is clear – the taxes should be paid, but we should also give to God that what belongs to God.

Ask the children what they think we should be giving to God. We could have quite a long list. Suggestions might be: love, respect, kindness, helping someone, creativity ( this is not only art, but

dance, gymnastics etc ) peace, compassion, humility, thankfulness. Try to get the children

to think of some things they can do for each of these. Some are more suitable for younger children, others for older children.

God gives us our lives, our time, our abilities and our energies and he loves us, we should give back to God part of what he has given to us. God also gives us the world in which we live and we should look after wisely and well.

## **Today's Activity**

*You will need an activity sheet for each child scissors, crayons, pencils, and a small bag (eg a party bag each) and something to tie the bag up later.*

The children will need to cut out the coins on the work sheet.

On one side is an outline drawing of Caesar. The children can colour this in.

On the other side, The children can write something that they can do for God and draw a picture of Jesus in the middle where Caesar is on the other side. For ideas, see the last paragraph in the teaching section. The wording can be written around the edge as on a real coin.

If you have small 'coin' bags, the children can put their coins into a bag and tie them up.

## **Prayer and Worship**

Light a candle and sit quietly around it.

Pray the prayer at the top of the page or the collect for the day, or the Lord's prayer

Conclude with the Lord's prayer

Suggested Hymns: Make me a channel of your peace

Rejoice the Lord is King

He's got the whole world in his hands

## **Bringing it All Together – Taking it to Others**

Explain that we have been hearing how the Pharisees tried to trick Jesus by asking a question about taxes. Share the answer that Jesus gave:

“Give back to Caesar what belongs to Caesar – and to God what belongs to God”.

Show the coins that the children have designed, and share some of the answers that we came up with for things that we could give to God.





## 29th Sunday in ordinary time – Choice B

### Aim

To understand that we are people of God.

### Today's Readings

OT	Isa 45:1, 4-6
Psalms	96
NT	1 Thess 1:1-5
Gospel	Matt 22:15-21

### Today's Prayer

Thank you for Jesus who reminds us that we belong to you which helps us from getting mixed up. Help us to be worthy of being people of God.

**Amen.**

### Getting Started

When you go to school in your school uniform how do you know which is yours if your fellow pupils have things that look the same or similar to yours, e.g. sweatshirts, P.E. kits, pens, pencils, coats, bags.

Do you ever argue over who is the owner of things?

Discuss how you can avoid losing things and arguing over who is the owner of it?

### Today's Teaching

#### Bible Reading - Matthew 22: 15-21

Look at a few coins from the UK. Whose head is on the coin? Is there a name there?

These coins were created in The Royal Mint. They are legal tender and accepted when paying a debt e.g. buying sweets in a shop.

In the time of Jesus one of the coins minted, by The Romans, was a silver coin called a denarius. At this time people had to pay a tax, to the Roman Emperor. The denarii were used to pay that tax. These Roman coins in today's story had had the head of Caesar stamped on them. - Tiberius Caesar, not Julius Caesar.

Read today's reading.

In today's parable the Pharisees pretended to be mixed up. They tried to trick Jesus with a question.

What did they ask Jesus? Why was it a trick question?

Jesus asked them whose head was on the coin. The Pharisees handed him a denarius and they agreed the head of Caesar was on the coin.

Jesus said "Give back to Caesar what belongs to Caesar." – The coin, the denarius was used to pay taxes to the Roman Emperor.

Jesus also said "And to God what belongs to God.

Discuss what you think belongs to God. (our time, our lives, our abilities, our love, our obedience, the good things we do for other people) The children will have lots of ideas of their own

The Pharisees could not understand that both they and Jesus belonged to God. The coins show the image of Caesar and the inscription was his name. Clearly the coins belonged to Caesar.

We are made in the image of God. God put his image on us. We belong to God. Everyone in the whole world is made in the image of God ( even though we are all different) to remind us we belong to God.

In this parable Jesus reminds the Pharisees that they and Jesus belong to God.  
What you think belonging to God means?

☺ Younger children : People of God have the sign of the cross drawn on their forehead with special oils when they are baptised. What does this symbol remind us of?

✧ Older children People of God try follow a path in the footsteps of Christ. People of God want to please him. How can you please God? - by being kind, generous, helpful etc. Children can think how they can be kind generous etc.

## Today's Activity

*For this Activity you will need: an activity sheet, coloured pencils or pens and a writing tool.*

Colour the banner heading I belong to God and draw small pictures to decorate.

Draw 5 things that belong to you in the box

Draw things that belong to God, including yourself, in the box.

Write how you can give yourself to God in the box.

Write a few statements on the back of the sheet starting People of God .....

## Prayer and Worship

Say this prayer together:

Lord God, through your grace we are your people:  
Through your Son you have redeemed us;  
In your spirit you have made us your own. Amen

Suggested Hymns:            All creatures of our God and King  
                                      Holy, Holy, Holy  
                                      My God loves me

## Bringing it All Together – Taking it to Others

Today we have been thinking what Jesus said to the Pharisees in Matthew 22 v 21.

We have been thinking about how we are people of God. Everything belongs to God because God made everything. We belong to God.

Sing: He's got the whole world in his hands

We can give ourselves to God by .....(here the children can share some of their ideas).



I belong to God

5 Things that belong to me

These things belong to God

I can give myself to God by...



## 30th Sunday in ordinary time – Choice A

**Aim** - To understand that the greatest commandment is to Love one another.

### Today's Readings

OT	Exod 22:20-26
Psalm	18
NT	1 Thess 1:5-10
Gospel	Matt 22:34-40

### Today's Prayer

God be in my head, and in my thinking.  
God be in my eyes, and in my looking.  
God be in my mouth and in my speaking  
God be in my heart and in my understanding.  
**Amen.**

## Getting Started

*For this activity you will need a large sheet of paper with the word "LOVE" written in large letters at the top of it, and a sheet of paper for each child.*

Discuss what love is and ask the children to feed back, gathering all ideas on the large sheet of paper. Then ask the children to complete the sentence "love is....." write answers on the sheet.

Now write on the other side of the large sheet of paper "If you really love God ...."  
Discuss as follows with the children writing down ideas that complete the sentence  
If you really love God what will you do to show your love?

## Today's Teaching

**Matthew 22:34-40**

Today we are going to hear what Jesus thinks about the law.

Last week we learnt that the Pharisees, who were leaders of the Jewish people, were always trying to trip Jesus up, by asking tricky questions'

The Pharisees were hoping Jesus would tie himself up in knots with words and prove that he was breaking Jewish law. They were more concerned with Jewish law, which was governed by The Word of God and Tradition. They believed their religious rituals and rules must be followed.

Jesus did not want them to reduce their relationship with God to a list of rules and rituals. They asked: "Master which is the greatest commandment of the law?"

They did not recognise that Jesus was fulfilling the scriptures. They had lost sight of their relationship with God.

Jesus answer to them was very clear, both for them and for us:

Matt 22:37, and 39 "You must love the Lord your God with all your heart, with all your soul and with all your mind. You must love your neighbour as yourself"

How can you love your neighbour ? This word neighbour does not mean the people who live next door to you, but everyone who is around you, e.g. at school, at home, when you play football in a team, the others in brownies or cubs, even people you don't know when you are out shopping.

✧ For older children : If someone really loves God and really loves other people the way they love themselves - are any other laws needed?

## Today's Activity

*For this Activity you will need: an activity sheet for each child, coloured pencils, writing pencil also for the second activity, some coloured paper or card, and a heart template the size is of your choosing.*

The activity sheet is a memory verse that is the greatest commandment. The children can colour in the memory verse.

The children can also cut out hearts to distribute to people in the congregation after the service. You might want a card template for this. Explain to the children that the hearts can be given to the congregation at the end of the service.

## Prayer and Worship

Prayer:

Sit the children in a circle. Give one child a large shell or a pebble

Each child can pray either aloud or silently for someone they love as the pebble is passed to them.

There should be no pressure on the children to speak when it is their turn.

Say the prayer at the top, the collect for today, or the Lord's prayer


Suggested hymn : A new commandment I give you

God is Love His the care

Take my life and let it be

## Bringing it All Together – Taking it to Others

Today we have been learning about the Greatest Commandment in the Gospel reading – ask a child to read out the memory verse, and the distribute the hearts to the congregation.



You must love  
the Lord your  
God with all  
your heart,  
with all your  
soul and with  
all your mind.  
You must  
love your  
neighbour as  
yourself

**Matthew 22v 37, 39.**



## 30th Sunday in ordinary time – Choice B

**Aim -** To understand what the greatest commandment is.

### Today's Readings

OT	Exod 22:20-27
Psalm	Ps 18
NT	1 Thess 1:5c-10
Gospel	Matt 22:34-40

### Today's Prayer

Dear Lord,  
Help us to love one another as you have  
commanded us to do.  
Always thinking of others before ourselves.  
**Amen.**

### Getting Started

Ask the children how they would welcome their family and friends into their house, - a hug or kiss. If you don't know someone quite so well, you might shake hands with them.

Today's reading is about how we should show love to God and other people.

### Today's Teaching

#### Bible Reading – Matthew 22:34-40

☺ For younger children you might shorten this reading to verses 36 - 39

Jesus had been talking to the Sadducees in the verses of this chapter of Matthew that immediately precedes this reading. The Sadducees and Pharisees are different sects of 1st century AD Judaism. The Sadducees consisted of the more wealthy people while the Pharisees were more like a political party who believed that Jewish Law and the ritual that took place in the Temple were of utmost importance. However they did not like one another.

At the beginning of the reading, Jesus has put the Sadducees right on something that they did not understand correctly. This pleased the Pharisees. In the Gospels the Pharisees are often trying to trick Jesus and catch him out. On this occasion they want to test him on his knowledge of the Law. They asked Jesus what was the greatest commandment. Jesus replied that they should love the Lord your God with all your heart, with all your soul and with all your mind. He goes on to say that the second greatest commandment is to love our neighbour as ourselves.

Ask the children if they know what a commandment is? It is something that you have to obey and make sure that you always do it,

In the Old Testament there are 10 commandments (Exodus 22:20-27 which is the Old Testament reading today) where God tells us what we should and should not do. They are the laws of God. Jesus has put all this commandments into two groups.

You can read the Matt 22; 37 and 39 again from today's gospel reading. It tells us succinctly what the real message of the 10 commandments are.

1. We can show our love for God in many ways such as worshipping him, and praising him.
2. Most importantly also, by doing what he asks us to do, loving one another, which is the second commandment.

Ask the children who they think their neighbour is. People who they meet in their everyday lives, not necessarily just the people who live near them. Please stress that the children should be careful and not talk to strangers, especially when they don't have an adult with them.

Ask the children if they can think of any ways of loving each other. eg helping people, being kind, and respectful. The children can explain how they have or could show Love in their everyday lives. Eg: helping someone who has fallen over and hurt themselves. The children should be able to think of plenty of ideas.

## Today's Activity

*You will need an activity sheet for each child, pencils, crayons or coloured pencils.*

On the activity sheet are four boxes each with a picture of a child in it. The child in each picture has a problem that they need help with. The children can colour the pictures in and write or draw how they could show their love and help to solve the problem.

At the bottom of the sheet is a memory verse, in bubble writing, to colour and learn.

- ✧ Older children can look at Exodus 22:20-27, read the ten commandments. Decide which of these commandments are about loving God, and which are about loving each other. They could write a list, on a sheet of paper divided into two columns.

## Prayer and Worship

Say the prayer at the top of the session, or the Lord's Prayer, the collect for today or a prayer of your choice.


Suggested hymns: A new commandment I give unto you  
Make me a channel of your peace.

## Bringing it All Together – Taking it to Others

Today we have been learning that God has commanded us to love him and each other. We have thought of practical ways in which we can love one another in our lives. The children can show their sheets to the congregation, or they can be displayed in church if you have a space.

The children could read out the memory verse together which tells us the second greatest commandment. Ask the older children to say what the greatest commandment is.





Jesus said that the second commandment is this:

You must love your  
neighbour as yourself



# The Feast of All Saints - Choice A

## Aim

To explore what the Saints have in common and begin to understand the Beatitudes and how they can bring us closer to God.

### Today's Readings

OT	Rev 7:2-4, 9-14
Psalm	24:1-6
NT	1 Jn 3:1-3
Gospel	Matt 5:1-12

### Today's Prayer

Lord, help us to grow more like the saints so that we can live more godly lives. Help us to understand the Beatitudes so that we can use them to change our attitudes and put God first.

**Amen.**

## Getting Started

Discuss what a role model is. Which stars do you admire? Explain why you admire them.

A role model is a person whose behaviour, example or success is or can be imitated by others, especially younger people.

Who is a role model in your school? What behaviour do you most admire?

Who is a religious role model. Explain why.

people from slavery in Egypt.

## Today's Teaching

### Matthew 5:1-12

Today's lesson considers the Beatitudes. Jesus tells those people, who followed him up a hill to listen to him, the sorts of behaviour God admired. Jesus taught people the BE Attitudes not the ME Attitudes. People who show the BE Attitudes can stay close to Jesus and his teachings. Those who display the ME Attitudes don't put Jesus at the centre of their lives. They put themselves at the centre.

There are eight Beatitudes; what are they? Discuss what they mean.

Ask yourself 'What would Jesus do?'

Today we celebrate All Saints Day. There were many, many Saints. Perhaps your church is named after one of them. Each Saint has a day allocated to them. We particularly remember them on their day. But on All Saints Day we remember all those people, who have gone before us who have become Saints because of their BE Attitudes. They all have something in common:-

1. They are excellent role models.
2. They are usually good at teaching people.
3. They live lives of goodness.
4. They are channels of God's power.
5. They are intercessors.
6. They are generous and unselfish.
7. They are Holy and able to interpret God and holiness for others.

Every Saint was human. Each has given something of themselves as a sacrifice to God. Tell your group about a saint and what they gave as a sacrifice to God.

All the Saints were devoted to God until death. They had a relationship with God and God was their top priority. They prayed for us. They served those who felt unimportant. They would go out of their way to serve and help people. They had such great love for God that they worshipped Him and valued the Eucharist. Now they live in Heaven.

## Today's Activity

*For this Activity you will need: An activity sheet, coloured pencils or pens and a writing tool.*

- Draw yourself in the ME Attitudes box. What are some of the ME attitudes you might have? Write words around you to explain the selfish you who puts you first.
  - Think of actions, deeds and words to show that Jesus would be proud of you. Write and or draw them in the BE Attitude box.
  - Refer back to the bible reading. Put some of the Beatitudes into your own words.
  - Write a prayer on the back of the activity sheet to ask God to help someone else. The Saints were intercessors for people. You too can be an intercessor.
  - Jesus began the Beatitudes with the word Blessed. What did Jesus mean? Discuss (Receiving God's favour, bringing happiness and comfort)
  - Which of the Beatitudes do you find the most surprising and why?
  - Complete the sentence I could be more like a Saint if ....
- ☺ Draw three pictures to show how you can help and serve other people.
- ✨ Put the Beatitudes into everyday language and give an example of each drawing pictures and captions.

## Prayer and Worship

Prayer: Light a candle and sit the children down.

Say the prayer at the top of the sheet, the collect for today, the Lord's prayer or any other prayer of your choice.

Hymns:        For all the Saints  
                  O When the Saints go marching in  
                  Who are these like Stars appearing.

## Bringing it All Together – Taking it to Others

Today we have been thinking about the quality of the Saints. Here the children can share attitudes the Saints have in common. Explain why they were good role models.

Jesus used the Beatitudes to tell people what behaviours God favoured.

Each child can finish the sentence: I could be more like a saint if .....

ME Attitudes

BE Attitudes

Put some of the Beattitudes into your own words.



# The Feast of All Saints - Choice B

## Aim

To understand that all Saints began life as ordinary people like us.

### Today's Readings

OT	Rev 7:2-4 & 9-14
Psalm	Ps 24:1-6
NT	1 Jn 3:1-3
Gospel	Matt 5:1-12

### Today's Prayer

Dear Lord God,  
Thank you for the example that the saints in the past have shown us. They listened to you, and understood your message.  
May we do the same.  
**Amen**

## Getting Started

*For this activity you will need some small soft balls or some rolled up socks.*

Teach the children how to juggle, or perhaps one of the children can juggle and can teach the others. You can start with 2 balls and move on to 3 if you think that the children can cope. In the getting started activity we had to learn a new skill.

## Today's Teaching

### Bible Reading – Matthew 5:1-12

You will also need a short story of one of the Saints.

Today we celebrate the lives of the Saints who have lived in the past and now live with God in heaven.

What do the children think a Saint is? There are many answers to this. Someone who has followed God's ways. Different Saints have followed God in many different ways.

Does anyone know the names of any Saints? The list is very long, the ones celebrated by the church are shown in the lectionary. If you don't have one, ask your Parish Priest. Each Saint has become a Saint for different reasons. All Saints began life as ordinary people and decided to dedicate their lives to God.

Here you might want to talk about a particular Saint, this could be the one that your church is dedicated to. Or you might find a story about another Saint, such as Saint Francis, Saint Benedict, Saint Patrick etc. Read the children the story about the Saint you have chosen.

Discuss

1. Did this Saint do that was special?
2. What was it that they did that showed their love for God and for his people?

Emphasis that Saints have not been perfect all their lives, but have spent a good proportion of their lives doing God's work on earth. We are all God's saints, we all can do God's work.

Think about all the qualities that he expects from us. Can the children think of any? caring, kindness, humility courage, respect etc.

Read the Bible reading for today. This is not an easy reading for children to understand, you might need a children's Bible for this, as some of the language is tricky.

In the reading Jesus is telling a crowd of people how God expects us to be as his people. This reading is the Beatitudes. The Beatitudes tell us the qualities that God expects us to show in our everyday lives. If we are able to show these qualities then we will be doing God's will as his saints here on earth.

The Saints in the past all lived their lives according to God's will, even though it was difficult for them at times. Some of them faced many difficult times, including ridicule, torture and even being put to death. It is not always easy for us to be God's saints, but we need to listen carefully to what God is asking us to do.

## Today's Activity

*You will need at least one activity sheet for each child, possibly more, copied on to different, brightly coloured sheets of paper. Pencils, crayons and also string and glue.*

The activity sheet shows a bunting triangle.

Today's activity is to make some bunting to hang up in church.

✧ The older children can write the name of a saint on their piece of bunting, they might want to use the daily lectionary. They could try and write underneath, one quality that each saint showed in their life. (They might need to go home and find this out for next week.)

☺ Younger children draw the faces of people in the congregation.

The bunting could also say 'We are all God's saints.'

The triangles need folding over at the top, around the string and then glued together.

## Prayer and Worship

Sit the children in a circle on the floor, or around a table; and light a candle. The children can think about people in the congregation who do special things for them, and say thank you.

Say the prayer at the top of the session

The children can offer to God ways in which they could be small saints and show one of the qualities that God asks of us.

The Lord's Prayer, the collect for today or a prayer of your choice can be used to conclude

Suggested hymns: For all the Saints

Hark the sound of Holy voices chanting across the crystal sea

## Bringing it All Together – Taking it to Others

Today we have been learning that Saints in the past have shown special qualities and have been God's special friends on this earth, often standing up for what is right.


We have made bunting to tell us about the Saints.



The Feast of All Saints

Name

Age





## 32nd Sunday in ordinary time - Choice A

### Aim

To understand that we should always be prepared and ready for God

### Today's Readings

OT	Wis 6:12-16
Psalm	Ps 63
NT	1 Thess 4:13-18 or 13-14
Gospel	Matt 25:1-13

### Today's Prayer

Lord Jesus

Help me to be closer to you each day.

Help me to read and understand the Bible.

Help me to pray

And especially, help me to listen.

**Amen.**

### Getting Started

*For this activity you will need a large sheet of paper*

Ask the children if they have ever been camping. Ask them what things they need to take with them on a camping trip – take ideas one at a time and write them up on the sheet. Prompt until one of the children has given you the word “torch”, and try to get the suggestion of “spare batteries for torch”.

Explain that in Jesus's time there were no torches instead people used lamps which needed oil for fuel and burned in the same way that a candle does.

### Today's Teaching

#### Matthew 25:1-13

Today we are going to read one of the parables from Matthews Gospel. Can the children remember what a parable is? It is a story told by Jesus about everyday things that gives an important message that tells us what God would like us to do.

The Bible reading can be read by 5 children, if you have enough.

Allocate the parts as follows: Jesus, narrator and person who shouts out. Separate the remaining children into two groups – wise and foolish bridesmaids, with a spokesperson for each group. Read the story with each person reading their appropriate part.

Ask the children what they think the meaning of this parable is? In the parable the bridegroom is Jesus, and the wise and foolish bridesmaids are his followers just like we are. Jesus will come again and this could happen at any time, so we need to be prepared and ready for Jesus.

So, how can we be prepared, how can we make ourselves ready?

Gather the ideas – you may wish to write these up on a large sheet of paper or whiteboard.

Ideas will include:

- Prayer,
- Reading the Bible,
- Learning about God (Sunday School),
- Behaving how Jesus teaches us to behave – i.e. being kind and generous to others – giving to those less fortunate to us,
- Talking and listening to Jesus in prayer.

We need to be alert therefore, to be awake and keep watch in our hearts so that we are close to Jesus, then we will be ‘ready when he comes.

The closer we become to Jesus the more we will long for his second coming.

## Today’s Activity

*For this activity you will need an activity sheet for each child and crayons. (large sheet of coloured paper, scissors and glue sticks if you want to do the extended version)*

Use the sheet to reinforce the teaching above and ask the children to colour them in. You could extend the activity by making a poster. Stick the picture of the lamp in the centre and allow the children to cut out and stick their words onto the poster around the lamp as when they have coloured them in.

✧ Older children can create acrostic prayers using the phrase “Be Alert”. Write the word vertically down the side of a sheet of paper. Then uses each letter to start a word or phrase about how we can be ready for God. i.e. “B” could be the start of “Bible reading” and “E” could be “every day” etc.

## Prayer and Worship

Today it would be good to use a candle or garden lantern with a candle inside if you have one. Light the candle and ask the children to be quite and still ready for prayer.

Explain that we are going to have a little time of silence for listening between the prayer that I will read and the Lord’s prayer which we will all say together.

Pray the prayer at the top of the page

Leave a period of silence (this could be as short as 10 seconds or up to a minute depending on the quietness of the children)

Conclude with the Lord’s prayer.

Suggested Hymns: As the deer pant for the water  
I the lord of Sea and Sky

## Bringing it All Together – Taking it to Others

Explain that you have been discussing the parable of the wise and foolish bridesmaids and the importance of being ready and alert to Jesus.

Show the activity sheets or poster if you made one, and ask the children to read out some of the ways in which we can be ready for Jesus.

The older children can introduce their acrostic prayers giving the phrase used “Be alert”, and then read out the prayers.

Giving to the poor

Love one another

Good works

Prayer



Bible Reading

Be kind

Listening

Always be ready for God



## 32nd Sunday in ordinary time - Choice B

### Aim

To be awake for the coming of the Lord

### Today's Readings

OT	Wis 6:12-16
Psalm	Ps 63
NT	1 Thess 4:13-14 (15-18)
Gospel	Matt 25:1-13

### Today's Prayer

Dear Lord,  
keep us shining like lights in the darkness,  
sharing your love, May we be awake and ready  
for your coming.  
**Amen.**

### Getting Started

Ask the children what they would need to do in preparation for a very special party such as a wedding.  
- You could make a list on a sheet of paper.

What would happen if those things had not all been prepared eg. if you had forgotten about the food.  
Today's reading is about a wedding.

### Today's Teaching

#### Bible Reading – Matt 25:1-13

☺For younger children you might find a children's version of this reading.  
Today's reading is about a wedding. It is a parable.

What is a parable? A story that Jesus tells to help people understand a tricky concept.

Jesus at the beginning of the reading, is talking to a crowd of people, trying to explain to them what the kingdom of heaven will be like. He tells them that there were 10 bridesmaids who had lamps and were waiting for the bridegroom to arrive. Five of the bridesmaids had lamps and a flask of oil in case they had to wait a long time. The other five only had lamps. The bridegroom was late arriving. The bridesmaids all became drowsy and slept.

Who were the wise bridesmaids? Why? They had plenty of oil

Who were the foolish bridesmaids? Why? They had to ask the wise bridesmaids for some more oil.

Why did the wise bridesmaids not share the oil with the foolish ones? Because they would run out.

The Foolish bridesmaids went out to buy oil but by the time they returned the bridegroom had arrived and the door was shut. they were too late for the feast.

What does the parable tell us about the kingdom of heaven?

That we must be prepared for the coming of God's kingdom. If we are not prepared when the kingdom comes then we will not be able to enter.

☺With younger children you could ask them what they imagine Gods kingdom to be like. There might be a huge range of ideas. None of them are wrong, as no one really knows.

Then focus on the 3rd bullet point below. remind the children that 2 weeks ago we looked at how Jesus asked us to love one another.

- ✧ With the older children, discuss how we might make ourselves prepared.
- Read our Bibles, and do what God is asking us to do.
- Pray to God, saying sorry for the things that we have done wrong. Also while we pray listening for God to tell us what he wants us to do.
- Making sure that we love God, and also that we show love to each other. (Remember Jesus' commandment from two weeks ago.)

## Today's Activity

You will need an activity sheet for each child, plus a small glass jam jar and a tea light for each child. Something to decorate the jam jars, such as black sugar paper, sticky stars, glitter, indelible or glass pens, glass paint. Also white PVA glue and some string.

The children are going to decorate the jars. This can be done in a variety of ways. Shapes can be cut out of black paper to make silhouettes and stuck onto the jar. Sticky stars or other shapes can be used. If you have glass pens or paint these also could be used. A pattern or line of glue ( only a thin layer) can be put on the jar and then glitter sprinkled over. Each jar can have string wound around the rim and a long handle made. Inside each jar a tea light is placed.

There is also an activity sheet for the children to take home.

The sheet is a word scramble. The children need to unscramble the words, and then in the last column it tells you which letter to use at the bottom to complete the two word sentence.

The answers to the word scramble are : 1. kingdom 2. awake 3. bride 4. lamps 5. day 6. wine 7. banquet 8. look 9. ten.

The final phrase is Keep Awake!

## Prayer and Worship

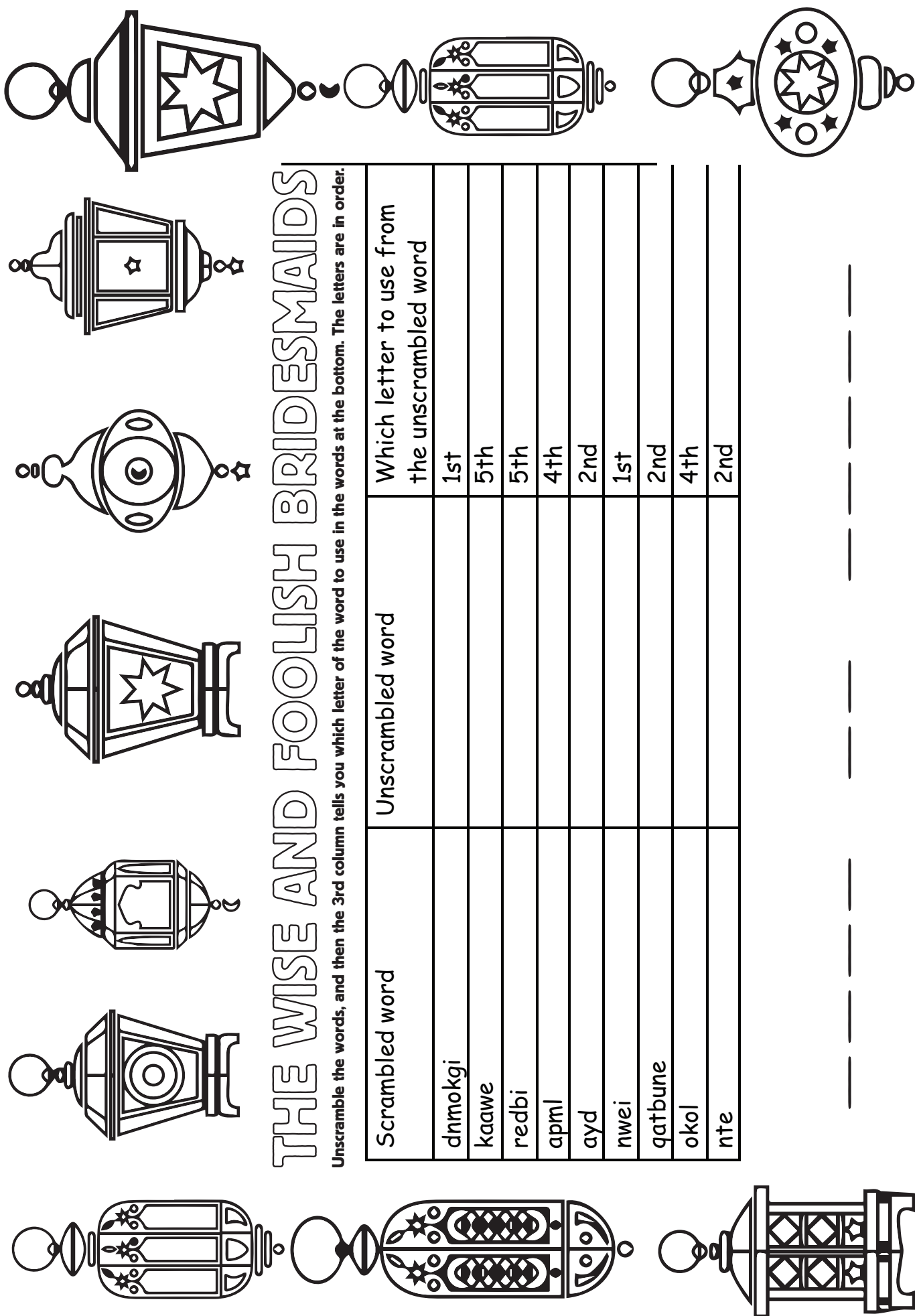
Light the candles in the jars before you start. Say the prayer at the top of the session, or the Lord's Prayer, the collect for today or a prayer of your choice.

Suggested hymns: Give me oil in my lamp keep me burning.  
Seek ye first the Kingdom of God.

## Bringing it All Together – Taking it to Others

Today we have been learning that we must be prepared for the coming of the Kingdom of God. We have made lamps, as the bridesmaids had in the story, to symbolize being ready. Older children might like to explain how we can all be ready for God's Kingdom.





THE WISE AND FOOLISH BRIDESMAIDS

Unscramble the words, and then the 3rd column tells you which letter of the word to use in the words at the bottom. The letters are in order.

Scrambled word	Unscrambled word	Which letter to use from the unscrambled word
dhmokgi		1st
kaawe		5th
redbi		5th
apml		4th
ayd		2nd
nwei		1st
qatbune		2nd
okol		4th
nte		2nd

\_\_\_\_\_



## 33rd Sunday in ordinary time - Choice A

### Aim

To know that must look after things which are precious to God.

### Today's Readings

<b>First</b>	<b>Proverbs 31:10-13, 19-20,30-31</b>
<b>Psalm</b>	<b>Psalm 128</b>
<b>NT</b>	<b>1 Thess 5:1-6</b>
<b>Gospel</b>	<b>Matthew 25:14-30</b>

### Today's Prayer

Father God, we place ourselves in your hands and ask that you will show us the right way to live. Help us to trust you in all things and to know that to serve you will bring true happiness.  
**Amen.**

### Getting Started

If you can, have something small and precious to you that you can bring in and explain to the children why it is precious to you. it does not need to have monetary value.

Ask the children if they have anything that is precious (special) to them. Can any of them explain why it is precious.

Does precious always mean valuable?

Today we are going to hear about Jesus appearing from nowhere amongst his disciples.

### Today's Teaching

**Read today's Bible reading, Matthew 25:14-30**

This story is a parable, can you remember what a parable is? - Jesus tells us a story in everyday situations to explain how God wants us to behave

In today's parable, Jesus explains how a man asked his 3 stewards (servants) to look after his money while he went away. Some looked after it well and one did not.

Who was the best steward? The one who was given 3 bags and increased their value.

Who was not a good steward? The one who did nothing with the money.

Today we use the word steward to mean looking after something that belongs to someone else. In this parable God is asking us to look after things that are precious to him.

What do you think is precious to God? - There could be quite a list! - God made the world and all that is natural in it. He did not make man made things such as cars, houses toys etc. but he did make all the plants and animals the sea, land, rock rivers, lakes as well as the sky the stars and the planets. Children will give you more specific answers.

God is asking us to be Good Stewards of all the things that he made in the universe, because they are precious to him.

How can we be Good Stewards of God's universe. How can we look after it carefully for him?

Talk to the children about how we can look after the environment

Making insect hotels

Planting flowers that attract insects in our gardens or on balconies.

Making sure we do not drop litter. Explain that whilst it is good to pick up litter along the roads and dispose of it, they need to be very careful. They need to wear special disposable gloves and apron and perhaps even have a grab stick. They also need to be with an adult. At home you don't need these things.

Planting trees

Not wasting food.

The children may have many more answers that you can talk about. Including looking after each other, God made us too.

## **Today's Activity**

*You will need an activity sheet for each child, a long roll of paper such as wallpaper lining, collage materials, pictures of plants and animals that they can cut out, glue, pencils and colouring materials.*

The children are going to make a collage, At the bottom of the sheet you can write we must all be good stewards of God's world. They can colour and use the pictures on their activity sheet

Alternatively, you could give each child a sheet of paper and let them colour and cut out the flowers and animals on the activity sheet, and stick them on their own sheet, perhaps drawing and colouring other things.

## **Prayer and Worship**

Lit a candle, and bring the children to stillness.




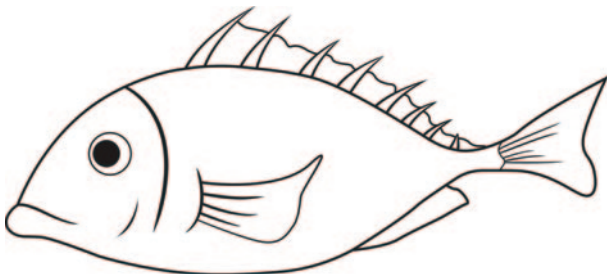




Say the prayer for today at the top of the sheet, the collect for today, the Lord's Prayer, or a prayer of your own choice.

Suggested Hymns :           All things bright  
                                      For the beauty of the earth  
                                      Dear Lord and Father of mankind.

## **Bringing it All Together – Taking it to Others**

The children can the congregation their collage picture(s).

If you have an older child, they can explain how in the parable, God is asking us to be good stewards of everything that is special to him.





## 33rd Sunday in ordinary time - Choice B

### Aim

To know that God expects us to make the best use of the gifts he has given us.

#### Today's Readings

<b>OT</b>	<b>Prov 31:10-13, 19-20, 30-31</b>
<b>Psalm</b>	<b>Ps 128</b>
<b>NT</b>	<b>1 Thess 5:1-6</b>
<b>Gospel</b>	<b>Matt 25:14-30 or 14-15,19-21</b>

#### Today's Prayer

Thank you lord for all the talents  
that you have given us.  
May we use them wisely  
to glorify your name  
**Amen**

### Getting Started

✧ For older children, each child will need a piece of paper taped to their back and a pen. Each child is to write on the sheet of paper on each child's back something that that person is good at. It could be something like swimming etc or it could be that they are kind helpful etc.

Once everyone has had a chance to write on each other's lists – remove the pieces of paper from the backs and look at the varied talents that each of the children has.

☺ For younger children you could have a discussion about what they are good at. If the children know each other well, they might be able to say what someone else is good at.

### Today's Teaching

#### Bible Reading – Matthew 25:14-30

☺ for younger children you might find this story in a children's Bible.

Again, the story this week is a parable. It is a way of explaining something that might otherwise be difficult to understand.

The story tells us how a man who was going away from home for a while, gave some money to his servants asking them to look after it. The money used at the time was called 'talents'.

If you were given some money to look after for someone, what would you do with it?  
When the master came back, he asked them to bring back his money.

The servant who had been trusted to look after 5 talents, had doubled his money, as did the servant who had been trusted with 2 talents. However the servant trusted with one talent only brought one talent back.

Who had used their money wisely?

In English, we use the word talent in a different way to mean something that we are good at.

God has given us talents or gifts. We must use those gifts to the best of our abilities. At the beginning of the session we talked about things that each of us is good at. God expects us to use that talent well, rather than hide our talent like the servant who was only given 1 talent and did not use it.

How can we make sure that we use these talents wisely? Practise them to improve what we can do and use the talent to help others. You might be good at tidying up and helping at home or school – if so then offer to help in this way. You might be good at writing stories, dancing etc – if so then you can use these talents to bring enjoyment to others. You might have skills that you can use in church, for example you could join the choir if you are good at singing.

There might be talents that God has given us that we don't know about yet.

The reading tells us that we must use our talents wisely rather than not using them. Our talents are a gift from God. God gives us talents, we should spend our time wisely investing time improving our talents. By doing so, we glorify God, and God will give us more.

## **Today's Activity**

You will need an activity sheet for each child, printed on coloured card if possible, (you might require more – if you want to make gift tags for members of the congregation) pencils, crayons or coloured pencils, scissors, items for decorating the gift tag e.g. gel pens, glitter glue pens, sticky shapes etc, and some gift ribbon.

The activity sheet has a picture of a gift tag on it the children will need to cut the tag out first can write their name on one side, and on the other the talent that they are good at and would like to get better at. The tags can also be decorated. A hole can be punched in the one end, and a piece of gift wrapping ribbon threaded through it and tied.

You might like to think about things that people in the congregation are good at. Write their name on a gift tag, and what they are good at e.g. making coffee, arranging flowers, playing the organ, taking the service. They can also be decorated as well. These could be given out at coffee time after the service.

The children can learn the memory verse - Matt 25 : 29 "For all those that have, more will be given" which is written at the bottom of the gift tag.

## **Prayer and Worship**

Gather the children together, and light a candle

Say the prayer at the top of the session, or the Lord's Prayer, the collect for today or a prayer of your choice.

Suggested hymns: Take my life and let it be  
Shine Jesus Shine


## **Bringing it All Together – Taking it to Others**

Today we have been learning that God has given us talents that we must use wisely rather than pretend that we don't have them.

Show the congregation the gift tags. These can be displayed if you have somewhere suitable. If you have any tags for people in the congregation, they could be given out now, or at coffee.

Share the memory verse – Matthew 25v29





For all those who have, more will be given. Matt 25:29



# Christ The King - Choice A

## Aim

To celebrate the wide ranging authority of Christ as King and Lord.

### Today's Readings

<b>OT</b>	<b>Ezek 34:11-12, 15-17</b>
<b>Psalm</b>	<b>23</b>
<b>NT</b>	<b>1 Cor 15:20-26, 28</b>
<b>Gospel</b>	<b>Matt 25:31-46</b>

### Today's Prayer

Lord we thank you for the wonderful things you have done for us, for your healing words and satisfying bread of life. May we always trust in your goodness and mercy and may we be filled with the hope and promise of your coming.

**Amen**

## Getting Started

Ask the children if they know of any kings throughout history. What do they know about particular kings? Discuss what jobs the children think a king has to carry out. Take feedback and add information. Point out that some of the jobs a king has to do are enjoyable and some not so enjoyable. Ask the children to sort out the jobs into enjoyable and not so enjoyable.

A king has to make decisions every day; people rely upon him and look up to him. He is a figure of authority. A king will have had to make laws and set rules and boundaries to ensure his kingdom is safe and happy. What rules do you think a king might make to ensure his subjects are safe and happy?

## Today's Teaching

### Read Matthew 25: 31-46

Ask the children who the king is in the reading and where his kingdom is. Take feedback and correct misconceptions. Ask the children what job the king has to do and whether they think it is an enjoyable job. Ask them to give reasons for their thinking. How does the king make decisions concerning this job? What are his success criteria for entering his kingdom?

- Feed the hungry
- Give thirsty people a drink
- Make strangers welcome
- Clothe those without clothes
- Visit the sick and those in prison

Ask the children what this means in real life and ask them to give examples of how they may have addressed this at school, at home and in church e.g. charitable giving. Discuss whether it is easy to fulfil the success criteria and which points may be more difficult to address. Ask for reasons why it may be difficult.

## Today's Activity

*For this Activity you will need: an activity sheet, coloured pencils, a writing pencil and some coloured sheets of A4 card*

Explain to the children that the words in the Wordle are from Matthew 25: Verses 35-38 Ask them to colour each word in a different colour. They can also illustrate the memory verse.

Give each child a sheet of coloured card. They can cut out their coloured wordle and stick it at the top. Look at the words for When I needed a neighbour. Ask the children to think who is my neighbour? Ask the children to think about others throughout the world, brothers and sisters, who may be suffering. They could write a prayer for those they are thinking about and put this on the coloured card – to make a prayer card to use throughout the week.

- ☺ Draw a picture of a hungry person holding out a bowl. Draw a picture of themselves and ask them to write a sentence about what they had for breakfast or dinner the previous day.

## Prayer and Worship

Prayer: The Creed or the prayer above  
Pray the prayers that the children created for their prayer card.

## Bringing it All Together – Taking it to Others

Today we have been thinking about the wide ranging authority of Christ the King. As King he set rules for us to follow. He wants us to feed the hungry, give thirsty people a drink, make strangers welcome, clothe those without clothes and visit the sick and those in prison. He encourages us to treat others as we would like to be treated. He encourages us to respect one another and lend a helping hand where needed. He encourages us to show mercy to others and follow his example.

Share some of the prayers that the children have written.

# Christ the King



I was hungry and you fed me.  
I was thirsty and you gave me a drink.  
I was homeless and you gave me a room.  
I was shivering and you gave me clothes.  
I was sick and you stopped to visit.  
I was in prison and you came to me.  
Matthew 25: 35-38



# Christ The King - Choice B

## Aim

To understand the sort of King Jesus is.

### Today's Readings

	Acts 2:14, 22-33
Psalm	Ps 16:1-11
NT	1 Pet 1:17-21
Gospel	Luke 24:13-35

### Today's Prayer

Lord Jesus  
Help us to come closer to you  
by reading the scripture  
Through prayer  
and through your love for us.  
**Amen.**

## Getting Started

Play a what / who am I game.

You will need to have some ideas in advance for the children to guess who or what you are thinking about. The answers should only be yes or no answers. For younger children, it is helpful to choose people or objects in the room.

Older children may be able to make up their own guess what I am.

## Today's Teaching -

*You will need 2 large sheets of paper to write on. In the centre of one have the name Jesus,, and in the centre of the other a drawing or picture of a crown, over the word Jesus. Some coloured pens to write with.*

### Bible Reading – Matthew 25:31-46

We are celebrating the festival of Christ the King, which marks the end of the church's year, when we remember all the things that are brought together in Christ.

On the sheet of paper with just the word Jesus on it, ask the children what we know about Jesus as a person on Earth. Depending on the age of the children you will get different responses. You may need to start them off e.g. he was born in Bethlehem, his parents were Mary and Joseph, he performed miracles. Ask them to think about things they have learnt in Sunday school over the last year.

You could ask them, but not record, the sort of things we do not know such as, what he liked to eat for breakfast, what his favourite game was as a child.

Why do we not know these details? – Because they are not recorded in the Bible, as they are not important to the message.

Read the Bible reading

© For younger children, you might read a abbreviated version of this as it is quite a long reading. The reading describes what will happen when Christ comes in glory.

- He will sit on his throne
- All the nations will be in front of him
- He will separate the sheep from the goats.

Explain to the children that the sheep are those people who have followed the teaching of Jesus and shown in their lives through words, actions and in their hearts. Goats are those who have not. With older children you could relate this to the parable of the sower. The sheep are those whose seed has fallen on fertile soil, the goats those whose seed has fallen on stony ground, or amongst the weeds.

Verses 35 - 40 ask who has helped others - the poor, the sick, the hungry etc. He says that these are his sheep.

Verses 41 - 46 explain the reverse. The goats are those who did not do these things or even notice the poor, hungry etc. These people will sit at his left hand

On the sheet of paper with the crown record what sort of King Jesus was – humble, helped people, died for us etc. And what sort of king he was not – rich powerful etc. You might use two different coloured pens for this.

## Today's Activity

*You will need an activity sheet for each child, pencils, crayons or coloured pencils, long pieces of card (to make crowns) items to decorate the crowns such as sticky shapes, felt tipped pens, gel pens, glitter etc sellotape and glue.*

You might wish to mark zig zags on the top of the crowns for the children to cut out. If your children are younger or time is limited you might cut these out beforehand.

The children will need to decorate the crowns. These can be sellotaped to fit each child.

The activity sheet is a memory verse for the children to colour and recite.

“Come you that are blessed by my father inherit the kingdom prepared for you.” Matthew 25:34

## Prayer and Worship

Say the prayer at the top of the session, or the Lord's Prayer, the collect for today or a prayer of your choice.

Suggested hymns: Christ is the King let the whole world rejoice.  
Rejoice the Lord is King.



## Bringing it All Together – Taking it to Others

Today we have been learning about Christ as our King, the type of person he was when he lived on earth, and also what sort of King he is.

The children could share the things that have been recorded on the two sheets – what Jesus was like as a person and what kind of king he was


Everyone could say the memory verse together.





COME YOU THAT ARE BLESSED  
BY MY FATHER INHERIT THE  
KINGDOM PREPARED FOR YOU

Matthew 25:34





# Harvest - Choice A

## Aim

To understand that we need to give thanks to God, for all the good things that he provides for us.

### Today's Readings

OT	Ezek 34:11-12, 15-17
Psalm	Ps 23
NT	1 Cor 15:20-26, 28
Gospel	Matt 25:31-46

### Today's Prayer

Dear Lord,  
You gave us Christ the King of all creation.  
Help us to live by his Gospel,  
and bring us to the joy of his Kingdom, where  
he lives and reigns forever.  
**Amen.**

## Getting Started

*You will need. Some bread dough that has been made and allowed to rise. You can make this on Saturday evening and put it in the fridge in a bowl. Bring it out as you leave for church. Also some chopping boards, and a baking sheet or small aluminium foil pie trays, enough for one each. Some cling film or small plastic bags.*

Divide the bread into equal pieces, so that each child has a piece of bread dough. The children can make their own bread roll shape. If you have access to an oven then you can cook the bread during the session. If not give each child a small aluminium tray to put their roll on to take home. Either way, the roll should be put in a plastic bag, or covered with cling film.

## Today's Teaching

You will need some seeds

### Bible Reading – 2 Cor 9:6-15

Today we are giving thanks for all the good things that God gives us.

☺For younger children, read verse 8 only.

God gives us all the food and nourishment that we need to sustain our life.

Can the children think of vegetables that would grow in fields, or fruit that would grow on trees in this country? What might grow in warmer countries?

You could make a list. Which ones have the children tasted or not tasted? Which is their favourite?

We need to say thank you to God for providing us with these things.

Show the seeds to the children. How does God help us to grow these seeds? He provides the rain and the sunshine. Without this they would not grow.

You could ask the children how the food gets from the farm to our plates and make a list.

We also need to say thank you to all the people who grow our food, and those who pack it and make sure that it arrives safely at the shops where we buy it. This can also be extended to the people who buy and cook the food that we eat.

✧ For Older children, read the whole reading. The reading is not just about the food that God gives us, but also about how his Kingdom grows. How 'seeds' sown by us will increase God's Kingdom.

This is a tricky concept. The seeds referred to in the reading are metaphorical seeds. These seeds are the way in which we spread the good news, show God's love and do his will. As other people see us behaving in a good way as God wants us to, they too may decide to follow Christ, and so the Kingdom of God grows. Just as our bread rolls rose and increased in size when we cooked them.

You might want to refer to some of the parables about growing the Kingdom, such as the parable of the mustard seed (Matt 13:31-35) although this is not part of today's readings.

## Today's Activity

*You will need an activity sheet for each child, pencils, and crayons.*

Today's activity is a colouring sheet. The colouring sheet shows a sheaf of corn. On the stalks of each piece of corn, the children can write something that they are thankful to God for. The sheaf can then be coloured in.

## Prayer and Worship

Sit the children in a circle on the floor, or around a table; and light a candle.

Say the prayer at the top of the session

The children can offer to God things that they are thankful for.

The Lord's Prayer, the collect for today or a prayer of your choice can be used to conclude


Suggested Hymns: .We plough the fields and scatter,  
The farmer comes to scatter the seed

## Bringing it All Together – Taking it to Others

Today we have been learning that we need to give thanks to God for everything that he provides for us, especially the food that we eat. We need to give thanks to God for this.

The children can show their colouring and might like to read out to the congregation some of the things that they are thankful for.

They can show the bread that they have made.



God is  
able to  
provide  
you with  
every  
blessing in  
abundance

**2 Cor 9:8**



# Harvest - Choice B

## Aim

To understand that God gives us everything we need.

### Today's Readings

OT	Deut 8:7-18 or 28:1-14
Psalms	Ps 65
NT	2 Cor 9:6-15
Gospel	Luke 12:16-30 or 17:11-19

### Today's Prayer

We thank you Lord for all the good things that you give us. We pray for places in the world where there is not enough to eat or drink.  
**Amen.**

## Getting Started

*You will need 7 cards each with a letter of the word harvest on, a large sheet of paper and a pen.*

Put the letters up on the wall or a board for the children to see, spelling the word harvest.

Challenge the children to make as many words as they can using the letters from the word 'Harvest'. Record the answers on the large sheet of paper. They do not have to have 7 letters in each word. See below

☺ Younger children might like to physically move the letters around.

Eg. starve, share, have, earth, heart, hear, tears, rest, tea, ear, vet, eat . There are many other words that can be made. We will be focusing on some of these today.

## Today's Teaching

### Bible Reading – Luke 12:16-30

You might like to find a simpler version of this for younger children.  
At his time of year we celebrate harvest, giving thanks for the food God has given us.

Who grows and gathers the food?

How does it reach our homes?    Expect a huge variety of answers from the children.

In this story the rich man had land that produced so much grain that he had to build some new barns to store it all in and all his possessions. He thought that he had enough for many years to come and so he relaxed, ate and drank. God had other ideas though. He told the man that he was a fool, and that he was going to die that night.

What was the use of all the grain and possessions that he had stored up?

This reading tells us that we should not worry about life because it is more than food and clothing. God knows what we need and will provide for us.

We all have lots of possessions, probably some that we hardly ever use. Ask the children what their favourite toy is.

Would they ever share it with anyone?

What would they be prepared to share with other people.

Would they be prepared to give their toys away?

God will provide everything we need, but not necessarily all the things we want.

Is everything equal and fair in the world?

Can you think of places where people do not have enough to eat?

Is it fair that we have enough money to buy food from all over the world and others do not?

Discuss the idea that some places have a very limited diet in terms of amount and variety of food.

## Today's Activity

*You will need an activity sheet for each child, pencils, crayons or coloured pencils, a small plastic or polystyrene tray for each child, some cress seeds, kitchen paper and water.*

Wet the kitchen paper and lay on a trays, sprinkle cress seeds. These can be taken home, where the children can watch them grow.

The activity sheet is a word search for the following words starve, share, have, earth, heart, hear, tears, rest, tea, ear, vet, eat

Complete the word search and colour and decorate the activity sheet.

## Prayer and Worship

Say the prayer at the top of the session, or the Lord's Prayer, the collect for today or a prayer of your choice.

Suggested hymns: We plough the fields and scatter  
The farmer comes to scatter the seed.  
For the beauty of the earth.


## Bringing it All Together – Taking it to Others

Today we have been learning how God provides us with all we need. We do not need to store our treasures and possessions

The children can show their cress seeds, and their decorated word searches

If you have the letters Harvest on A4 card, the children could show the letters and re arrange themselves to make different words. You will need to practise this beforehand.





V	E	E	R	D	G	A	G	F	T	R	X	G	H	Q
S	C	W	I	A	F	M	P	D	T	F	Y	W	P	M
J	O	F	D	L	F	C	R	L	C	L	N	K	C	T
A	R	F	O	E	C	I	P	Z	D	K	Y	H	E	J
B	P	V	H	Q	I	N	A	B	F	W	D	A	T	O
Z	V	I	B	R	P	G	P	V	E	A	R	T	H	E
H	J	S	C	Q	A	V	X	E	D	S	F	X	U	P
O	A	C	V	G	X	E	S	H	A	R	E	C	N	C
F	T	V	U	O	A	Q	H	P	H	S	Y	T	Q	T
W	L	P	E	R	Z	V	G	T	R	A	E	H	E	Z
O	X	H	H	T	S	A	C	K	E	F	E	V	F	F
X	A	Y	T	A	J	F	R	S	S	A	U	I	N	Z
B	D	W	L	E	S	Y	G	J	T	J	I	D	Y	S
E	V	R	A	T	S	I	A	D	S	O	N	T	H	I
I	D	D	R	D	M	G	M	V	E	L	R	J	P	N

STARVE   SHARE   HAVE   EARTH   HEART   HEAR  
TEARS   REST   TEA   EAR   VET   EAT