

# FOUNDATIONS

edited by

Diane Gordon, Karen Winder,  
Rona Dixon and Mary Moore

Worksheets and illustrations by  
Brian Beddowes

We are continually trying to improve Foundations, and we would welcome your feedback. We would be grateful if you could complete this short survey, and let us know your thoughts on Foundations

<https://www.surveymonkey.co.uk/r/ZGJGN36>

Advent Sunday to Pentacost – YEAR A

# Church Union

This part first published in Great Britain 2014

All rights reserved; no part of this publication may be reproduced, stored in a retrieval system or transmitted in any form or by any other means electronic, mechanical, photocopying, recording or otherwise without the prior permission of the Publishers. The only exception to this are the pages prepared for photocopying which may be copied only for use with groups under the direction of the user of the book. This book may not be lent, resold, hired out or otherwise disposed of by way of trade in any form of binding or cover other than that in which it is published without the prior consent of the Publishers.

This book forms part of a series

ISSN 1369-8435

Typeset and Printed in Great Britain by the Additional Curates Society

The Additional Curates Society

16 COMMERCIAL STREET

BIRMINGHAM

B1 1RS

0121 382 5533

# Introduction

The Council of *Church Union* are delighted to bring to you this current issue of *Foundations* which has been completely re-designed by Diane Gordon, Lyn Mahoney, Karen Winder and Rona Dixon with a new illustrator Brian Beddowes. The work set before you represents a tremendous amount of work, energy and talent. Our children are such an important priority for us all in the establishment and maintenance of the Catholic Faith in the Church of England. We are confident that *Foundations* will inform, challenge and nurture this Faith. Please do feed back any comments to us, both positive and constructive, and any offers of help towards the next edition would be most welcome as we try and build up a new and fully comprehensive editorial team.

## Foreword

This weekly course of teaching for children and young people is offered to the Church by *Church Union*. We have put this course together drawing on our own experience of teaching children in parishes. We have had in mind the need for the material to:

Be able to be easily picked up and run by leaders who do not necessarily have detailed theological knowledge.

Be easily used by leaders who do not have a lot of time to prepare.

Be flexible to allow for sessions of different lengths of time.

Be adaptable: for small groups with wide age ranges, or large groups that are age specific.

We know the importance of being able to offer a regular weekly Sunday School, and hope that this material makes it as easy as possible to provide some straightforward teaching in a way that engages the children and helps to bring out the meaning from the scripture.

The material is based on the 3-Year Lectionary and so the children will be learning about the scripture readings that are also being read in church that day. Generally one reading for each week is taken as the basis of the lesson.

This is the third undertaking of this course and we continue to value feedback on the sessions, let us know what you like and what you don't like, and help us to develop the resource in future issues. We are also looking for more contributors, so if you think you could help, please let us know.

*Diane Gordon, Karen Winder, Rona Dixon and Mary Moore*  
Editors


# General Guidance Notes for those Leading the Sessions

1. The material is designed with a high degree of flexibility.
2. The material is pitched at 7 to 10 year old children, but where you see this symbol ☺ this is a suggestion for younger children, and where you see this symbol ⚙ this is a suggestion for older children.
3. The Bible translation used in preparation is the Jerusalem Bible.
4. We recommend that you look at the **Aim** for the week and read all of the Scripture passages prior to the lesson.
5. Each week is broken down into defined sections:
  - **Getting Started** – designed to introduce subject. It will often require the gathering of items.
  - **Today's Teaching** – This is the only section that is absolutely mandatory.
  - **Today's Activity** – practical activity involving worksheets with suggestions included where possible for younger/older children
  - **Prayer and Worship** – you can use this section differently depending upon how your Sunday School works – ie if it is entirely separate from the church worship you may wish to give this section high priority, whereas if your children re-join the church worship you may wish to omit, just use the prayer or say the Lord's Prayer.
  - **Bringing it All Together – taking it to others** – this section can also be used differently – some Sunday Schools share their work with the congregation, others put it on a display board – or it can simply be used to bring the session to a conclusion and recap.
6. You will need to ensure you make sufficient copies of the activity sheet.
7. In the worship section suggested hymns can be changed to one of your choice – or can be read from the hymn book rather than sung if required.
8. The "Our Father" can always be said as part of worship and prayer.



# Index

Title	Page No	Title	Page No
Advent Introduction - Choice A	7	Ash Wednesday - Choice A	149
Advent Introduction - Choice B	11	Ash Wednesday - Choice B	153
Advent Sunday - Choice A	13	Introduction to Lent	157
Advent Sunday - Choice B	17	1st Sunday of Lent - Choice A	161
Second Sunday of Advent - Choice A	21	1st Sunday of Lent - Choice B	165
Second Sunday of Advent - Choice B	25	2nd Sunday of Lent - Choice A	169
Third Sunday of Advent - Choice A	29	2nd Sunday of Lent - Choice B	173
Third Sunday of Advent - Choice B	33	3rd Sunday of Lent - Choice A	177
Fourth Sunday of Advent - Choice A	37	3rd Sunday of Lent - Choice B	181
Fourth Sunday of Advent - Choice B	41	4th Sunday of Lent - Choice A	185
The Nativity of the Lord - Choice A	45	4th Sunday of Lent - Choice B	189
The Nativity of the Lord - Choice B	49	5th Sunday of Lent - Choice A	193
Holy Family - Choice A	53	5th Sunday of Lent - Choice B	197
Holy Family - Choice B	57	Palm Sunday - Choice A	201
Mary Mother of God - Choice A	61	Palm Sunday - Choice B	205
Mary Mother of God - Choice B	65	Easter Sunday - Choice A	209
The Epiphany of the Lord - Choice A	69	Easter Sunday - Choice B	213
The Epiphany of the Lord - Choice B	73	2nd Sunday of Easter - Choice A	217
Baptism of the Lord - Choice A	77	2nd Sunday of Easter - Choice B	221
Baptism of the Lord - Choice B	81	3rd Sunday of Easter - Choice A	225
2nd Sunday in Ordinary Time - Choice A	85	3rd Sunday of Easter - Choice B	229
2nd Sunday in Ordinary Time - Choice B	89	4th Sunday of Easter - Choice A	233
3rd Sunday in Ordinary Time - Choice A	93	4th Sunday of Easter - Choice B	237
3rd Sunday in Ordinary Time - Choice B	97	5th Sunday of Easter - Choice A	241
Candlemas - Choice A	101	5th Sunday of Easter - Choice B	245
Candlemas - Choice B	105	6th Sunday of Easter - Choice A	249
5th Sunday in Ordinary Time - Choice A	109	6th Sunday of Easter - Choice B	253
5th Sunday in Ordinary Time - Choice B	113	Ascension day - Choice A	257
6th Sunday in Ordinary Time - Choice A	117	Ascension day - Choice B	261
6th Sunday in Ordinary Time - Choice B	121	7th Sunday of Easter - Choice A	265
7th Sunday in Ordinary Time - Choice A	125	7th Sunday of Easter - Choice B	269
7th Sunday in Ordinary Time - Choice B	129	The Feast of Pentecost - Choice A	273
8th Sunday in Ordinary Time - Choice A	133	The Feast of Pentecost - Choice B	277
8th Sunday in Ordinary Time - Choice B	137		
9th Sunday in Ordinary Time - Choice A	141		
9th Sunday in Ordinary Time - Choice B	145		



# Introduction to Advent - Choice A

## The Circle of Advent

The lessons for the four Sundays in advent can be used to enable each child to create The Circle of Advent, building up week by week. The lessons can also be used as individual lessons if preferred.

To do this you will need 4 copies of the quarter circles from the Introduction to Advent worksheet copied onto card. You may also wish to create a large version for display on a noticeboard in the church, which can also be built up week by week during Advent and completed as part of the “Bringing it together – taking it to others” section.

You will also need backing sheets large enough for the 4 quarter circles to be stuck on to make the full circle. These should be headed “The Circle of Advent”

The circle sections for each week are:

Advent 1 – The Patriarchs

Advent 2 – The Prophets

Advent 3 – John the Baptist

Advent 4 - The Blessed Virgin Mary


The central circle which remains when the 4 Sundays of Advent are stuck together is for Christmas Day

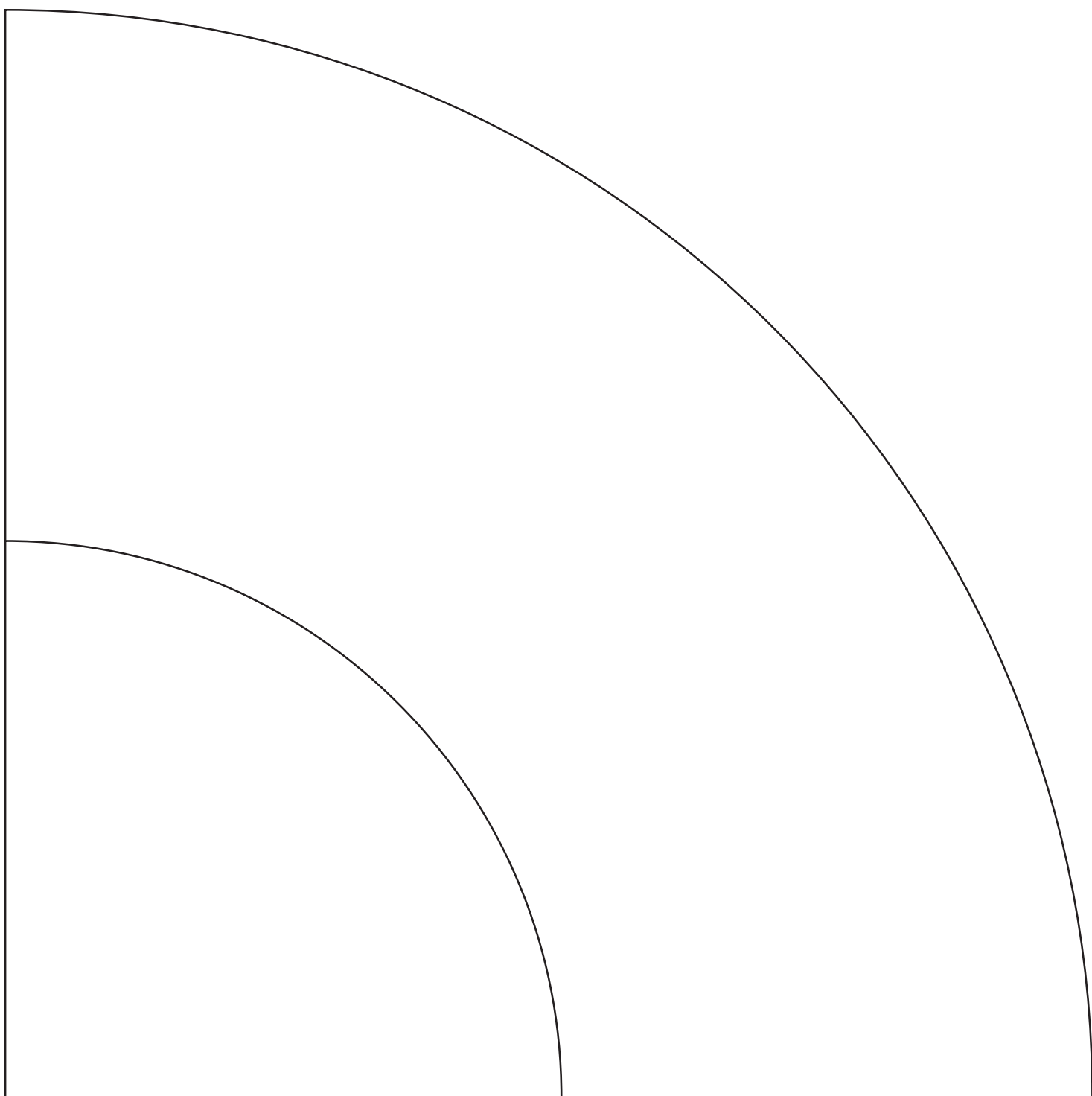
## Prayer Time in Advent


For the prayer time in advent, it would be helpful if you have either a special purple candle to light, or you could have a replica of the Advent Wreath being used in church, with 4 candles, one for each Sunday, and a large central one for Christmas Day.

On Advent 1 you would light the first candle only; on advent 2 you would light candles 1 and 2; on advent 3 - 1, 2, and 3; and on advent 4, all four candles would be lit.

If you meet on Christmas Day then the central candle is also lit.







## Introduction to Advent - Choice B

Advent is a time of preparation, and also a penitential season like Lent. The altar frontals and clergy vestments are purple to reflect this.

This year we are thinking about how we can prepare ourselves for the coming of the Lord. The children will produce a number of symbols that represent ways in which we as Christians can prepare ourselves for Christmas.

The symbols can be hung on an 'Advent Tree'. This tree can take many forms and you might wish to discuss with you Parish priest which is most appropriate.

1. You might use a small Christmas tree that would stand on a table either real or artificial.
2. You could make a tree that slots together from thick cardboard and then painted. To do this you will need to draw 2 identical Christmas tree shapes on to an old cardboard box. One tree will need a long slot going halfway down the tree to be cut. The width needs to be the same thickness as the cardboard. the other needs a slot from the bottom to halfway up. Again the slot needs to be the same width as the thickness of the card. When painted the trees can be slotted together at right angles to each other.
3. If you have display place in church, then a 2d Christmas tree can be drawn on green paper and put up on the display board.

Each week during Advent the Activity Sheet will make an item which can be added to the Advent Tree, but can equally be treated as a stand-alone sheet with items that the children can take home. The items are as follows:

- Advent 1 = A candle representing Jesus as the Light of the World
- Advent 2 = A Pilgrim Shell where the children can say sorry to God
- Advent 3 = A icon of the Blessed Virgin Mary in a frame containing the words of the “Hail Mary”
- Advent 4 = A Herald Angel bringing the message of the Good News of the imminent birth of Christ.

The items for the Advent Tree can be made in paper or card. String, wool or parcel ribbon can be used for hanging the items on the tree.

You could choose to make an extra item each week for the Advent Tree, or if you have only a few children, then you might wish to put everyone's items on the tree.





# Advent Sunday - Choice A

## Aim

To understand that Advent is a time for preparing for Jesus to come

### Today's Readings

<b>OT</b>	<b>Isa 2:1-5</b>
<b>Psalm</b>	<b>Ps 122</b>
<b>NT</b>	<b>Rom 13:11-14</b>
<b>Gospel</b>	<b>Matt 24:37-44</b>

### Today's Prayer

Lord Jesus, On this first day of Advent, we ask you to help us:  
to live by the light of faith,  
to prepare for your coming as a baby  
to look forward to when you come again in glory.  
**Amen.**

## Getting Started

Have a large sheet of paper or a white board for gathering ideas

Ask the children if they know what day it is today – prompt is necessary – it is Advent Sunday.

Ask them to say what they know about advent – writing the ideas down on the sheet or white board.

Prompt for the following:

The colour is purple (It is the start of the period of preparation leading up the celebration of the nativity of Jesus)

The word “Advent” means “coming”

There are four Sundays in Advent.

Advent Sunday is the first Sunday of the Christian year.

We are waiting for the baby Jesus to be born.

We are also awaiting for Jesus to come again in glory – this is known as the second coming.

Each Sunday in Advent has a special message:

Advent 1 – The Patriarchs

Advent 2 – The Prophets

Advent 3 – John the Baptist

Advent 4 - The Blessed Virgin Mary

Talk about these things as the children say their ideas, and then add any that have been missed.

## Today's Teaching

### Bible Reading - Matthew 24:42-44:

Today we are thinking about the Patriarchs. We recall the three great forefathers of Israel – Abraham, Isaac and Jacob. They were called to live by the light of faith, and to journey in the hope of God's promised fulfilment. We are on a journey too – not a physical journey travelling from one place to another – but a journey of faith in our hearts. We need to be watchful and ready to receive Christ into our hearts. We can use the time of Advent to help us to be ready, by remembering to pray each day; to read our Bibles; to serve others and be kind and good.

Read these three verses from Matthews's Gospel. This reading is about the second coming of Jesus.

WE are urged to “Stay Awake”. Ask the children what they think this means:

Obviously it does not mean that we never go to sleep! What it does mean is that we should be ready in our hearts for Jesus at the second coming.

How do we keep ourselves ready? Through bible reading, prayer, and serving others, and by saying sorry for our sins every day and forgiving others.

## Today's Activity

*You will need an activity sheet for each child, some purple tissue paper, glue, colouring pens and pencils*

*Today we are creating the first section of our Advent Circles*

*Fill the outer circle with scrunched up purple tissue paper glued on too it.*

*Colour the letters of the word "Patriarchs" on the worksheet and stick them into the circle section, colour the circle faces of Abraham, Isaac and Jacob and stick them on too.*

*Make the large section of the Advent Circle for the noticeboard in church.*

☀ *Older children may wish to look at the first part of today's Gospel reading – Matthew 24:37-41 and draw up a list of comparisons between the flood at the time of Noah and the second coming*

☺ *Younger children can colour the section purple rather than using the tissue paper if it is easier. They can add wool for the hair of the patriarchs.*

## Prayer and Worship

For the prayer time in advent, it would be helpful if you have either a special purple candle to light, or you could have a replica of the Advent Wreath being used in church, with 4 candles, one for each Sunday, and a large central one for Christmas Day. Today you would light the first candle only.

Ask the children to be still and quiet, and to ask God to help them to prepare and be ready for the coming of Jesus. Allow a period of silence that seems appropriate for your group and then pray the prayer at the top of the page.

Say the Lord's Prayer together.

Suggested hymns: Long ago, prophets knew  
From heaven you came, helpless babe (The Servant King)  
Hills of the North Rejoice

## Bringing it All Together – Taking it to Others

Ask the children to share with the congregation what they have learnt about Advent using the ideas from the Getting Started section.

Explain that you are making an Advent Circle over the four weeks of Advent, showing some of today's circle sections and explain about the patriarchs and their journey of faith. Explain about the need to be awake, alert and ready to receive Jesus. If you have made a large circle section for display on the notice board then position this now.

Name

Age

# PATRIARCHS





# Advent Sunday - Choice B

## Aim

To understand that we must be prepared for the coming of Jesus.

### Today's Readings

First Sunday of Advent

OT Isa 2:1-5

Psalm Ps 122:1-9

NT Rom 13:11-14

Gospel Matt 24:37-44

### Today's Prayer

Father God,  
help us to prepare our hearts ready for the  
coming of your son our saviour, waiting patiently  
for his birth.

**Amen.**

## Getting Started

For this activity you will need to make some cards for the children each card naming a situation that requires preparation, e.g. making a cake, going camping overnight, a birthday party, a day trip to the beach.

Group the children in small groups of 2 or 3, and give each group a different card. On the back of the card, they need to write a list of everything that they will need ready in order to be able to complete the task. Give the children 5 minutes to complete this.

The children need to feed back their list to everyone else.

Discuss what would happen if you had not organised yourself in advance?

## Today's Teaching

### Bible Reading – Matt 24:37-44

Advent is from the Latin word *adventus*, meaning arrival. Advent is a time of preparation, when we prepare for the coming (arrival) of Our Lord.

☀ If you have older children, read them the whole of the Gospel reading.

☺ For younger children only read verses 42-44.

The reading tells us that we must be ready for our Lord's coming, because we do not know which day or what time he will appear. There is danger here because if you have to wait for something for a very long time, you give up hope.

Can you think of anything that you were very excited about and had to wait for?

Did you get fed up with waiting and lose hope, or were you patient?

In the 1st century, the Jewish people had been waiting expectantly for about 500 years. To them, it must have seemed that the Messiah who had been promised to them in the Old Testament, was never coming. They needed to wait patiently in hope and expectation. They knew what signs they needed to look for because they were told by the prophets. They also knew where he would be born, who his ancestors were, what he would be called and also some of the things that would occur during his life. There are over 300 references to him in the Old Testament.

In the reading today, Matthew stresses the importance of being prepared. He gave a number of examples of who was and who was not prepared. Can you remember any?  
We must be prepared too. Prepared for the birth of Jesus and also to follow Jesus and walk in his light.  
In the Old Testament reading Isaiah in verse 5 tells us  
'Come, let us walk in the light of the Lord'

How can we prepare for the coming of Jesus the Light of the World?

- Reading the Bible: perhaps following an advent reading course (older children).
- Praying daily.
- Ensuring that everything we do and say is what Jesus would want us to do and say.
- Thinking about people less fortunate than ourselves, and working out how we might help, eg donating food to your local food bank, or filling a Christmas shoebox.

## **Today's Activity**

*• You will need an activity sheet for each child copied onto card, pencils, crayons or coloured pencils, glue or sellotape, some string or similar for hanging the candles.*

*On the activity sheet there is a candle to be made and coloured in.*

*The rectangle needs to be coloured in before the long sides are joined together with glue or sellotape.*

*The candle then needs the flames attached to the inside of the candle at the top with glue or sellotape.*

*The flame needs a small amount of glue to join the flame at the top. Lastly make a small hole in the top of the flame to put the piece of string through to hang it on the Advent Tree.*

## **Prayer and Worship**

Light a candle and then say the prayer at the top of the session, or the Lord's Prayer, the collect for today or a prayer of your choice.

Suggested hymns: We are marching in the light of God  
Lord the light of your love is shining  
Walk in the light of the Lord


## **Bringing it All Together – Taking it to Others**

Today we have been learning that we need to be prepared for the coming of Jesus. We have made candles to hang on the advent tree, to represent Jesus the light of the world.

Explain that during Advent we are making an Advent Tree which is displayed in church. Today we are adding the first item to the Advent Tree – a candle to show that Jesus is the Light of the World.

Name

Age



GLUE

JESUS IS THE LIGHT OF THE WORLD





## Second Sunday of Advent - Choice A

### Aim

To understand that the events of Jesus had been foretold by the Old Testament prophets

### Today's Readings

OT	Isa 11:1-10
Psalm	Ps 72
NT	Rom 15:4-9
Gospel	Matt 3:1-12

### Today's Prayer

Lord Jesus. Light of the world  
The prophets said you would bring peace  
and save your people in trouble  
Give peace in our hearts at Christmastide  
and show all the world God's love. **Amen**

### Getting Started

For this activity you will need a wrapped up parcel, a torch, a map and a bible

Holding each item it turn ask the children what they might think about when they see each item, and how it could help them.

1. Wrapped up parcel – someone's birthday, maybe? What might be inside it?
2. Torch – something to help us see the way
3. Map – something to help find the way
4. Bible – something to help us to understand

All of these things would help us in different situations

Reading the bible can help us to understand God and Jesus more. sometimes things in the Old Testament foretell the events of the New Testament.

### Today's Teaching

#### Bible Reading - Matthew 3:1-6:

On the second Sunday of Advent we think about the prophets in the old testament who foretold events in the life of Jesus.

Specifically here we see how the prophet Isaiah foretold how John the Baptist would be preaching about repentance and forgiveness and the coming of Jesus.

In verse 3 Matthew recalls what Isaiah had said about John the Baptist:

"A voice cries in the wilderness. Prepare a way for the Lord, make his path straight"

When the people had repented of their sins and been baptised by John, they were much more receptive to the coming of Jesus into their hearts.

Being sorry for our mistakes and saying sorry for them, clears the way in our hearts for Jesus and it is an important part of our preparation during Advent

## Today's Activity

*You will need an activity sheet for each child, some purple tissue paper, glue, colouring pens and pencils*

*Today we are creating the second section of our Advent Circles*

*Fill the outer circle with scrunched up purple tissue paper glued on to it.  
Colour the letters of the word "Prophets" on the worksheet and stick them into the circle section, colour the picture of the prophet Isaiah and the Bible quotation and stick these onto the circle section too.*

*Make the large section of the Advent Circle for the noticeboard in church.*

- ☀ *Older children may wish to create an acrostic prayer about prophets, using each letter of the word to give a word or phrase about them.*
- ☺ *Younger children can colour the section purple rather than using the tissue paper if it is easier, they can add stars or stickers to the circle section.*

## Prayer and Worship

For the prayer time in advent, it would be helpful if you have either a special purple candle to light, or you could have a replica of the Advent Wreath being used in church, with 4 candles, one for each Sunday, and a large central one for Christmas Day. Today you would light the first two candles.

Ask the children to be still and quiet, and to ask God to help them to hear the messages from the prophets.

Allow a period of silence that seems appropriate for your group and then pray the prayer at the top of the page.

Say the Lord's Prayer together.

Suggested hymns: Hark a herald voice is calling:  
Come thou, long expected Jesus

## Bringing it All Together – Taking it to Others

The children can share the third circle section and explain that this represents John the Baptist.

Share what the prophet Isaiah predicted in today's lesson – and explain that he was talking about John the Baptist.

We will be learning more about John the Baptist next week.

Name

Age

# PROPHETS



“A voice cries in the wilderness.  
Prepare a way for the Lord,  
make his path straight”



## Second Sunday of Advent - Choice B

### Aim

To understand how John the Baptist prepared the people for the coming of the Messiah.

#### Today's Readings

OT	Isa 11:1-10
Psalm	Ps 72:1-17
NT	Rom 15:4-9
Gospel	Matt 3:1-12

#### Today's Prayer

Father God,  
we are sorry for all the things that we have said  
and done that have hurt others. Help us to  
make amends.  
**Amen.**

### Getting Started

You will need a doll, a bowl of water and a scallop shell (you might be allowed to borrow the shell used for baptism from your priest).

Ask the children if they remember being baptised. Ask if they have ever seen anyone baptised, young or old.

Explain that the baby is baptised in water on the forehead. Using the doll, scallop shell and bowl of water, show how this is done.

You might have someone who does baptisms in your church, eg the curate or a retired clergyman who would be prepared to come and demonstrate this to the children.

### Today's Teaching

#### Bible Reading – Matt 3:1-12

Read the Gospel reading to the children

☺ For younger children read verses 1-6 and 11

In this reading John the Baptist is telling everyone that they must prepare themselves for the coming of the Kingdom of God. Matthew reminds us that Isaiah prophesied that John would come to prepare people for the coming of the Lord.

**How does he prepare the people for Jesus' coming? He baptises them in the River Jordan. What is the purpose of baptising people with water?**

In the Christian church we enter the family of God through Baptism. However in this reading, John baptises the people of Jerusalem and Judea with water as a symbol of repentance, he is washing away all the sins they have committed, and then recreating them in the image of God. He is reminding them that they must do this to be ready for the coming of the Kingdom of God.

#### How can we prepare ourselves?

Ask the children how they are preparing for Christmas at home.

At this time families become very busy preparing for Christmas, buying and wrapping presents, writing and sending Christmas cards, cleaning the house for visitors who might come, putting up Christmas trees and decorations.

However, although we need to do these things, we also need to prepare our hearts and minds to welcome the baby Jesus who will be born in a stable in Bethlehem. John told the people that they were

to repent - ask forgiveness for the things that they have done wrong.

Explain to the children that not everything that we need to do to prepare for the coming of Our Lord at Christmas is about rushing around. We also need to spend some time each day talking and listening to God, through prayer. Challenge the children to try to spend 10 or 15 minutes each day quietly with God, praying. Remind or ask the children what we should include when we pray

- Praising God, telling God how much you appreciate Him and express your love for Him.
- Asking forgiveness for the things that we have done wrong.
- Thanking God for all the wonderful things that he provides us with.
- Asking God for the things you would like him to do for you, such as making peace in the world, or asking him to make people well etc.

## **Today's Activity**

You will need an activity sheet for each child copied onto card, pencils, crayons or coloured pencils.

On the activity sheet is a shell, similar to the shells used in some churches for baptism: the beginning of our Christian journey. The shell is also the symbol of the pilgrims journey. On our pilgrim journey in life we often get things wrong and need to say sorry and ask God for forgiveness.

The children can write or draw things on the shell that they want to say sorry for. This is part of our preparation for Christmas. The top of the shell needs to have a small hole punched in it and string threaded through it to hang on to the Advent Tree.

## **Prayer and Worship**

Light a candle and pray this children's confession together or use another suitable one that you might have.

Our heavenly Father,  
Thank you that you love us and care for us all the time.  
We know that this week we have not always lived the way you tell us.  
We have done wrong things and not done all the good things we should have done.  
Only you can save us,  
so please forgive us and help us to live as your friends.  
We ask this in Jesus' name.  
Amen.

Say the prayer at the top of the session, or the Lord's Prayer, the collect for today or a prayer of your choice.

Suggested hymns: God forgave my sin in Jesus' name.  
O Jordan's bank the Baptist cries


## **Bringing it All Together – Taking it to Others**

Today we have been learning how John the Baptist prepared the people of Jerusalem for the coming of our Lord, by baptising them, asking them to say sorry for the things that they have done wrong (repent).

We have also made the second item for our Advent Tree – A Pilgrim Shell which represents us saying sorry to God.

Name

Age







# Third Sunday of Advent - Choice A

## Aim

To learn how John the Baptist teaches us how to prepare for Jesus

### Today's Readings

<b>OT</b>	<b>Isa 35:1-6a, 10</b>
<b>Psalm</b>	<b>Ps 146</b>
<b>NT</b>	<b>Jas 5:7-10</b>
<b>Gospel</b>	<b>Matt 11:2-11</b>

### Today's Prayer

Lord Jesus, Light of the world  
John told the people to prepare,  
for you were very near  
As Christmas grows closer day by day  
Help us to be ready to welcome you. **Amen.**

## Getting Started

A large sheet of paper to gather ideas on headed "preparing our homes for visitors"

Ask to the children to think about the preparations that are made at their home when someone is coming to stay. There will be a need to make the house clean and tidy, a need to stock up with food, and find extra places for people to sleep. Put these ideas onto the sheet - hopefully you can include things like

- Making the home clean and tidy
- Making extra space for visitors to sleep
- Make sure there is plenty of food

Today we are going to learn about preparations of a different kind.

## Today's Teaching

### Bible Reading – Matthew 11:7-11

On this Third Sunday of Advent we think about John the Baptist. Last week we learned how the prophet Isaiah foretold about John the Baptist, his message and his purpose in life.

Read the verses from Matthew's Gospel.

Jesus asks the people what they went into the wilderness to see.

It wasn't a reed swaying in the wind – no, it was to see a man with a very clear message – a man who encourages them to repent of their sins and to have them washed away for a fresh start when Jesus comes.

It wasn't to see a man wearing fine clothes – for such people lived in palaces and not in the wilderness. It was, in fact, to hear the message of a prophet, John was letting the people know that Jesus' arrival was imminent.

Matthew again refers to the Old Testament prophets and draws our attention to:

"Look, I am going to send my messenger before you

He will prepare your way before you"

## Today's Activity

*You will need an activity sheet for each child, some pink tissue paper, glue, colouring pens and pencils*

Today we are creating the third section of our Advent Circles

Fill the outer circle with scrunched up pink tissue paper glued on to it.

Colour the letters of the words "John the Baptist" on the worksheet and stick them into the circle section, colour the picture of John the Baptist and the Bible quotation and stick these onto the circle section too.

Make the large section of the Advent Circle for the noticeboard in church.

- ☀ Older children may wish to create a Poster headed "Preparing for Jesus to come" and list the ways in which we can prepare during Advent for Jesus coming on Christmas day.
- ☺ Younger children can colour the section pink rather than using the tissue paper if it is easier, they can add little pictures of doves to the circle section.

## Prayer and Worship

For the prayer time in advent, it would be helpful if you have either a special purple candle to light, or you could have a replica of the Advent Wreath being used in church, with 4 candles, one for each Sunday, and a large central one for Christmas Day. Today you would light the first, second and third candles.

Ask the children to be still and quiet, and to ask God to help them to hear the message that John the Baptist brought about forgiveness.

Allow a period of silence that seems appropriate for your group and then pray the prayer at the top of the page.

Say the Lord's Prayer together.

Suggested hymns: On Jordan's Bank the Baptist's cry  
Oh Little Town of Bethlehem

## Bringing it All Together – Taking it to Others

The children can share the third circle section and explain that this represents John the Baptist.

They can use posters created by the older children headed "preparing for Jesus to come" to share their ideas on this

They can also read the verse from the worksheet.

**Next week we will be learning about the Blessed Virgin Mary.**

Name

Age

# JOHN THE BAPTIST



“Look, I am going to send  
my messenger before you  
He will prepare your way  
before you”



## Third Sunday of Advent - Choice B

### Aim

To understand that we need to be patient as we wait for the birth of Jesus.

### Today's Readings

Trinity Sunday

OT	Isa	35:1-6a, 10
Psalm	Ps	146:6c-10
NT	Jas	5:7-10
Gospel	Matt	11:2-11

### Today's Prayer

Eternal Father, as Mary waited patiently for the birth of her son, so we wait patiently for his coming, to see with her, our great salvation in Jesus Christ our Lord.

**Amen.**

### Getting Started

A waiting your turn patiently game: play a quick board or card game, where everyone has to wait their turn or make up a small jigsaw where the children will need to wait patiently to take their turn.

Put a prize, eg a small sweet, in a bowl for each child and tell them that they can have it after Mass. Put the bowl near to them during the teaching session.

### Today's Teaching

#### Bible Reading – James 5:7-8

Today's Bible reading reminds us that we need to be patient as we wait for the birth of Jesus.

Remember two weeks ago when we talked about how patient the Jews were, they had waited over 500 years for the coming of the Messiah. We only have 4 weeks in advent to prepare ourselves, but even so it can seem that the birth of Jesus on Christmas day will never arrive.

In the Bible reading, the farmer has to wait patiently for his crop to grow.

What does patience mean? - The ability to wait, or to be able to continue doing something, even when it is difficult.

When do you need to wait patiently?

☺ Have a discussion about when you need to be patient in the waiting sense.

✱ Encourage the children to talk about patience in both senses of the word.

What is the opposite of patience? Impatience

Encourage two of your children to act out the situation where one is standing at the front door ready to go out, and the other is not ready because..... they need to go and get their shopping list, find the house keys, put their coat and shoes on etc. The person who is ready needs to become increasingly irritated.

Do you think it was kind to become impatient?

In Galatians, patience is one of the gifts of the spirit. Galatians 5 : 22-23 . God has given us the gift of patience, we need to show that we can be patient with one another.

## Today's Activity

You will need an activity sheet for each child copied on to white card, pencils, crayons or coloured pencils.

Mary had to be patient waiting for her baby to arrive. Some of the children might also have experienced waiting for the birth of a baby.

The activity today is to make an icon of Mary the mother of our Lord.

The children need to colour the icon. Think carefully about the colours. Mary is usually depicted wearing blue and carrying a white lily as in this picture.

Around the picture are the words

Hail Mary Full of Grace  
The Lord is with you  
Blessed art thou among women  
And blessed is the fruit of thy womb, Jesus

The children can learn these as a memory verse.

The top of the icon needs to have a small hole punched in it and string threaded through it to hang on to the Advent Tree.

## Prayer and Worship

Prayer, the collect for today or a prayer of your choice.

If you choose the Angelus, you might want to have it copied on card, or written out on a large sheet of paper for all the children to see.

Suggested hymn: Come thou long expected Jesus  
Tell out my soul

## Bringing it All Together – Taking it to Others

Today we have been learning that we need to be patient waiting for the birth of Jesus, just like the farmer in the New Testament reading had to be patient and wait for his crops to grow.

We have also made the third item for our Advent Tree – An icon of the Blessed Virgin Mary, with the words of the “Hail Mary” around the edge for the children to learn.

Don't forget to give the children their small sweet that they have been waiting patiently for.

Name

Age

HAIL MARY FULL OF GRACE

AND BLESSED IS THE FRUIT OF THY WOMB, JESUS



THE LORD IS WITH THEE

BLESSED ART THOU AMONGST WOMEN





## Fourth Sunday of Advent - Choice A

### Aim

To learn from Mary the importance of being obedient to God

#### Today's Readings

<b>OT</b>	<b>Isa 7:10-14</b>
<b>Psalm</b>	<b>Ps 24</b>
<b>NT</b>	<b>Rom 1:1-7</b>
<b>Gospel</b>	<b>Matt 1:18-24</b>

#### Today's Prayer

Lord Jesus, Light of the world.  
Bless Gabriel who brought good news.  
Bless Joseph who listened to the angel  
Bless Mary your Mother and ours  
Bless your church preparing for Christmas  
Bless your children waiting for you. **Amen**

### Getting Started

You will need a large sheet of paper for gathering ideas

Begin the session by asking the children if they know anything about Angels. Gather the ideas on the sheet of paper. They may be able to recall some times when Angels are mentioned in Bible stories – the heavenly host singing over the stable when Jesus was born – angels at the empty tomb on Easter morning and at the time when Jesus ascends into heaven.

Angels often bring messages from God. They can be the bearers of great news.

There is a very important message brought by an Angel, called Gabriel, to Mary that announces the fact that Jesus is going to be born. This event is called the Annunciation in the Bible.

There is a visit from a second angel at this time too, and today we are going to learn about that.

### Today's Teaching

#### Bible Reading – Matthew 1:18-24

Read the Gospel passage or ask a confident older child to do so:

On the fourth Sunday in Advent we think about the Blessed Virgin Mary and her important “yes” which enables her to become the Mother of God.

Today, though, we learn about a visit by a second angel, who helps Joseph to make a very important decision.

Mary and Joseph were engaged, but before they were married Mary was found to be pregnant by the Holy Spirit. Joseph had resolved to divorce her quietly, but then an Angel came and gave him new directions.

The Angel explains that the Holy Spirit is the Father, and instructs Joseph to take Mary home as his wife. Matthew again refers to the Old Testament prophets and draws our attention to:  
“The virgin will conceive and give birth to a son and they will call him Immanuel”

## Today's Activity

*You will need an activity sheet for each child, some purple tissue paper, glue, colouring pens and pencils*

*Today we are creating the fourth section of our Advent Circles*

*Fill the outer circle with scrunched up purple tissue paper glued on to it.*

Colour the letters of the words "Mary Mother of God " on the worksheet and stick them into the circle section, colour the pictures of Mary, Joseph and the angel, cut them out and stick them to the circle section.

Make the large section of the Advent Circle for the noticeboard in church.

☀ Older children may wish to create a Poster headed "Angels and their messages" and list the different visits of angels in the bible and the messages they brought..

☺ Younger children can colour the section purple rather than using the tissue paper if it is easier, they can add little pictures of small angles to make a heavenly host..

## Prayer and Worship

For the prayer time in advent, it would be helpful if you have either a special purple candle to light, or you could have a replica of the Advent Wreath being used in church, with 4 candles, one for each Sunday, and a large central one for Christmas Day. Today you would light the first, second, third and fourth candles.

Ask the children to be still and quiet, and thank God that Mary said "Yes" to the angel and that Joseph was prepared to care for Mary and the baby.

Allow a period of silence that seems appropriate for your group and then pray the prayer at the top of the page.

Say the Lord's Prayer together.

Suggested hymns: What do you want of me, Lord?  
Hills of the north rejoice.

## Bringing it All Together – Taking it to Others

The children can share the fourth circle section and explain that this represents the Blessed Virgin marry with Joseph and the angel John the Baptist.

They can use posters created by the older children headed "Angels and their messages" to share their ideas on this

They can also read the verse from the worksheet.

Next we will have something to add to the Advent circle for Christmas Day.

Name

Age

# Mary, Mother of God



“The virgin  
will conceive and give birth  
to a son and they  
will call him Immanuel”



## Fourth Sunday of Advent - Choice B

### Aim

To teach the children that God is the one true God, but three Persons in the Trinity.

### Today's Readings

Trinity Sunday

OT	Deut 4: 32-34, 39-40
Psalm	Ps 33
NT	Rom 8: 14-17
Gospel	Matt 28: 16-20

### Today's Prayer

Almighty God,  
thank you for being our Father,  
for giving us your Son.  
Please send your Holy Spirit to help us  
remember you are the Blessed Trinity.  
**Amen.**

### Getting Started

For this activity you will need some pictures of different types of angels.

Ask the children what they think about angels

What do angels do?

What do angels look like?

This might stimulate quite a discussion, especially with older children.

Angels are neither human or divine, they are made by God, and derive all that they do from God.

Show children the pictures of angels if you have any

### Today's Teaching

#### Bible Reading – Matt 1:18-24

This Bible reading tells the story of how Mary became the Mother of God, and how an angel appeared to Joseph in his dreams

☺ For young children you might find a simpler version of this story. Do not go any further than the angel visiting Joseph.

Matthew's Gospel does not mention the visit to Mary by the angel Gabriel, but it needs explaining to young children the Angel Gabriel visited Mary and an angel also visited Joseph to announce the Good News.

Joseph is asleep, and he sees in his dream an angel visit him, to tell him that Mary, who he was about to marry was going to have a baby. The angel told Joseph not to worry.

✧ Discuss with older children the idea of angels as messengers. There are many examples in the Bible of angels bringing messages to people.

- Luke 1 : 11-13 An angel appears to Zacharias
- Luke 1 : 26 - 38 An angel appears to Mary
- Luke 2 : 8 -11 Angels appear to the shepherds
- Matthew 28 : 5 - 7 Angels appear to the Mary's at the tomb

Ask the children to look these up in the Bible. What do these messengers have in common? The angels are bringing good news or give reassurance to people.

In Joseph's dream, the angel comes to reassure him. In verse 19, Joseph had been ashamed that Mary was to have a baby before they were married. At this time it would have been very shocking. The angel tells Joseph that he must not be afraid because it is the work of the Holy Spirit.

There are many other examples of angels appearing in the Bible both in the Old and New Testaments. Angels also have a role to protect God's people.

## Today's Activity

You will need an activity sheet for each child copied onto card, pencils, crayons or coloured pencils, glitter sequins etc to decorate angels, glue, sellotape a cocktail stick or similar and some string for hanging the angels.

On the activity sheet is a herald angel bringing the message of the Good News of the imminent birth of Christ.

The children need to decorate the angels' bodies using crayons glitter etc. the angels then need cutting out and the long sides gluing to produce a cone shape.

The face also needs colouring and then sticking with sellotape on to the cocktail stick. the cocktail stick then needs pushing through the angels' bodies and secured inside with sellotape.

The wings need decorating and attaching to the back of the body. A small hole can be punched in the head, and string attached for the angel to hang on the Advent Tree.

## Prayer and Worship

Light a candle.

Say the prayer at the top of the session, or the Lord's Prayer, the collect for today or a prayer of your choice.

Suggested hymns: Hark the Glad sounds  
O come O come Emmanuel

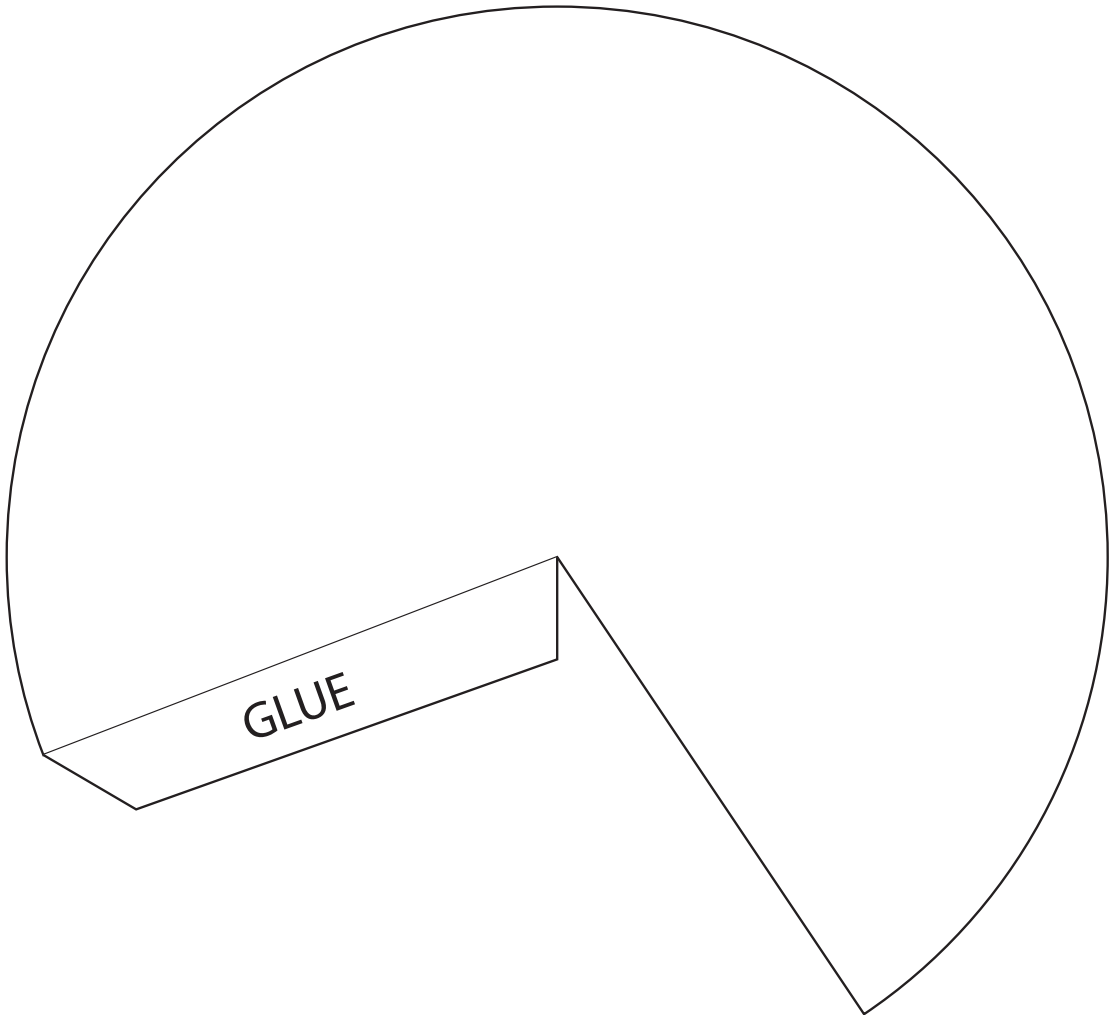
## Bringing it All Together – Taking it to Others

Today we have been learning how angels bring messages to God's people. In today's reading Joseph was visited by an angel in a dream, while he was asleep. The angel told him the Good News that Mary was to have a son. We have made our own angels.

Today we have added the Herald Angel as the final item on our Advent Tree

Name

Age







# The Nativity of the Lord - Choice A

## Aim

To give thanks for Jesus being born - God made man

### Today's Readings

OT	Isa 52:7-10
Psalm	98
NT	Heb 1:1-6
Gospel	John 1:1-18

### Today's Prayer

Glory to you heavenly Father,  
Thank you for sending us your son, Jesus,  
to live among us;  
to bring peace, good will  
and the hope of salvation.  
**Amen.**

## Getting Started

Sit the children in a circle. Play the game where we take turns to add another item to a list of things.

"If I were visiting baby Jesus and Mary today I would bring"

The first child adds a word to the sentence – such as "a baby's rattle" The next child says the sentence so far and adds another item such as "a knitted jacket", and the next child says the sentence so far and adds another item such as a "bonnet" and so on until the children run out of ideas or can't remember the full sentence.

## Today's Teaching

### Bible Reading – John 1:14

Today is the day we have been anticipating throughout Advent – the day we have been preparing for, and now we witness to the "Word made flesh". Jesus who is the Word that hovered over the waters at the dawn of the creation is brought into our midst as a tiny baby.

Even on that first Christmas morning the Glory of God was shining all around with hosts of angels singing his praise, shepherds bringing lambs and wise men bringing gifts.

We can really only gaze on the scene with awe and wonder and give thanks that our saviour has been born.

## Today's Activity

*You will need an activity sheet for each child, Small gold star stickers, glue, colouring pens and pencils (angel template for additional activity)*

Today we are creating the central circle of our Advent Circles

Colour the letters of the words "Nativity" on the worksheet and colour the picture of the nativity scene. Stick the picture into the central section of the Advent Circle

Make the central circle of the Advent Circle for the noticeboard in church.

☀ Older children may wish to create a Poster about all the visitors who came to see the baby Jesus – saying who they were and what they might have said...

☺ Younger children may wish to make a separate collage creating and colouring angels to make a heavenly host of angels..

## Prayer and Worship

For the prayer time today you can light the candles for all four Sundays on your advent ring and the central one for Christmas Day.

Ask the children to be still and quiet, and thank God that he gave us his Son to live among us

Allow a period of silence that seems appropriate for your group and then pray the prayer at the top of the page.

Say the Lord's Prayer together.

Suggested hymns: Hark the Herald Angles Sing  
Oh Little Town of Bethlehem  
See him lying on a bed of straw  
Little Jesus sweetly sleep

## Bringing it All Together – Taking it to Others

Today there is unlikely to be a sharing time, but the central circle can be placed on the large Advent Circle in Church.

Name \_\_\_\_\_

Age \_\_\_\_\_



**“The Word was made flesh, he lived among us, and we saw his glory, the glory that is his as the only Son of the Father, full of grace and truth.”**

**John 1:14**



# The Nativity of the Lord - Choice B

## Aim

To know the story of the birth of Jesus

### Today's Readings

OT	Isa 52:7-10
Psalm	Ps 98:1-6
NT	Heb 1:1-6
Gospel	John 1:1-18

### Today's Prayer

Glory to you heavenly Father,  
Thank you for sending us your son, Jesus, to  
live among us; to bring peace, good will and  
the hope of salvation.

**Amen.**

## Today's Teaching

### Bible Reading – John 1:1-18

Today the activity and teaching is a dramatic presentation of the Christmas story. If you talk to your parish priest in advance, you might be able to do this at some point in the service.

You will need to print copies of the script for the children.

#### Narrator 1

The Emperor Augustus ordered a census to be taken throughout the Roman Empire. Everyone then went to register himself each to his own town.

#### Narrator 2

Joseph went from the town of Nazareth in Galilee to the town of Bethlehem in Judea, The birth place of King David.

#### Narrator 3

Joseph went there because he was a descendant of David.

#### Narrator 4

He went to register with Mary, who was promised in marriage to him. She was pregnant, and while they were in Bethlehem, the time came for her to have her baby.

#### Narrator 5

Mary gave birth to her son, she wrapped him in bands of cloth and laid him in a manger.

#### Narrator 6

This was because there was no room for them in the inn.

#### Narrator 7

In that region shepherds were in the fields, keeping watch over their flocks by night.

#### Narrator 8

Then an angel of the Lord stood before them, and the Glory of the Lord shone around them, and they were terrified, but the angel said to them

#### Angel

Do not be afraid, see - I am bringing you good news of great joy for all people, to you this day, in the city of David, a Saviour who is the Messiah, the Lord, is born. This will be a sign to you: you will find him there lying in a manger wrapped in bands of cloth.

**Narrator 9**

And suddenly there was with the angel a multitude of the heavenly host praising God and saying

**All**            Glory to God in the highest    heaven and on earth peace among all men.

**Narrator 10**

When the angels had left them and gone to heaven, the shepherds said to one another

**Shepherds**

Let us now go to Bethlehem and see this thing that has taken place, which the Lord has made known to us.

**Narrator 11**

So they went with haste and found Mary and Joseph and the child lying in the manger.

**Narrator 12**

When they arrived, they told them what the angel had told them about the child.

**Narrator 13**

All who heard it were amazed at what the shepherds told them.

**Narrator 14**

But Mary treasured all these words and pondered them in her heart,

**Narrator 15**

The shepherds returned to their fields glorifying and praising God for all they had heard and seen.

## **Today's Activity**

You will need an activity sheet for each child, pencils, crayons or coloured pencils

The activity today is a picture of the stable in Bethlehem for the children to colour.

## **Prayer and Worship**

Light a candle

Say the prayer at the top of the session, or the Lord's Prayer, the collect for today or a prayer of your choice.

Suggested hymns:    Away in a manger  
                              O little town of Bethlehem

## **Bringing it All Together – Taking it to Others**

Today we have been learning about the birth of Jesus in Bethlehem

Name

Age



Glory to God in the highest, peace goodwill towards men





# Holy Family - Choice A

## Aim

To learn about the Holy Family and to see the example that they set.

### Today's Readings

OT	Ecclus 3: 3–7, 14-17a
Psalm	128: 1-5
NT	Col 3:12-21
Gospel	Matt 2:13–15, 19-23

### Today's Prayer

Lord Jesus,  
We are glad that Joseph took care of you and your mother, Mary, when you were a baby and small child. We know that you always respected and obeyed your parents. Help us to do the same.**Amen.**

## Getting Started Discussion:

Do you ever have arguments in your family?

Do you have disagreements, perhaps with a sister or brother?

How do you feel about them? Do they worry you? Do you sometimes get into trouble?

Most families have these kinds of problems from time to time. No family is perfect, but we are going to find out how we should behave in our families to make sure they are more like Jesus' family.

Who sorts out the problems in our families?

Do you find it easy to forgive? To be kind? To be loving?

We'll be finding out a bit later on what kind of family God wants ours to be. Tell the children that this applies to their own families (which incidentally could be a variety of adult/children ratios, hence there is a need for sensitivity) and also to the Church family to which we all belong.

## Today's Teaching

### Bible Reading – Matt 2: 13–15 and 19–23

You will need, if possible, a Bible for each child.

Give a little background into what kind of father Joseph was. He had to look after Mary on that long journey to Bethlehem. Do you think he was worried at that time? Or stressed? Joseph knew there was something very special about baby Jesus, especially after the wise men visited with their gifts (we will learn more about them next week). So Joseph was a very special father and had been carefully chosen by God, in the same way that Mary was carefully chosen to be Jesus' mother.

Either read the passage from St Matthew's Gospel, or ask the children to take turns reading the verses. Alternatively tell the story in your own words.

We can see from this story that Joseph was a really responsible husband to Mary, and father to Jesus, who was obedient to God all the time. He had to make that really difficult journey to Egypt, knowing that wicked King Herod was trying to find Jesus and kill him! Then when things were safe again he took his family back home to Nazareth in Galilee. Jesus' family is called the Holy Family, because they all lived the way God wanted them to, with Mary and Joseph respecting one another, and Jesus being obedient to his parents.

The other readings in church today are about how we should behave in our families. Let's explore some of their ideas. We probably can't have as perfect a family as Jesus, but we can try to do our best in our own families

## Today's Activity

*You will need an activity sheet for each child, pencils, paper, crayons, coloured pencils, etc.  
You will need the following verses written out on separate pieces of paper:*

(On the theme of putting on spiritual clothing, from Colossians chapter 3):  
You should be clothed in kindness and humility. (Col 3: 12)

You should be clothed in gentleness and patience. (Col 3: 12)

You should be clothed in sincere compassion. (Col 3: 12)

Over all these clothes...put on love. (Col 3: 14)

(On the theme of how we should behave):  
Forgive each other as soon as a quarrel begins. ( Col 3: 13)

The Lord has forgiven you; now you must do the same. (Col 3: 13)

May the peace of Christ reign in your hearts. (Col 3: 15)

Let the message of Christ... find a home with you. (Col 3: 16)

With gratitude in your hearts sing songs to God. (Col 3: 16)

Children, be obedient to your parents always, because that is what will please the Lord. (Col 3: 20)

Happy, all those who fear the Lord and follow in his paths. (Psalm 128: 1)

Your children will be like olive shoots around your table. (Psalm 128: 3 NIV)

☀ Older children can do the wordsearch on the activity sheet and copy the appropriate verse for each of the illustrations.

☺ Younger children can colour the illustrations and try the wordsearch.

## Prayer and Worship

Say the prayer at the top of this session and the Lord's Prayer.

Suggested Hymns: One More Step Along the World I Go  
Brother, Sister, Let Me Serve You

## Bringing it All Together – Taking it to Others

Show your activity sheets to the congregation. The children can recap on the story of the Holy Family's escape to Egypt. Some of them may like to read out Bible verses and say how important it is to respect one another, in our own families at home and in the church family.

Name

Age

# The Holy Family



---

---


---



---

---


---



---

---


---



---

---

---



---

---

---

E	R	C	K	E	W	P	M	E
Q	X	I	M	K	E	E	M	I
X	N	T	V	P	I	A	Y	X
D	T	E	A	H	O	C	G	G
S	U	H	Q	W	B	E	N	E
K	M	T	A	W	X	F	I	N
M	H	A	J	N	Z	U	V	T
A	X	P	C	A	K	L	O	L
H	U	M	B	L	E	F	L	E
I	V	Y	E	W	V	J	U	Q
L	Q	S	S	K	Z	S	Q	L
F	O	R	G	I	V	I	N	G
T	N	E	I	T	A	P	K	U

sympathetic kind patient thankful forgiving  
peaceful loving meek humble gentle



# Holy Family - Choice B

## Aim

To have some understanding of the Family life of Jesus and how this is an example of our own

### Today's Readings

Trinity Sunday

OT	Ecclus 3:2-6&12-14
Psalm	128
NT	Col 3:12-21
Gospel	Matt 2:13-15 & 19-23

### Today's Prayer

Thank you Lord that you are always watching over our families. May we rest in your love this day and every day.

**Amen.**

## Getting Started

Being aware of those who may be in difficult family situations, discuss life as part of a family. Have you brothers and sisters? Do you get on with them? Do you argue? Do you share with them? Do you all live together? Do you do things as a family eg. go on holiday, have a day out together? You are there for each other, in times of celebration and in difficult times.

Discuss being part of the 'Church family.' This is not just those whom we meet at our own Church, but those in the wider Church. There are many things we can do as part of the Church's Family, helping others, making others welcome, helping to keep the church clean, serving at the altar, reading the Epistle etc.

Our families protect us from harm too and we are going to read about how Jesus was protected from harm by Joseph.

In our reading today we are going to hear about the Holy Family, Mary, Joseph and Jesus.

## Today's Teaching

### Bible Reading – Matthew 2:13-15 & 19-23

Before our passage in St Matthew's Gospel we read about the wise men visiting Jesus, and how they were warned in a dream not to go back to Herod, but to return to their own country another way. Herod was the king at that time and having heard about Jesus, from the wise men, he felt threatened because he did not want anyone else to be king, and was determined to do anything to kill Jesus.

From today's reading we hear about an angel, sent by God, appearing to Joseph in a dream and telling him that the family was in great danger and that he was to take Mary and Jesus to Egypt, where they would be safe, away from King Herod. Joseph immediately responded to the angel's message and took Jesus and Mary to safety in Egypt.

After King Herod had died the angel of the Lord appeared in a dream to Joseph, telling him that it was now safe for him to take Jesus and Mary back to the land of Israel, in the region of Galilee. They settled in the town of Nazareth, where Jesus grew up, under their protection.

Joseph knew that his family was very special, that he and Mary had been given the great responsibility of caring for the child Jesus. Joseph listened to the angel's message and although travelling to Egypt would have been very difficult, he knew that Jesus needed to be protected,

## Today's Activity

You will need an activity sheet for each child, coloured pencils and a blank sheet for the older children,

- ☼ Older children may wish to record the story of the 'Flight into Egypt,' beginning with the message to Joseph from the Angel.
- ☺ Younger children can colour the heading, 'God's Family' and the outline of Mary, Joseph and Jesus. Around the Holy Family draw a picture of their own family and of the Church's family.

## Prayer and Worship

Say the prayer at the top of this session, the Lord's Prayer or the collect for today.

Suggested hymns:

The Virgin Mary had a baby boy  
Unto us a boy is born

## Bringing it All Together – Taking it to Others

Explain how important it was for Jesus to be brought up in the Family of Mary and Joseph. How Joseph had protected Jesus when Herod wanted to kill him.

Those who have written about the 'Flight into Egypt' could read their record, others may share pictures of the Holy Family, their own family and the Church's family.

Name

Age

# GOD'S FAMILY







# Mary Mother of God - Choice A

## Aim

To understand the role of Mary in the life of Jesus.

### Today's Readings

OT	Numbers 6:22-27
Psalm	Ps 66:2-3,5-6,8
NT	Galatians 4:4-7
Gospel	Luke 2:16-21

### Today's Prayer

Heavenly Father,  
We thank you that you choose Mary to be  
Mother of our Lord. Help us to say yes to you,  
whenever you call; as Mary did when the Angel  
Gabriel delivered her the news of the baby  
Jesus. **Amen.**

## Getting Started

*You will need a large sheet of paper and a felt tipped pen,*

*Discuss what mothers do. Write a list on the sheet of paper.*

## Today's Teaching

### Bible Reading – Luke 2:16-21

Read the gospel reading to the children.

What does the reading tell us about Mary?

Do you think that she did some or all of the things on our list.

What do we know about Mary from the Bible? These ideas can be written on the back of the sheet of paper.

Here are some facts from the Bible.

Mary is the mother of Jesus, God's Son, she truly is the Mother of God. Through the power of the Holy Spirit, baby Jesus was born of Mary.

God chose Mary to be the mother of his Son. She was a teenager and her parents were Joachim and Anne. Mary loved God and her Jewish religion. Her neighbours thought she was an ordinary young girl just like other girls.

It was God's work in her that made her so special, so blessed. God sent the Archangel Gabriel to Mary's town of Nazareth. The angel asked told her about God's wonderful plan - wonderful for her and for all of us. Mary wanted to please God and although she was confused, she accepted God's plan.

She became Jesus' mother. Mary and her husband, Joseph, tried to raise Jesus the best way they could and with great love. Jesus spent many happy, quiet years with Mary and Joseph in Nazareth. When Jesus was about thirty years old, he began his preaching and healing ministry. This is called his public life, which started a few years before Joseph died. Jesus could not now stay just in the little home and carpenter shop at Nazareth.

Mary often went with her friends to be near her Son. Mary attended a marriage celebration in Cana. Jesus and his disciples came too. When the wine was over, Mary asked Jesus to do something to help. She wanted him to save the couple from being embarrassed in front of their guests. He worked the miracle and turned plain water into delicious wine. Mary loved Jesus and believed in him. Mary was there when Jesus was nailed to the cross and stayed right beneath the cross until she received his dead body into her arms.

After the resurrection, Mary waited with Jesus' apostles for the coming of the Holy Spirit on Pentecost. The apostles loved her. They knew they needed more courage to be real followers of Jesus.

Mary prayed for them and encouraged them. She taught them how to be disciples of her Son. Mary's feast days are special events that happen throughout the year.

Today's feast honours her as God's Mother. She wants to be our mother, too and we can ask for her help to make us strong in faith so we can be saved.

## **Today's Activity**

*You will need an activity sheet copied on to card for each child, pencils, crayons or coloured pencils and either glue or sellotape.*

Today the children are going to make flower pots with lilies in for Mary.

The children need to colour the lily flowers and then the stems green. The flowers then need cutting out. The flower pot also needs colouring in and cutting out. The lily stems need attaching to the back of the plant pot with glue or sellotape.

The pots of lilies can either be stood near your statue of Mary if you have one, or displayed elsewhere in church.

## **Prayer and Worship**

Light a candle

Say the Angelus, say the prayer at the top of the session, or the Lord's Prayer, the collect for today or a prayer of your choice.

Suggested hymns: For Mary Mother of Our Lord  
The seven joys of Mary

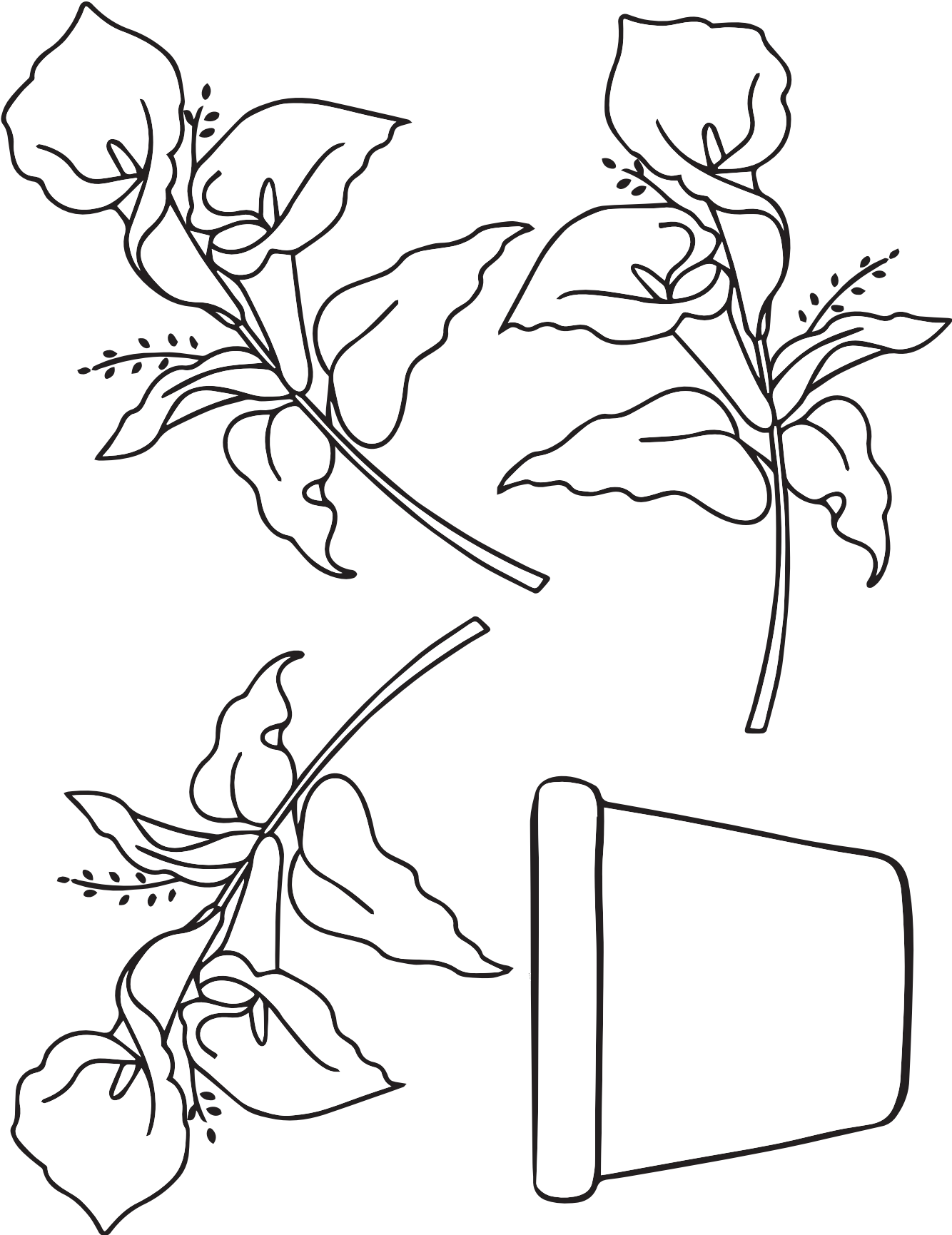
## **Bringing it All Together – Taking it to Others**

Today we have been learning about what Mary did as the Mother of God. Some of those things were things that an ordinary mother would do. Others were more extraordinary.

We have made pots of Lily flowers to say thank you to Mary for being the Mother of God

Name

Age





# Mary Mother of God - Choice B

## Aim

To have an understanding of Mary, the Mother of Jesus, and our mother.

### Today's Readings

OT Numbers 6:22-27  
Psalm 66  
NT Gal 4:4-7  
Gospel Luke 2:16-21

### Today's Prayer

Hail Mary, full of grace, the Lord is with thee.  
Blessed art thou among women and blessed  
is the fruit of thy womb, Jesus. Holy Mary,  
Mother of God, pray for us sinners, now and at  
the hour of our death.  
**Amen.**

## Getting Started

*You may wish to have a picture of Our Lady, Mary, or talk about a statue of Mary, if there is one in your church.*

Being sensitive to the family situations of those in the discussion talk about our own mothers. What do our mothers do for us? The response will probably be the practical things, such as cooking meals, shopping, cleaning, going to work etc.

Not only the practical things of keeping a warm, clean house, with regular meals and a safe place to be, they are always there for us.

Our mothers love us, even when things go wrong. They are there for us when we celebrate achievements, they are there when we have problems, they are there for us to talk to and to listen to us, in good and difficult times. Can you think of other ways in which we rely on our own mothers?

## Today's Teaching

### Bible Reading – Luke 2:16-21

In our reading today we read about the shepherds, who had been looking after their sheep, and they had a host of angels appear to them. We are told that they hurried to Bethlehem, to be sure that the message from the angels was in fact true. In Bethlehem they found Mary and Joseph and the baby, lying in a manger. The shepherds told Mary and Joseph how they had heard the news from the angels and they were astonished. Mary treasured all these things and remembered them, 'As for Mary, she treasured all these things and pondered them in her heart.' We read of a number of occasions when Mary remembered incidents and sayings of Jesus, as any mother would remember important things about their children. The shepherds went back to their sheep. They were thrilled with what they had seen and heard, it was exactly as the angels had described.

When Jesus was eight days old, Mary and Joseph gave the baby the name Jesus, the name the angel had given to him, when Mary was first told that she was to have a son given to him by the angel before he was born.

Mary was a very special mother. She agreed to be the mother of Jesus. She knew Jesus all his life on earth. He was brought up in the family home in Nazareth. She can help us to know Jesus and with her help we can get to know him better. With the help of Mary we should try and do what God asks of us.

Mary is our heavenly mother. There are many hymns we sing about Mary and we can pray to Jesus, through Mary. Can you think of any prayers or hymns? Is there a statue in your Church of Mary?

## Today's Activity

*You will need an activity sheet for each child , copies of the Hail Mary prayer, card, pencils and coloured pencils.*

✧ Older children may wish to make their own Prayer Card of the Hail Mary and decorate it for personal use.

☺ Younger children can decorate the boarder of the activity sheet with flowers.

## Prayer and Worship

Say the Hail Mary, at the beginning of this lesson, the Lord's Prayer, the Collect for today or a prayer of your choice.

Suggested hymns: Ye who own the faith of Jesus  
I'll sing a hymn to Mary

## Bringing it All Together – Taking it to Others

We have been thinking about how Mary was a special mother to Jesus., and how important she is in our lives. We have made our own prayer cards.

Pray the prayer together

Name

Age

'Hail Mary, full of  
grace, the Lord is  
with thee. Blessed  
art thou among  
women and blessed  
is the fruit of the  
womb, Jesus. Holy  
Mary, Mother of  
God, pray for us sin-  
ners, now and at the  
hour of our death'.





# The Epiphany of the Lord - Choice A

## Aim

To understand the significance of the gifts from the wise men.

### Today's Readings

OT	Isa 60:1-6
Psalm	Ps 72:1-13
NT	Eph 3:2-3a, 5-6
Gospel	Matt 2:1-12

### Today's Prayer

Heavenly Father,  
May we always be guided on our Christian journey as the wise men were guided by the bright star.  
**Amen.**

## Getting Started

You will need a feely box. This can be made with a shoe box with a round hole at one end. The hole can have an old clean sock attached to the inside of the hole. The toe needs cutting off so that the children can wriggle their hands through it. The box and lid can be covered with Christmas wrapping paper (If you still have some)

Put some everyday items in the box that the children can feel and guess what they are. Also put one unexpected item in the box. In turn the children can guess what one of the items in the box is.

## Today's Teaching

### Bible Reading – Matt 2:1-12

Today's reading is the story of the visit of the Wise Men to Jesus.

☺ You might find a simplified version of the story for younger children.

The Wise men travelled many miles to visit Jesus. We do not know exactly where they came from. Some people think that by the time they arrived to visit Jesus he was about 2 years old. The wise men followed a star that they saw that shone very brightly.

On the way they stopped to see Herod who was king of Judea. Herod was not happy when he heard that there was another king in Judea. If you have a Bible with maps at the back you can show the children where Judea is.

The Wise men continued on their journey to Bethlehem, following the star. They were extremely worried by Herod and so returned home by another route.

When they arrived at the house where Jesus was they fell on their knees and worshipped him. They knew that they were in the presence of God's son.

They had brought with them some very strange gifts for a baby.

Can the children name the gifts?

**Gold:** a very precious and valuable metal. - Jesus was a very precious baby

**Frankincense:** a tree resin that was burnt in the Temple. We still use it today, it is a symbol of purity and also of prayers rising to heaven - a sign of God's purity

**Myrrh:** is also a tree resin. It is used as a perfume and for embalming dead bodies. Ancient Egyptians used it, and it was used when Jesus died.

All three of these things are expensive, and are still expensive today. If you use incense in church, ask your sacristan if you can borrow some for the children to smell. They might have pure frankincense and possibly myrrh. Be careful though they are very expensive. If they don't have pure frankincense or Myrrh just ask for some of the incense they use, which will be a mixture of tree resins.

Discuss: What present would you bring to a small child?

## Today's Activity

You will need to copy an activity sheet for each child on to card (you might have gold coloured card for this activity), pencils, crayons or coloured pencils, glue, glitter and other items to decorate a crown.

The children are going to make crowns for the wise men.

On the sheet are 3 sections of a crown. Small children might only need 2 sections, depending on the size of their head.

The crowns need decorating and then joining to fit the child's head.

## Prayer and Worship

Light a candle

Say the prayer at the top of the session, or the Lord's Prayer, the collect for today or a prayer of your choice.

Suggested hymns: We three kings

As with gladness men of old

Brightest and best are the sons of the morning




























## Bringing it All Together – Taking it to Others

Today we have been learning about the gifts that the wise men gave to Jesus.

They can show their crowns to the congregation.

Name

## Age



# The Epiphany of the Lord - Choice B

## Aim

To show the significance of the gifts the wise men brought to Jesus.

### Today's Readings

OT	Isaiah 60: 1 - 6
Psalm	72: 1 - 13
NT	Eph 3: 2 – 3a, 5 - 6
Gospel	Matt 2: 1 - 12

### Today's Prayer

Lord Jesus, we are glad that the wise men have shown us that you are a King, that you are God and we thank you also that you suffered and died on the cross for all of us.  
**Amen.**

## Getting Started

If possible have a few items that might be given as special gifts, eg. a babygrow or rattle for a new born baby, a silver teaspoon or piggy bank for Baptism, a white prayer book or Bible for Confirmation. These could be pictures from catalogues rather than the actual items. Also have items to represent the gifts the wise men brought to Jesus.

Ask the children when they receive gifts. Pause for answers. People usually buy gifts they think you will like, and something suitable for your age. There would be no point in buying an X-Box for a baby, or a rattle for a ten-year-old, would there? Let's think of other times when gifts are bought. What sort of gifts would you buy a new baby? What kind of gift might you buy for a baby's Baptism? (Show some items you have brought) What gift might you receive at your Confirmation?

When people get married they are given gifts of things suitable for their new home. And for wedding anniversaries there are gifts associated with particular years: 25 years is silver, 50 years is gold and 60 years is diamond. At other times there are other precious stones associated with the year, eg. ruby, sapphire and emerald.

We are going to hear about some special gifts which Jesus received when he was very small, probably between one year and two years of age. You might think they are not the kind of gifts you would give to a small child, but we will find out how significant and important these gifts were.

## Today's Teaching

### Bible Reading – Matthew 2: 1 - 12

You may like to read the Bible passage with the children, or you may prefer to tell the story in your own words. Alternatively, if time allows, you may like to act out the following drama, which can be added to your Christmas Nativity Play, or used as a stand-alone drama.

\*\*\* means it is appropriate to put in some actions.

### Drama - The Wise Men Visit Jesus

(Narrator, Mary, Joseph, sit-up doll for Jesus, wise men, star-bearer, Herod, scribes/priests) If you wish, the parts which are speech can be said by the characters, or by a second Narrator (possibly adults). Props as required.

#### Scene 1 A house in Bethlehem

Narrator: Mary and Joseph set up home in Bethlehem after Jesus was born. Joseph was a

carpenter \*\*\* and was busy making furniture and objects out of wood. Mary looked after Jesus, helped run the business and the house, and \*\*\* enjoyed cooking. Jesus was a happy little baby who played with wooden toys his father made for him. (a doll sitting up can represent Jesus) They kept a few chickens\*\*\* and the donkey which had carried Mary to Bethlehem.

## **Scene 2      A far-eastern country**

Narrator:      There were some wise men who lived in a far eastern country. They \*\*\*studied maps and scrolls, as well as the stars. There was one special bright star which rose in the sky\*\*\*. One of the wise men looked at his scroll and read,  
“Arise, shine out, for your light has come, the glory of God is rising on you.”  
The wise men knew this was the special star they had been waiting for. They set out on their journey\*\*\* to follow the special star as it travelled across the sky. It took them across the desert\*\*\*; it took them over mountains\*\*\*; it took them through valleys\*\*\*. They arrived in Jerusalem!

## **Scene 3      Jerusalem**

Narrator:      King Herod lived in Jerusalem. He was not a good king. \*\*\*He was greedy and cruel. Everyone was afraid of him and he liked to use his power for his own selfish reasons.  
The wise men came into the city and asked,\*\*\*  
“Where is the infant king of the Jews? We saw his star as it rose and have come to worship him.”  
King Herod was not pleased with this news.\*\*\* He called his chief priests and scribes, who were learned men, who told him that the Christ was to be born in Bethlehem as foretold by the prophets. King Herod invited the wise men to his palace.\*\*\* He told them,  
“Go and find out all about the child, and when you have found him, let me know, so that I too may go and worship him.” \*\*\*  
The wise men set out for Bethlehem.\*\*\*

## **Scene 4      The star stops in Bethlehem**

Narrator:      As they travelled the wise men saw the star in front of them,\*\*\* and were filled with joy. They followed the star, and when they arrived in Bethlehem they saw the child Jesus with his mother, Mary, \*\*\*and falling on their knees they bowed down and worshipped him.  
Then, opening their treasures, they offered him gifts:  
\*\*\* “Gold for a King” said one of them.  
\*\*\* “Frankincense, as you are our Lord and God” said the next.  
\*\*\* “Myrrh, as you will suffer and die for your people” said the next one.  
Afterwards they left, but having been warned in a dream not to go back to King Herod, they returned to their own country by a different way

## **Today’s Activity**

Today's activity sheet emphasises the significance of the gifts given to Jesus by the wise men. They are not the usual kinds of gift given to a baby or young child, but they show what a special baby Jesus was.

## **Prayer and Worship**

Say the prayer at the top of this session and the Lord's Prayer  
Suggested song which may be incorporated into the drama - “We Three Kings”


## **Bringing it All Together – Taking it to Others**

Either perform your Epiphany drama, or share with the congregation what you have been doing.

Name \_\_\_\_\_

Age \_\_\_\_\_

# Epiphany of the Lord



The sight of the Star  
filled them with delight



The gift of Gold showed that Jesus is our

\_\_\_\_\_

The gift of Frankincense showed that Jesus is

our \_\_\_\_\_ and \_\_\_\_\_

The gift of Myrrh showed that Jesus would

\_\_\_\_\_ and \_\_\_\_\_ on the Cross as  
our Saviour.





# Baptism of the Lord - Choice A

## Aim

To have an understanding how important the sacrament of Baptism was to Jesus and is in our lives.

### Today's Readings

**OT** Isaiah 42: 1-4 & 6-7  
**Psalm** 29  
**NT** Acts 10:34-38  
**Gospel** Matthew 3: 13-17

### Today's Prayer

God be in my head, and in my understanding;  
God be in my eyes, and in my looking; God be in  
my mouth, and in my speaking; God be in my  
heart, and in my thinking; God be at mine end,  
and at my departing.  
**Amen.**

## Getting Started

Talk about special days in our lives. They could be birthdays, our own or special people in our lives, going to a wedding, having a special treat etc. We all had a special day when we were baptized, although many of us will not remember the day and the service. Have you been to a baptism, it may have been a baby, or someone older? If so what can you remember about it.

It will probably have taken place at the font. Do you know where the font is in the church? What does the Priest use when he is baptizing someone?

## Today's Teaching

### Bible Reading - Matthew 3:13-17

We remember today the Baptism of Jesus. John the Baptist, the cousin of Jesus, had been baptizing people for some time. It was being baptized by John that people came to have their sins washed away. They came to say sorry for the things they had done wrong. The water with which he baptized them was a symbol to show that their sins were forgiven. People came to the River Jordan to hear John preach and for him to prepare them for the coming of Jesus.

At the beginning of the Jesus's ministry He came from Galilee to the banks of the River Jordan to be baptized by John the Baptist. John was surprised that Jesus had come to be baptized and did question why he was to baptize Jesus. He thought, as he was the one preparing for the coming of Jesus, Jesus should be baptizing him. But Jesus insisted that it was God's plan.

John agreed and Jesus was baptised in the river. As Jesus stood in the river the Holy Spirit appeared as a dove. The voice from heaven spoke and said, 'This is my Son, the Beloved; my favour rests on him'. This was so that everyone should know that Jesus was the Son of God. By the Baptism of Jesus He showed people that through Baptism they should begin a new way of life.

If we were baptized as a baby, then promises were made, on our behalf, by our Godparents. They accept promises made for you. It is when you come to Confirmation that you make the promises for yourself.

Do you know who your Godparents are? Do you know the date and in which church you were baptized?

## Today's Activity

*You will need an activity sheet for each child, pencils, crayons or coloured pencils*

This worksheet will probably need to be finished at home as the children may not have all the relevant information. They should be encouraged to complete as much as possible and return the worksheet the following week.

Under the heading of 'My Baptism'.

- ☺ Younger children can write their Christian names in the certificate and draw a boarder using images of things used in Baptism, e.g. the sign of the cross, water, the font, themselves as a baby, parents and Godparents....
- ☀ Older children Individually they need to fill in their own names, including those given to them at their Baptism.

The date and the place where they were baptized.

The names of their Godparents.

The name of the priest who baptized them

The church in which they were baptized..

## Prayer and Worship

Say the prayer at the top of the session, or the Lord's Prayer, the collect for today or a prayer of your choice.

Suggested hymns: Colours of day  
Firmly I believe and truly


## Bringing it All Together – Taking it to Others

Today we have been learning how Jesus was Baptized by John the Baptist at the beginning of His ministry.

We talked about the importance of our baptisms and awareness of the promises made by our parents and Godparents on our behalf.

Name

Age



My name is .....

I was baptised on.....

I was baptised in.....

By Fr.....

My Godparents are.....



# Baptism of the Lord - Choice B

## Aim

To understand how baptism changes us.

### Today's Readings

OT	Isa 42:1-4, 6-7
Psalm	Ps 29:1-10
NT	Acts 10:34-38
Gospel	Matt 3:13-17

### Today's Prayer

Dear Lord

You sent your Holy Spirit to be with Jesus at his baptism, make us faithful to the things that you have called us to do.

**Amen.**

## Getting Started

You will need some pictures of special celebrations eg birthday, first day at school, baptism etc. These could be from a magazine.

Discuss with the children special celebrations that they have experienced. This could be a special birthday treat going to a wedding or anything else that the children might want to talk about. Show them some pictures of celebrations that might stimulate the conversation.

## Today's Teaching

### Bible Reading – Matt 3:13-17

Today is the day when we celebrate Jesus' baptism, a special time in his life

Read the Bible reading from Matthew to the children.

The Baptism of Jesus marks the beginning of his ministry when he was about 30 years old. Before this we know very little about his life.

Can the children remember anything about Jesus before this event ? The birth of Jesus, the visit of the shepherds and wise men, the flight to Egypt of the Holy family and the visit to the Temple when Jesus was 12 years old.

John the Baptist had been baptising people for some time. He had prepared the people of Israel for the coming of Jesus, and had been telling them to repent, say sorry for the things that they had done wrong. The water that he baptised them with was a symbol to show that they had changed. Water is cleansing

When Jesus arrived at the River Jordan to be baptised, John recognised Jesus and understood who he was and what he had come to do. However John thought that he should not baptise Jesus. He did not think he was worthy enough.

The Isaiah reading prophesises what Jesus will come and do on this earth.

When John baptised Jesus, God revealed himself and showed that Jesus was his son. He sent a dove

(the Holy Spirit ) as a sign. Jesus changed from being an ordinary person to someone whom God sent to do his work on earth.

Today in church most people will renew their baptism vows as a reminder of the promises that they have made to God.

Ask the children if they know when they were baptised ? Most will not remember the actual service as they will have been very young.

When you are baptised you promise several things. If you are very young other people, godparents, accept those promises for you. When you have made you make your baptismal promises to God. The priest then pours water over your head as symbol that you have changed. Usually he uses a scallop shell for this.

A scallop shell was used by pilgrims in medieval times. They pinned them to their clothes to show that they were on a pilgrimage. When we are baptised we begin our pilgrimage to Heaven.

## **Today's Activity**

You will need an activity sheet for each child, pencils, crayons or coloured pencils glue, glitter ribbon and scissors.

The children are going to decorate a baptismal shell.

- ☺ Younger children may just decorate their shell with crayons and then put glitter on following the lines of the shell.
- ✧ Older children can write something on the back to show what they might do this week to try to fulfil baptismal promises.

## **Prayer and Worship**

Sit the children in a circle on the floor, or around a table; and light a candle

Say the prayer at the top of the session, or the Lord's Prayer, the collect for today or a prayer of your choice.

Suggested hymn – River wash over me.

## **Bringing it All Together – Taking it to Others**


Today we have been learning how baptism changed Jesus' life, and also how our lives are changed when we are baptised.

We have decorated pilgrim scallop shells. Scallop shells are often used in churches to baptise people. They are a symbol of change.

The scallop shells could all be displayed in church if you wish.

Name

Age







## 2nd Sunday of Ordinary Time - Choice A

### Aim

To know that John the Baptist testified that Jesus was The Lamb of God.

### Today's Readings

<b>OT</b>	<b>Isa 49:3, 5-6</b>
<b>Psalm</b>	<b>40</b>
<b>NT</b>	<b>1 Cor 1:1-3</b>
<b>Gospel</b>	<b>John 1:29-34</b>

### Today's Prayer

Lamb of God, you take away the sin of the world, have mercy on us.

Lamb of God, you take away the sin of the world, have mercy on us.

Lamb of God, you take away the sin of the world, grant us peace. **Amen.**

### Getting Started

Choosing Game- All you need for this game is a partner and seven counters (or coins, biscuits, matches, or whatever you like). It's a game for two players. Place the seven counters in a pile and decide who will go first. (In the next game, the other player will have the first turn.) Each player takes turns to take away either one or two counters. The player who takes the last counter wins. Play this game several times.

In this game you choose whether to pick up one or two counters.

### Today's Teaching –

**Bible Reading - John 1:29-34**

**Read the passage together.**

Ask the children what job they would like to do when they leave school. Some children will have ideas whilst others will not. If the children don't have any ideas talk about the jobs where people help others e.g. police, nurses, carers and teachers. Talk about jobs where people make things, work outdoors and/or use their thinking skills.

John the Baptist did not have a choice about the work he did. He had a very special mission. God wanted John to prepare the way for Jesus; his job was to prepare people for the coming of Christ. He did this because he was filled with The Holy Spirit in his mother's womb, even before he was born.

As an adult John told people about Jesus and he baptised many in the River Jordan. Because John talked to others about God and the coming of Jesus, many people, including the priests and Levites, were confused. They thought he was the Chosen one of God, the Messiah. But John was sent as a witness to testify who the true Messiah was. John baptised people with water but he knew that Jesus was more powerful than he. Jesus was capable of taking away the sin of the world.

John witnessed the Holy Spirit coming down from heaven like a dove and resting on Jesus.

God spoke to John "The man on whom you see the spirit come down and rest is the one who is going to baptise with the Holy Spirit."

John's job was to witness the true Christ and to tell others who he was. He identified Jesus, just as God wanted him to.

Jesus was born to save the world. He did not have a choice about the work he did. God had a

special plan for him. Jesus had a special mission, to save mankind by taking away the sin of the world. His life was sacrificed to save others.

Jesus was often referred to as “The Lamb of God”. This was because previously the Israelites were commanded, by God, to sacrifice a lamb on the eve of their Exodus from Egypt. They sprinkled the blood of the sacrificial lamb on their door-posts. Because they sprinkled the blood on their door-posts the angel of death passed over their homes and their first born sons were saved. In the same way Jesus sacrificed his life to save us from our sins.

## Today's Activity

*For this Activity you will need an activity sheet copied onto card and a large paper plate for each child: scissors, card, felt pens, wiggly eyes(optional), glue, split pins(optional), ribbon, string or wool to hang up the sheep, hole punch(optional), thin strips of paper for the children to write on.*

Cut out the head, legs, ears and pocket from the activity sheet. Attach the head to the top part of the plate. Attach the ears and the legs. Glue on the pocket to the main body of the paper plate, leaving an opening on the straight side. The children may wish to decorate their sheep. Attach a loop of string or wool so that the lamb can be hung up.

Finally ask the children to write short prayers of forgiveness for sins they have committed. These do not need to be big sins but something they want to bring before God that they are sorry for. You may wish to look at the prayer of penitence found at the beginning of The Eucharist service. Or the children could copy out

**“Lamb of God, you take away the sin of the world, have mercy on us.”**

- ☺ Younger children may need pre-cut sheep faces and limbs.
- ✧ Create a cube using graph paper or the printed net of a cube. Decorate all sides with drawings of a lamb or series of lambs (on each side), chalice, bread, cross, nails and dove. Make net into a box. Fill box with small prayers asking forgiveness your sins. Write out the prayer above and place in the box.

## Prayer and Worship

Either sing or say the Kyrie Prayer as you do it in your church

Suggested Hymns

At the name of Jesus


Lord make me channel of your peace

## Bringing it All Together – Taking it to Others

Tell the congregation that today they have been looking at the testimony of John the Baptist who recognised Jesus as The Lamb of God. His special mission was to show people who Jesus, the Saviour, was. Jesus too had a special mission, to save mankind. He sacrificed his life to save us from our sins. The children can show their lambs to everyone and explain that they have written prayers of penitence to put in the lamb's pocket. The children may wish to read out a prayer each. They may also wish to sing “There is power in the blood of The Lamb” to the congregation.

Name

Age





## 2nd Sunday of Ordinary Time - Choice B

### Aim

To consider whether we would recognise Jesus when he comes.

#### Today's Readings

2nd Sunday in Ordinary Time

OT	Isa 49:3, 5-6
Psalm	Ps 40:2-10
NT	1 Cor 1:1-3
Gospel	John 1:29-34

#### Today's Prayer

Dear Lord,  
Help us to recognise you when you come. We know that you are special; you are the chosen one sent by God. As we recognise you help us to show others who you are.  
**Amen.**

### Getting Started

Have a large sheet of paper to gather ideas from the children, divide it into three columns headed "What we know about Jesus"; "How do we know this to be true" "2000 years ago – how would they know?"

First ask the children what they know about Jesus and what they have heard about him – write everything down on the sheet in the first column.

Then ask them how they know this – and how they know that it is true. You may get some interesting answers, but just write everything down.

Note that 2000 years ago there in the time of Jesus there were no televisions, no newspapers or Internet, so ask how people would have found out about Jesus 2000 years ago. Again record the answers you are giving on the sheet.

### Today's Teaching

Bible Reading John 1:29-34

People knew about Jesus because people had seen him. They knew about him because some testified what they had seen and heard in his presence. But the Jewish elders did not know Jesus. They sent priests to ask John the Baptist who he was. Their conversation may have been similar to the one below:

Priest:	Who are you? Are you the Christ?
John:	I am not the Christ.
Priest:	Are you Elijah?
John:	I am not.
Priest:	Are you the Prophet?
John:	No
Priest:	Who are you then? We must have an answer to take back to those who sent us.

John was sent by God to promote Jesus before he arrived. His special job was to help and encourage people to recognise Jesus when he came. His job was to raise the status of Jesus to a high position so that others would recognise Jesus and be aware of his power and authority.

### Would you recognise Jesus?

John the Baptist also had conversations with the people

John: "Look there is the Lamb of God that takes away the sin of the world. This is the one I spoke of; the man who ranks before me because he existed before me"

People asked: : Who? Where? Which man?

John: "I saw the Holy Spirit coming down on him from heaven like a dove and resting on him"

People: A dove you say?

John did not describe the physical appearance of Jesus. He did not describe what he looked like but rather he spoke of unusual features, things that people would not have seen the like of before.

In John 1:33 he says "The man on whom you see the spirit come down and rest on is the one".

## Today's Activity

- For this Activity you will need: An activity sheet 'This is Jesus', colouring pencils, writing pencils & glue sticks. If possible copy it onto thin card. Coloured sheets of card to stick the picture of Jesus on when the younger children rebuild the puzzle.

Complete the text boxes on the top half of the sheet with things that you know about Jesus. Some of the answers are in today's teaching for others you will need to think about other famous stories about Jesus.

☺ Younger children can colour the picture of Jesus on the bottom half of the sheet.. Cut the picture of Jesus along the lines to make a 6 piece jigsaw puzzle. They can stick it together again on one of the coloured sheets of card

✧ Older children could write a conversation between themselves and someone else explaining who Jesus is. How would they promote Jesus? How would they enable people to recognise him? Or they could create a character study of Jesus to enable people to recognise him. Remember this is not about physical features but more about how he behaved, what he said, how he helped others etc. The children may wish to work in pairs.

## Prayer and Worship

Prayer – say the Lord's Prayer or use the prayer at the top of the sheet

Suggested Hymns: Come let us join our cheerful songs  
At the lambs high feast we sing

## Bringing it All Together – Taking it to Others

Ask congregation whether they would recognise the Lord Jesus when he comes. Tell them that although we don't have a physical description of him we know him by his good deeds.

Share some of the answers from your work sheets and show the pictures.

Name

Age

# HERE COMES JESUS!

Also known as

.....

The man who turned

.....

The man who turned

.....

**This is  
Jesus**

The man with the  
resting on him


.....

The man who healed

.....

Did you know...

Did you know...







## 3rd Sunday of Ordinary Time - Choice A

### Aim

To have an understanding how special Jesus was when he chose his twelve apostles.

#### Today's Readings

**OT** 8: 23-9:3

**Psalm** 27

**NT** 1 Cor 1:10-13,17

**Gospel** Matt 4:12-17 (18-23)

#### Today's Prayer

Lord Jesus, by the love you had for your Apostles, pour out your blessings on the friends you have given to me.

**Amen.**

### Getting Started

Talk about the importance of friendship. How we need friends, at church, at school, at clubs we belong to, near where we live etc. What do we do with friends? How and why are they special? Do special things, play, talk, celebrate with them, comfort them in times of difficulty etc..

### Today's Teaching

#### Bible Reading – Matthew 4 12-23

After Jesus had been baptised by John, which we have been hearing about in the last two weeks, he heard that John the Baptist had been arrested. Jesus then went to live in Capernaum, which is beside the Sea of Galilee. Being by the sea fishing was an occupation.

One day Jesus saw two brothers, Simon Peter and Andrew. They were fishing from a boat on the lake. They were amazed at the way Jesus spoke to them and he said to them, 'Follow me and I will make you fishers of men.' They immediately left their nets and followed Jesus.

Further along the coast he saw another pair of brothers. They were in a boat, with their father Zebedee, mending their nets. James and John immediately left their father and their nets and followed Jesus. These brothers were the first disciples, special friends of Jesus. Jesus went around the whole of Galilee, teaching in the synagogues telling everyone about the good news of the kingdom and performing miracles with healing all kinds of diseases and sickness. Can you think of some of the miracles which Jesus did?

Jesus must have been a very special person, There must have been something different about him, for his disciples to leave everything they were doing and for James and John to also leave their father. What do you think Jesus meant when he said that he would make them 'fishers of men?' They would help to spread the news of Jesus, the one who had been sent by God. They wanted other people to know about Jesus, to learn from him and to love him. They would gather people together like fish in a fishing net.

Can you think of people today who give up everything to follow Jesus? Examples of this are monks and nuns, who spend their life following Jesus. They live in community, in a monastery or convent and

devote their whole life to worship, prayer and helping other people. There are also those who are missionaries who often go to other countries to tell people of the 'Good News' of Jesus.

How can we follow Jesus? We can follow him by the way we live our lives, by the way we look after our families and friends, following his example by being kind and good, worshipping, praying and listening to him. By the example of the way we lead our lives we can hope to encourage others to want to do the same.

## Today's Activity

*You will need an activity sheet for each child, a Bible, pencils, crayons or coloured pencils*

☺ *Younger children can colour the fish in bright colours and then draw a net from the boat over them.*

☀ *Older children – in the fish shapes write the names of the twelve Apostles of Jesus. (Matthew 10: 1-4) Add to the picture of the sea with shells etc. and then draw a net from the boat, over the fish.*

## Prayer and Worship

Say the prayer at the top of the session, or the Lord's Prayer, the collect for today or a prayer of your choice.

Suggested hymns: Make me a channel of your peace  
It's me, it's me, it's me O Lord



## Bringing it All Together – Taking it to Others

Today we have been learning how important friendships are to us. How special it was to be one of the close friends of Jesus. They gave up all to follow him and to become 'fishers of men'.

Name

Age

Fishers of men.





## 3rd Sunday of Ordinary Time - Choice B

### Aim

To understand that Jesus is the light of the world and Christians walk in his light.

#### Today's Readings

<b>OT</b>	<b>Isa 8:23b—9:3</b>
<b>Psalm</b>	<b>27:1-14</b>
<b>NT</b>	<b>1 Cor 1:10-13, 17</b>
<b>Gospel</b>	<b>Matt 4:12-17</b>

#### Today's Prayer

Dear God,  
Thank you for the light that Jesus brings to us.  
Make us shining lights and help us to pass the  
light on to others.  
**Amen**

### Getting Started

Have you ever been in the dark and felt afraid? Where were you? What did you feel afraid of? Do you like to sleep with a night light on or did you when you were younger? Scary noises and shapes at night, in the dark, can be worrying. Shadows play tricks on us and worry us. Use a torch and a piece of white paper or a blank wall to make shadows. Let the children play with the shadows they can make with their hands. You may need to turn the lights out or find a dark space to achieve this. Ask the children what is missing when you look at a shadow.

Although you can see the outline shape of a shadow you cannot obtain all the information about what you are looking at. Your brain can recognise familiar shapes but may make mistakes because it does not have enough information.

### Today's Teaching

#### Bible Reading - Matthew 4: 12-17

The people that lived in darkness have seen a great light; on those who dwell in the land and the shadow of death a light has dawned.

One of the most beautiful sights in the world is the dawning of day, sunrise. The world is gradually bathed in light. Out of darkness the sun brings light, heat and warmth. We can rely on the sun to rise each day. We know that we can see things more clearly in the light of day.

Jesus is like the sun. We can rely on him to shine as a light in the world. He leads all people who follow him from the darkness to the light. In the light we can understand the world around us. We can make better decisions. We can appreciate all that is good around us.

Living without Jesus is like living without light. We would be groping around in the darkness. We would be lost. Just like plants would be unable to grow healthily and we would not flourish. We would not feel safe. Life would be very difficult. But with the light we can grow healthily, see clearly, follow pathways, find our friends and families and stretch out towards the light of Jesus.

Living in the light of Jesus means we can see good and bad in the world. The light of Jesus draws us to him.

We can follow his light. His light shows others the detail of our life; when we choose the right path and follow him. But when we turn away from him we turn away from the light, we follow the wrong path, the darkness. The cloak of darkness hides wrong doing and sin from others but it does not hide wrong doing from God and Jesus. Neither does it make us feel good. It produces ugly thoughts, words and actions.

Jesus is the light of the world. He shows us the right pathway. He shows us how to live by Christian values. He is our role model. We look up to him because he laid down his life so that we could be saved.

## Today's Activity

For this Activity you will need: a peg, an activity sheet copied onto card, scissors, glue, coloured pens or pencils.

Firstly cut out the circle, flame and rectangular strips and decorate. Next lay the strips at right angles and glue one strip corner to the other. Fold over strips alternately at right angles to create a concertina candle stem. Colour the flame and glue to the top of the candle. Attach the circular base. Glue the whole to a peg.

Use the second circle to design a badge to show Jesus is the light of the world.

- ☺ Give each child a paper plate. Colour Yellow. Draw round child's hand several times. Cut out hands and colour in red, orange and yellow and stick around the outside of the plate to create sun's rays.
- ☀ Design badges to promote Jesus the light of the world. Find short phrases or sentences to explain what the light does for Christians e.g. you light up my life Jesus.

## Prayer and Worship

Prayer: Use the prayer at the top of the page, or the Lord's Prayer, the collect for today or a prayer of your own choice.

Suggested Hymns: Amazing Grace  
I heard the voice of Jesus say

## Bringing it All Together – Taking it to Others

Tell the congregation that today we have been finding out about Jesus the light of the world.

Give each child an unlit candle to hold. The adult lights their candle first. With adult support the children can light their candle by passing on the flame from the adult candle. The children can say together "Jesus is the light of the world". The children blow their candles out together.


One child can explain that although the light has been extinguished we know Jesus is there.

The lingering smoke and perfume of the candle remind us he is with us. The children can say the prayer aloud together.

Name

Age

YOU LIGHT UP MY LIFE







# Candlemass - Choice A

## Aim

To understand how important it was to present Jesus in the temple

### Today's Readings

OT	Mal 3:1-4
Psalm	24:7-10
NT	Heb 2:14-18
Gospel	Luke 2:22-40

### Today's Prayer: Nunc Dimittis

Lord, now lettest thou thy servant depart in peace: according to thy word.  
For mine eyes have seen: thy salvation;  
Which thou hast prepared: before the face of all people;  
To be a light to lighten the Gentiles: and to be

## Getting Started

When is your birthday? This is a day dedicated to you. It marks the date of your birth and is important to you and your family. It is a day to celebrate and receive presents. The church has special festival days too. Churches have names e.g. St. Andrew the Apostle, Christ the King, St Mary. Churches have dedication festivals which are held on special days to thank God for places of worship. The congregation remember with love, gratitude and prayer, those who built and decorated their church to glorify God and the saint their church is named after.

## Today's Teaching

### Bible Reading - Luke 2:22-40

Read the passage together

In the Old Testament Moses spoke to God. God told Moses that the Israelites should consecrate their first born sons to him. This was a kind of sacrifice to say thank you to God for setting the Israelites free from slavery in Egypt. In remembrance of the Passover God wanted the oldest male member of the family to separate himself from unclean things and lead a sacred life.

In accordance with this law Mary and Joseph took Jesus to Jerusalem to present him to The Lord in the Temple. He was a baby, a few weeks old. At the temple a devout and honest man, named Simeon, met Mary and Joseph as they brought Jesus into the temple on the fortieth day after his birth. The Holy Spirit rested on Simeon and had revealed to him that he would not die before seeing Jesus, the saviour. Simeon recognised Jesus as The Christ child and embraced him and blessed God. He knew he could die peacefully having seen Christ.

Also in the temple was an old woman of eighty four named Anna. She never left the temple but spent her days fasting and praying. She too saw Jesus and began to praise God. Then she told others about the Christ child.

Mary and Joseph returned to Galilee with their baby, Jesus. The journey was about 68 miles. Walking it would have taken 4 days to get to Jerusalem from Nazareth in Galilee. It would have taken another 4 days to return. We can see that this journey was a very important undertaking for the family. It was their duty to present their son in the temple at Jerusalem. There were no cars,

buses or trains to speed their journey. It would have been hot, dusty and uncomfortable. There were no hotels to stay in. Furthermore, Mary had only recently given birth so may not have been fully recovered and may have been tired. But Mary and Joseph wanted to fulfil the promise to God and dedicate their son to him. Their journey was one of duty.

But that journey brought great joy to Simeon and Anna, who recognised Jesus. What a blessing it was to have seen Jesus, knowing that his coming was foretold. How honoured they must have felt and how excited they must have been. Jerusalem was the centre of the Holy places of Judaism. It was a place where Jews would come together. It was a place where Simeon and Anna could let people know that Jesus was here among them. Jesus, the saviour, was alive.

## Today's Activity

*For this Activity you will need: an activity sheet copied onto card for each child, a sheet of A4 cardboard folded in half landscape for the background, colouring pens or pencils, scissors, glue.*

Colour and cut out the figures and pillars. Fold the piece of cardboard in half landscape then open up to create the back wall of the temple and the floor.

Stick the pillars onto the back wall of the cardboard.

Fold the rectangular flap back on each character's feet to help them stand up. Place them in the temple. Identify each character. You can now recreate the story.

☺The younger children can make their own temple scene with adult support to cut out the figures. They can make labels for each character.

✧ Older children can make the scene and use it to retell the story moving the figures around. They can refer to the reading Luke 2:22-40 to find out what each character may have said. They may show their dramatization to the younger children.

## Prayer and Worship

Prayer: Say today's prayer at the top of the sheet. This prayer is known as the Nunc Dimittis and is Simeon's prayer of joy and praise to God. this is verses 29 to 32 in today's reading.

Suggested Hymns:                Of the Father's love begotten  
   When candles are lit on Candlemas day


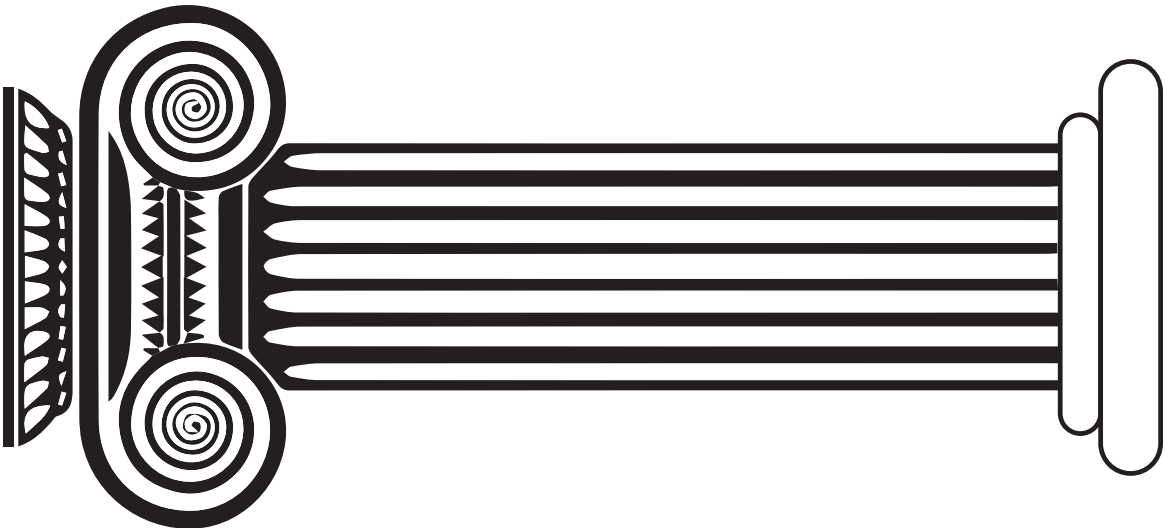
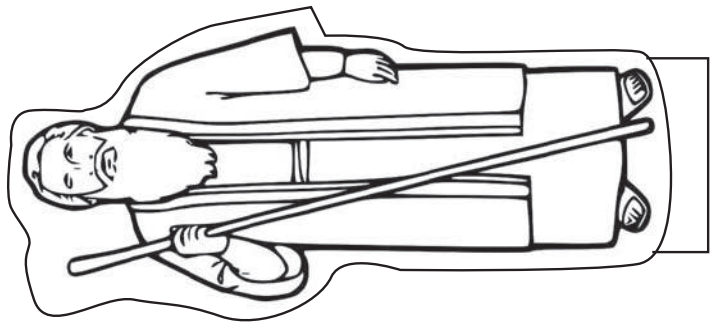
## Bringing it All Together – Taking it to Others

At Candlemas we celebrate the day when Mary and Joseph brought the child Jesus to the Temple in Jerusalem, and he was recognised as the long awaited Messiah.

The children can show their temple scenes to the congregation and retell the story of the presentation of Jesus in the temple.

Name

Age





# Candlemass - Choice B

## Aim

To understand why we celebrate Candlemas.

### Today's Readings

OT	Mal 3:1-4
Psalm	Ps 24:7-10
NT	Heb 2:14-18
Gospel	Luke 2:22-40

### Today's Prayer

Jesus is the light of the world, like Simeon may we recognise the Lord when we see him  
**Amen.**

## Getting Started

Play the game Simon says, but change it to Simeon says.

## Today's Teaching

### Bible Reading – Luke 2:22-40

Today is a very special festival in the church calendar. We remember the day when Jesus was presented at the Temple in Jerusalem. It also marks the end of Christmas in church.

Read Luke 2:22- 40

According to Jewish law babies had to be brought to the Temple along with a gift of two turtle doves or pigeons.

When Mary and Joseph took the baby Jesus to the Temple in Jerusalem there was a religious man there called Simeon. Simeon knew that he would not die until he had seen the Lord. He had been told this by the Holy Spirit. He took Jesus in his arms and blessed him.

Simeon was so happy that he sang a song to God. The song gave thanks to God that he had been able to see God's only son. (My eyes have seen thy salvation) He told God that he was happy to die in peace now. (Lord now let your servant depart in peace) Mary and Joseph were astonished.

Simeon had listened to the Holy Spirit and believed that he would see the Lord. Simeon also knew that Jesus would be the light of the world, not just to the Jewish people, but to the gentiles as well. Gentiles are all the people who are not Jewish.

We cannot bring doves to church. What gifts can we bring to Jesus?  
Kindness, love, and respect for everyone around us.

How can we show this in our everyday lives?

The children will offer a number of suggestions about things that they could do to show their love to others in the week ahead.

## Today's Activity

*You will need an activity sheet for each child, and also a wide strip of card for each child as a headband, pencils, crayons, scissors sellotape or glue.*

Simeon knew that Jesus was the Light of the World. In church we use candles to represent this.

The work sheet has pictures of 5 candles on it

The children can colour the candles in on both sides.

While the children are colouring the candles, you can make the headbands fit each child's head, fixing them with sellotape or glue

The bottom of the candles can be glued to the outside of the headband.

Older children could write a praise word or phrase on one side of the candle, such as Praise, Alleluia, Glory to God

## Prayer and Worship

Sit the children in a circle on the floor, or around a table; and light a candle or candles

Say the prayer at the top of the session, or the Lord's Prayer, the collect for today or a prayer of your choice.

Suggested hymns:

When candles are lit on Candlemas day

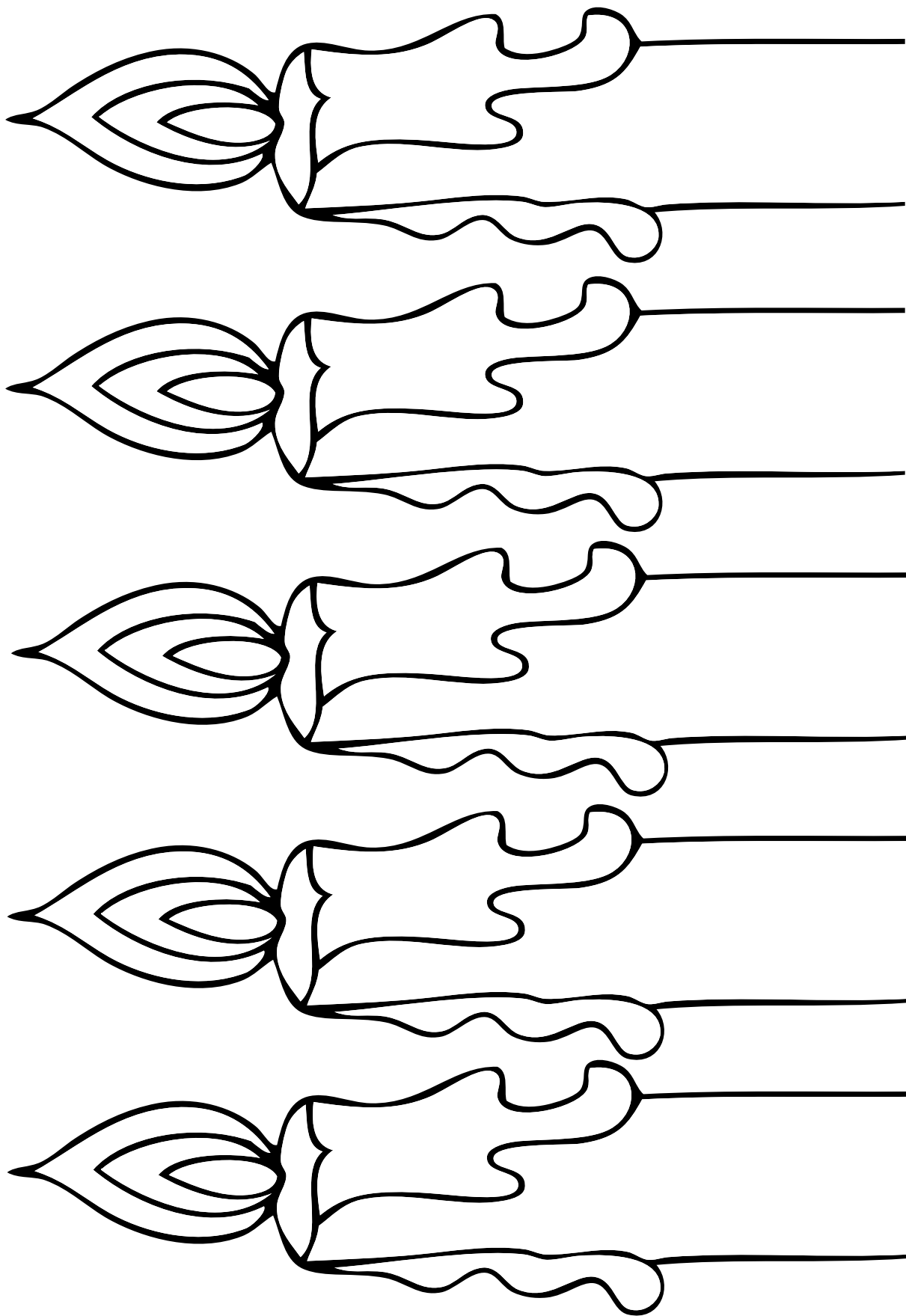
## Bringing it All Together – Taking it to Others

Today we have been learning about Simeon's joy as Jesus was brought to the Temple

The children can wear their candle headdresses to return into church. They might like to explain to the congregation why we celebrate Candlemas

Name

Age







## 5th Sunday of Ordinary Time - Choice A

### Aim

To have an understanding that we must shine as the light of Christ in the world.

### Today's Readings

**OT** Isaiah 58: 7-10  
**Psalm** 112  
**NT** 1 Cor 2: 1-5  
**Gospel** Matt 5: 13-16

### Today's Prayer

Come Holy Spirit and fill the hearts of your faithful and kindle in them the fire of your love.

**Amen.**

### Getting Started

Today we are going to talk about light.

When do we need light?

What do we need light for? Encourage examples of where they have experienced darkness.

What can we use to bring light? e.g. torch, lamp, candle

It is not only us that need light, can you think of other examples e.g. plants, animals

We are also talking about salt. When do we use and why we use salt. Explain how important this commodity was at the time of Jesus, this is a reason he would have used it as an example.

The weather is a lot hotter in Israel and at the time Jesus was on the earth there would not have been fridges or freezers to preserve food, they depended on salt.

### Today's Teaching

#### Bible Reading - Matthew 5: 13-16

In this reading Matthew records Jesus talking about the salt of the earth and the light of the world. Jesus told his disciples that they were the 'salt of the earth'. What do you think he meant by referring to them as salt? Salt is used to preserve and add flavour to our food. Jesus was telling his disciples how important they were in spreading the 'Good news'.

He also talks about them being 'the light of the world.' Jesus talks about a city, built on the top of a hill cannot be hidden, it will be seen from afar. He also says that nobody lights a lamp and hides it, it is put on a lamp stand where everyone can see and benefit from the light. In the days when Jesus was on the earth there was no electricity, you could not just switch on a light, they would have used oil lamps and a form of light. The light from which would spread throughout the house.

Jesus was saying to his disciples that they must shine, as the lamp shines, when they are with other people. For us Jesus is saying that the light from the candle we received at our Baptism we should share with those with whom we share our lives, so that we can all see more clearly and make our world

a better place for all. Our Baptism candle is lit from a larger candle, the Pascal Candle.

The saints have been shining lights in many different ways. Can you think of the names of any saints? Perhaps the Saint to whom your Church is dedicated. Others who may be familiar e.g. St Francis of Assisi, Mother Teresa etc.

We have candles in church. They may be in different parts of the church. How many candles are lit on the Altar for Mass? There may be a candle, in front of the Tabernacle, to show us that the Blessed Sacrament is present. Other candles may be near statues of Our Lady or the Patron Saint of your Church. When these are lit we can use them to make a prayer offering, in thanksgiving, for someone in need etc

## Today's Activity

*You will need an activity sheet for each child, Bibles, pencils, crayons or coloured pencils*

☺ *Younger children - On the altar draw the number of candles which are on the altar in your church. Draw other candles around the church.*

*How many candles are in your church?*

☀ *Older children – complete the worksheet on candles in church and using a Bible look up and copy the following references.*

*John 9:5*

*Ephesians 5:8*

*1John 1:7*

## Prayer and Worship

Say the prayer at the top of the session, or the Lord's Prayer, the collect for today or a prayer of your choice.

Suggested hymns: Give me oil in my lamp, keep me burning  
Shine Jesus shine


## Bringing it All Together – Taking it to Others

Today we have been learning that we must share the light of Christ with other people. We must spread the 'Good News.'

Name

Age

# Jesus, the light of the world.



John 9:5 “While I am in the world, I am the light of the world.”

Ephesians 5:8 “For you were once darkness, but now you are light in the Lord. Live as children of light”

John 1:7 “But if we walk in the light, as he is in the light, we have fellowship one with another, and the blood of Jesus Christ his Son cleanseth us from all sin.”



## 5th Sunday of Ordinary Time - Choice B

### Aim

To understand that we are shining lights of Christ.

### Today's Readings

OT	Isa 58:7-10
Psalm	112
NT	1 Cor 2:1-5
Gospel	Matt 5:13-16

### Today's Prayer

Dear God,  
Thank you for the light that Jesus brings to us.  
Make us shining lights and help us to pass the  
light on to others.  
**Amen.**

### Getting Started

Have you ever used a torch? Tell your group about a time that you used a torch. Why do people use a torch rather than turn the light on in a room?

Play Torch light – ask the children to dance around the room (you may want to use music). When you shine a torch onto someone they make a statue. The torch light is on them. Before repeating the activity pass the torch to the person who was the statue to shine onto someone else. To ensure the children's safety ask them not to shine the torch in anyone's eyes.

Draw attention to torch light illuminating one person; the light is limited to a small area.

### Today's Teaching

#### Bible Reading - Matt 5:13-16

In this reading the church and all the people in it are compared to shining lights.

"In the same way your light must shine in the sight of men, so that, seeing your good works, they may also give praise to our Father in heaven."

As a follower of Jesus we know that we are expected to behave in a particular way. God wants Christians to follow The Ten Commandments and listen to the teachings of Christ and live our lives following his teachings. Jesus gave us The Lord's prayer and The Beatitudes to help us to follow him and to know how God wants us to behave. If we live our lives using Jesus as a role model we can be shining examples in the world.

The good works we do can be seen by non-Christians and they will appreciate and be thankful that we are able to do the right thing. We may be seen to offer support to others in need. We may be there for others in times of trouble. As Christians we care about other people and the world around us. We can make a difference to others. We can also tell others about Jesus because some people will be interested to find out why we do good works.

God does not want us to hide our shining light, our good works. He wants us to shine out so that we provide light for others. We, and all those inspirational Christians who came before us, enable others to admire and value the light. Jesus is the light by which we see. His light helps us to follow his path.

At this point light your candle and say "This is the light of Jesus."

Light the children's candles from the light of Jesus candle. Say to the children "Look how the light shines more brightly when we accept the light of Jesus. We do not want to limit the light we want to spread the light throughout the world.

The light of Jesus can be spread if we carry his light to others.

## Today's Activity

*For this Activity you will need: Candles or tea lights for the leader and each child, matches for leader, an activity sheet for each child, coloured pencils or pens, and folded A4 paper to make chains of people..*

Colour the title and children. Colour around each child's head with a halo of yellow light. Colour the rays of light spreading from the world in all directions. Colour the land and sea in the globe.

- ☺ Younger children can hold hands in a chain to demonstrate how the light of Christ can be passed on to others. Include as many people as possible to extend the chain. Next make chains of paper people to represent Christians spreading the light of Christ throughout the world. These can be added to a map or globe.
- ☼ Older children can discuss an inspirational Christian/ saint who brought the light of Christ to others. Create an information sheet about that person.

## Prayer and Worship

Prayer: Say the prayer at the top of the page or the Lord's Prayer

Suggested Hymns: Shine Jesus Shine  
This little light of mine

## Bringing it All Together – Taking it to Others

Today we have been thinking about the light of Christ and how we, as Christians, can spread the light throughout the world.

The leader can light their candle again and explain that it represents Christ. The children can give out a few candles to members of the congregation then the leader or a child can light their candles. The children can say together:

"Your light must shine in the sight of men, so that, seeing your good works, they may give praise to your Father in heaven."

The children can sing "This little light of mine" and finish with the prayer above.

Name

Age

Spread the light of Christ  
in all directions. Let the  
people absorb the light







## 6th Sunday of Ordinary Time - Choice A

### Aim

To know that Christ came to help people keep the Laws of God the Father.

### Today's Readings

OT	Ecclus 15:15-20
Psalm	Ps 119
NT	1 Cor 2:6-10
Gospel	Matt 5:17-37

### Today's Prayer

Dear Lord,  
when we are weak and do wrong be with us  
and give us your love.  
Give us the strength, when we stray, to get  
back onto the path of righteousness.  
**Amen.**

### Getting Started

What rules do you have in your classroom and at school? Why do you think we need rules?

Do adults have to follow rules? What would happen if there were no rules?

Discuss this with the children and let them share their ideas.

Where can we find rules in the Old Testament? Go through the 10 commandments with the children (Exodus 20: 1-17). Which commandments have you kept?

### Today's Teaching

#### Bible Reading - Matt 5:17-37

When Jesus spoke to the people gathered to hear him on the Mount he told them that he had come to fulfil the laws of God not to get rid of them. The laws of God were still relevant to the people. Jesus was on earth to help the people of God to keep the laws. Keeping the laws of God was important. Jesus said "the man who keeps them and teaches them will be considered great in the kingdom of heaven."

But those who break the laws and encourage others to break the laws will be considered the least in the kingdom of heaven. As the people of God wanted to enter heaven, after death, they understood, with the help of Jesus, how important it was to keep the laws of God.

Keeping laws and obeying rules tells others about you. Are you the sort of person to make Jesus and God feel proud of you? What kind of things do you do each day to show others you are a good Christian? Thinking about others, putting ourselves in their position, helps us to be more thoughtful and considerate. Small deeds of kindness show others we are not selfish but willing to help others before considering our own needs. Performing acts of kindness enables us to find happiness.

How do you feel when you hold a door open for others? Often people passing through the door will thank you for holding it open for them. The short conversation that passes between you makes you feel better inside. It makes you feel happy. It also makes the person you have helped feel happy.

However when we are unkind, say unkind and hurtful things to each other or commit unkind acts we feel brooding anger, we are cross and our insides feel knotted with frustration. We are not happy and that 'poor spirit' affects our day and we are unbalanced. We may continue to be unkind and have difficulty changing how we feel and so our black mood remains.

Praying to God and Jesus, asking for support, for help in our black mood, brings us peace. We cannot

always resolve our wrongs or laws we have broken on our own. We need support and that support comes from God and Jesus. Reading extracts from the Bible, helps us to reflect upon our situation. We especially need to read and think about the words that Jesus spoke

“If your virtue goes no deeper than that of the Scribes and Pharisees, you will never get into the kingdom of heaven.”

Virtue – Good points

Jesus wants us to really live a good life. It is not good enough to come to church once a week and then go and live the rest of the week breaking laws and rules or being unkind and abusive to others. What we say and how we act must be a reflection of our Christian self. Christians are the people of God who keep his laws and are kind, caring and considerate to others in what they say and do.

## Today's Activity

*For this Activity you will need: an activity sheet, coloured pens or pencils, a writing pencil. Ensure the children understand the meaning of the words on the wordle.*

Colour the wordle and display it somewhere prominently to remind yourself of what you need to do to live a good Christian life. Add extra words and your name to make this more personal.

- ☺ Draw a picture of yourself doing something showing what you do to make God happy.
- ✧ Make a scroll from an A4 sheet of paper. Tape dowel or chop sticks to either end. Write your own rules for living a virtuous Christian life. You may wish to use some rules given to us by God and Jesus (10 commandments, Beatitudes, Lord's Prayer)

## Prayer and Worship

Prayer: Say the prayer at the top of the session, or the Lord's Prayer, the collect for today or a prayer of your own choice

Suggested Hymns                      A new commandment I give you  
God is love, his the care

## Bringing it All Together – Taking it to Others

Today we found out that Christ came to help people keep the Laws of God the Father. We have considered how to keep the laws of God and the teachings of Christ in our own lives. The children can tell the congregation some ways they can lead a virtuous life by reading out some of the words. The older ones can add their own words.

Ask the congregation to sing the echo (*italics*) to the following version of the campfire song below

You'll never get to Heaven (Oh you'll never get to Heaven)

If you break God's laws (If you break God's laws)

'Cos all your flaws ('Cos all your flaws)

Won't get applause (won't get applause)

Oh you'll never get to Heaven if you break God's laws

'Cos all your flaws won't get applause

I ain't gonna grieve..... my Lord no more

(Chorus\*\*) I ain't gonna grieve my Lord no more

I ain't gonna grieve my Lord no more

I ain't gonna grieve - my - Lord - no - more (twice.)

Name

Age

# Virtue

compassionate  
accountable  
faithful moral  
truthful forgiving  
kind committed  
concerned spiritual  
sympathize  
loyal  
religious  
responsible  
gentle considerate  
dutiful  
honest  
good  
calm  
respectable  
thoughtful  
honourable  
Christian  
pityfriend



## 6th Sunday of Ordinary Time - Choice B

### Aim

To learn about God's Law in the Bible and what Jesus says about it

#### Today's Readings

OT	Sir 15: 16 - 21
Psalm	Psalm 119:1–5, 17–18, 33-34
NT	1 Cor 2: 6 - 10
Gospel	Matt 5: 17 - 37

#### Today's Prayer

Lord Jesus, help me to see wonderful things in your Law. Give me understanding and I will keep your Law and obey it with all my heart.  
**Amen.**

### Getting Started

#### Game: Simon Says

Play the game to demonstrate obedience and disobedience. We obey commands that Simon says, but disobey if they are just commands on their own. Possible commands can be 'clap your hands', 'touch your toes', 'laugh out loud', 'hide your face', 'wave good-bye' and so on. Precede some of the commands with the words, 'Simon says' and other times say only the command. We are checking obedience in two ways, albeit in a simple game. Even the disobedience regarding the stand-alone commands is a form of obedience to the rules of the game.

Ask the children if they have rules at School? At Beavers/Cubs/Scouts? At Rainbows/Brownies/Guides? At Church? At Home? Where else? Is it important to obey rules? Why? Ask them if they have rules at home, like making their bed, tidying their room, doing homework before watching tv, going to bed at a certain time.

We find rules in the Bible too, don't we? Do you know what they are called? The children may know the term Ten Commandments. Tell them that these are often called God's Law, and sometimes the Law of Moses, as they were given to Moses on the mountain. We are going to find out what Jesus says about God's Law, and how important it is to obey God's Law.

Our memory verse today is taken from the Psalm, read or sung in church today:  
"Happy are those who walk in the Law of God"

### Today's Teaching

#### Bible Reading – Matthew 5: 17 – 37

I do not recommend reading this whole passage with the children. Either select a few relevant verses, or say the following:

God made some Laws for his people to keep. They were made so that they could live happily together and feel safe. It was important for everyone to obey God's Law, but as often happens, people forget to obey and become selfish and lazy. Some of Jesus' followers thought that Jesus would make life easier for them. They saw that the Pharisees led easy lives. They pretended to obey God's Law, but often didn't. They were greedy and lazy. So some people tried to follow their bad example and do the same. But Jesus put them on the right track. He told the people while he was speaking to them in the synagogue,

“Don't think that I have come to destroy the Law of Moses or the teaching of the prophets! I have come to make them complete! Nothing will disappear from the Law while we are still here on earth and while heaven is above us!”

Jesus told his followers that they had to do better than the Pharisees, who just pretended to do right. They had to obey God's Law and teach other people, and especially their children, to do so as well. He said they had to be honest, and if they said, “Yes” they had to mean it, and if they said, “No” they had to mean that too. It wasn't good to pretend or to make false promises.

In one of the readings in church today (Sirah), it talks about a choice to obey or to disobey God's Law. It is like choosing to put your hand in water or in fire. The water gives life, the fire death. We know that water gives life, as we couldn't live very long without water, and Baptism gives us life in Christ. So obeying God's Law gives us life too.

So how do we obey God's Law? (Pause for suggestions) We are told to love God with our whole self, with all our energy. Think of the energy we put into a football game or a running race, or any game we play. We must use the same kind of energy to show God we love him. We are told to love our neighbour, which means anyone we meet, whether they are a close friend or not. This means doing good to people even if they aren't very kind to us. It means helping someone in trouble, even if it means we can't do exactly as we want all the time.

Let's all say the memory verse together now (Getting Started section) This is what brings us true happiness, because we are doing what Jesus wants us to do.

## Today's Activity

*You will need an activity sheet for each child, pencils, crayons, coloured pencils, etc.*

The children can colour the memory verse on the activity sheet, and the illustrations. They can trace the path through the maze which leads to God's Law, and in the boxes they can draw the appropriate pictures to show that they have chosen the 'happy' way.

Extending the activity.

- ✧ Older children can look up the following passage in their Bibles, which is an account of the Pharisees asking Jesus about God's Law, with the intention of tricking him. Ask the children if the Pharisees succeeded. Ref: Matthew 22: 34 - 40
- ☺ Younger children can draw things they could do to show they are obeying God's Law.

## Prayer and Worship

Suggested hymns:           A sung version of the Lord's Prayer  
                                  Give me joy in my heart, keep me praising  
                                  God be in my head, and in my understanding

## Bringing it All Together – Taking it to Others

Let the children tell the congregation how important it is to obey God's Law, and that doing so leads to a happy life. They can read out the memory verse and show their activity sheets.







Name

## Age

# The Law of God

# Happy are those who walk in the Law of God

Draw the correct path through the maze to show the way the child/children should go to follow God's Law. You may like to draw some footprints on the path.



*Draw pictures in the boxes to show how you obey God's Law*





## 7th Sunday of Ordinary Time - Choice A

### Aim

To have an understanding that Jesus taught us that we must love our enemies and pray for those who persecute us.

### Today's Readings

**OT** Lev 19: 1-2, 17-18

**Psalm** 103

**NT** 1 Cor 3: 16-23

**Gospel** Matt 5:38-48

### Today's Prayer

Teach us, good Lord, to serve you as you deserve, to give and not to count the cost, to fight and not to heed the wounds, to toil and not to seek for rest, to labour and not to ask for any reward, save that of knowing that we do your will.

**Amen**

### Getting Started

Talk about who is our neighbour.

The answer may be those who live next door to our homes.

Discuss those who really are our neighbours, those whom we meet at church, at school at our local clubs, in the park etc.

### Today's Teaching

**Bible Reading - Matt 5:38-48**

Jesus continued his teaching to those who were following him. In this reading Jesus tells us that we should love our neighbour as ourselves. What did Jesus mean by this?

By referring to your neighbour Jesus was meaning those with whom we share our lives. Suggestions of those may be our immediate family, our extended family, those whom we meet at school, at clubs e.g. cubs, brownies, those who live near us etc.

Jesus means that we should treat everyone we meet with respect and treat everyone as equal. This can be very hard in some situations.

Jesus teaches us that we must not retaliate, if someone is unkind to you either physically or verbally, instead you must forgive them and try to be their friend and show love for that person.

There are different kinds of love, the love we have for our parents and siblings is a different kind of love we have for those we meet occasionally.

We need to love those who do not like us and we need to pray for those who wish us harm. It is easy to love someone who loves you in return. It is a lot harder to love someone who hurts you in any way. We must try to do what we know is right and try to be like Jesus, who always forgives.

In our own way we can contribute to bringing peace to others by offering our friendship to all those whom we meet, by learning to say sorry and forgiving those who hurt us in any way. This is not always easy.

The quote for today is, 'Love your enemies and pray for those who persecute you.' There may need to be an explanation of 'persecute'.

Talk about ways in which we can care for others, particularly those with whom we find it difficult to like. It may be sharing something with which we are particularly fond, giving help to someone who is less able or who has difficulties in some situations

## **Today's Activity**

You will need an activity sheet for each child, pencils, crayons or coloured pencils

☺ Younger children – colour in the quote, 'Love your enemies and pray for those who persecute you'. Then draw pictures of those who are our neighbours.

☀ Older children – complete the acrostic NEIGHBOUR with words explaining how we can help our neighbour, or it can be made into a prayer.

## **Prayer and Worship**

Say the prayer at the top of the session, or the Lord's Prayer, the collect for today or a prayer of your choice.

Suggested hymns: When I needed a neighbour  
It's me, it's me, it's me, O Lord

## **Bringing it All Together – Taking it to Others**

Today we have been learning that everyone is our neighbour and we need to treat them as we would like to be treated ourselves.

Jesus taught us that we should love our enemies.

Name

Age

Love your  
enemies and  
pray for those  
who persecute  
you.

**N**.....  
**E**.....  
**L**.....  
**G**.....  
**H**.....  
**B**.....  
**O**.....  
**U**.....  
**R**.....



## 7th Sunday of Ordinary Time - Choice B

### Aim

To understand God wants us to love our neighbour and our enemy.

#### Today's Readings

OT	Lev 19:1-2, 17-18
Psalm	103:1-13
NT	1 Cor 3:16-23
Gospel	Matt 5:38-48

#### Today's Prayer

Lord,  
help me to clothe myself with compassion and  
kindness  
so that I may help others in need.  
**Amen.**

### Getting Started

Choose one child to guess who needs help whilst the rest of the group mime an action showing they need help. Let the chosen child choose one child to help. They can mime their response. Look at the pictures on the activity sheet. Ask the children to identify how they might help the characters.

### Today's Teaching

#### Bible Reading - Matthew 5 v38-48

In today's reading Jesus went up a hill and the crowds followed him. He talked to the people and began to teach them. He told them it was not enough to love their neighbour, they must also love their enemies. He said

- Offer the wicked man no resistance
- Love your enemies
- Pray for those who persecute you

Discuss with the children the meaning of these phrases. Question whether they think it would be difficult to follow these teachings.

Show the children two bar magnets that repel on one side and attract on the other side. Let the magnets face the repelling side. Try to slide the magnets together. As they repel, tell the children that this is how most people feel about their enemies. Now turn the magnets so that they attract. Explain that Jesus wants us to love our enemies and pray for those who want to hurt us. Show the children how the magnets stick together.

Jesus wants us to try and be perfect just as God the Father is perfect.

God wants us to show compassion to others, to our enemies as well as to our friends, neighbours and families.

To be compassionate means we have to set aside our own concerns. We need to be sympathetic to the needs of others and Get Involved! We need to help someone else.

Jesus was compassionate – he was crucified on a cross to save us from our sins. He didn't know us but he knew that in order to save us he needed to give up his own life.

Setting aside our own concerns can be very difficult. But God wants us to think of others in need. If

we do this we become more caring and considerate and our relationship with others and God improves. God wants us to strive to be better people.

What does it feel like when we help someone? Does it make us feel good?

We need to notice when people are in need and develop compassionate hearts. We can start by performing random acts of kindness. We can practise kindness and compassion (Zechariah 7:9) daily in our lives. This will help us to face our enemy, empathise with him and show him compassion and love.

## Today's Activity

*For this Activity you will need: two bar magnets, an activity sheet for each child copied onto card, coloured pens or pencils, writing pencil scissors*

Discuss how you could help the characters on the activity sheet and write a short note to explain what you would do.

Colour the faces in the hearts black and the rest of the heart red.

Cut out the book mark and add to the list daily when you notice someone needs help and you respond to them.

Write a compassionate saying e.g. Can I help you?

- ☺ Draw three pictures to show how you are compassionate (smile or hug someone, listen, to them, be kind and giving, send a message a text or a card) or make a card to cheer someone up.
- ✨ Cut out red hearts and cut a jagged line through each heart to separate them into two sections. Tape the broken hearts back together with plasters. Write on the plasters how you can show compassion for others.

Create a design to illustrate the compassionate phrase: Don't judge - Hug

Explain why a hug can be so important to someone in need.

## Prayer and Worship

Pray the prayer at the top of the page or say the Lord's Prayer

Suggested Hymns:                      Cross over the road  
    We are marching in the light of God

## Bringing it All Together – Taking it to Others

Jesus told the people who had followed him up the hill to listen to him that it was not enough to love their neighbour, they must also love their enemies. He said

- Offer the wicked man no resistance
- Love your enemies


Ask a child to show the bar magnets and explain that the ends that are attracted represent our relationship with family, friends and neighbours whom we are willing to help. Then show the ends that repel and explain that this represents our enemies. It is hard to push these ends together just as it is hard for us to show compassion to our enemy.

But this is what God wants us to do.

Name

Age


# How can I help?



LOVE  
ONE  
ANOTHER

## Who needs help?

I spy with my super eye  
someone who needs help.



Lord have mercy  
Christ have mercy  
Lord have mercy





## 8th Sunday of Ordinary Time - Choice A

### Aim

To trust in God and know that he will provide what you need.

### Today's Readings

OT	Isa 49:14-15
Psalm	62:2-9
NT	1 Cor 4:1-5
Gospel	Matt 6:24-34

### Today's Prayer

Dear Lord, you know what we need. Help us to stop worrying about what we eat and what we wear. Help us to set our hearts on more important matters. Teach us to know you better and help us to make right choices in our daily lives. **Amen.**

### Getting Started

No one can be a slave to two masters: he will either hate the first and love the second, or treat the first with respect and the second with scorn. You cannot be a slave to both God and of money.

Being a slave to money means that you put money before everything else. It means you want money so much, and what it can buy for you, that you forget how you treat others including God and your friends, family and neighbours. It becomes the most important thing in your life. At Christmas time, when the adverts on the television show you the newest toy, game or iPhone do you feel yourself wanting an item so badly you plead with your parents and carers to get it for you?

There is a big difference between wanting something and needing something. Talk about the differences in your group and think of a time when you have wanted something so badly you have tried to influence adults in order to get what you want.

### Today's Teaching

#### Bible Reading - Matthew 6 :24-34

In today's reading Jesus tells the people not to worry about their life, what they will eat and what they will wear. He tells them there are more important things in life. God will make sure they are fed and clothed.

God knows what we need so we should not worry about material wealth. We need to stay focussed on worshipping God and leading a good life. We need to make the right choices. Choosing to devote our lives to making money may lead to evil influences. If making money and acquiring wealth becomes too important we are likely to spoil our relationship with others and ignore God. It is easy to get caught up with notion that getting rich will make us happy. But there are more important things in life.

Things that money can't buy:-

Manners, morals (doing the right thing), respect, character, common sense, trust, patience, love

Jesus says that we can't be a slave to two masters. We cannot please God and live a Godly life and

devote ourselves to making money at the same time. If we are eager for money then we stray from the path that leads to God. Being materialistic makes us greedy and self-centred. When we are greedy we can't stop ourselves from grasping more and we don't think about how much we might upset or hurt others in order to get what we want. We become desperate to keep what is ours and are not willing to share what we have. In extreme cases some people gamble, cheat and lie committing sins against their fellow man.

## Today's Activity

*For this Activity you will need: red, orange and green pencils, an activity sheet for each child. Colour the danger traffic light red and list in the box problems that occur when a person focusses purely on money.*

Colour the caution traffic light orange and list in the box some problems that occur when a person focusses on money and God.

Colour the traffic light green and list in the box how a person behaves when they follow God's path.

Add to the pictures in the Trust in God for all you need box.

☺ Younger children can draw a picture of a greedy person with lots of money and another of a person sharing their wealth with others. Write 'Danger' under the greedy picture and 'Go for God' under the sharing picture.

✧ Older children can create a poster to warn of the dangers of focussing on making money.

## Prayer and Worship

Hymn: Seek ye first the kingdom of God

Father we adore you ([worshipworkshop.org.uk](http://worshipworkshop.org.uk))

He's got the whole world in his hand

Pray the prayer at the top of the page or say The Lord's Prayer

## Bringing it All Together – Taking it to Others

Tell the congregation that today you have been thinking about the dangers of acquiring lots of money. Jesus said we can't be a slave to two masters. We cannot please God and live a Godly life and devote ourselves to making money at the same time. Tell the congregation some of the bad things that happen to you when money becomes too important in your life.

We should all ....

Trust in God for all you need (shout together)

Name

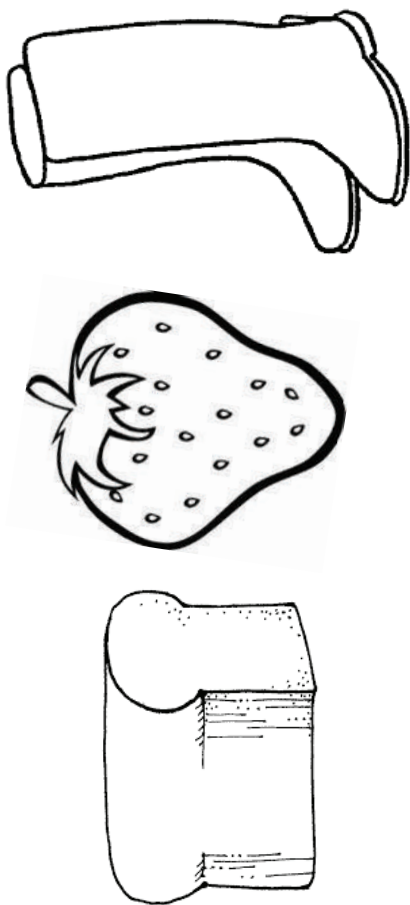
Age

Stop! Think! Are you a slave to money?

<input type="radio"/>	<input type="radio"/>	<input type="radio"/>
-----------------------	-----------------------	-----------------------

<input type="radio"/>	<input type="radio"/>	<input type="radio"/>
-----------------------	-----------------------	-----------------------

<input type="radio"/>	<input type="radio"/>	<input type="radio"/>
-----------------------	-----------------------	-----------------------



Trust in God  
for all you need

<b>DANGER</b>
---------------

<b>CAUTION</b>
----------------

<b>FOLLOW GOD'S PATH</b>
------------------------------





## 8th Sunday of Ordinary Time - Choice B

### Aim

To understand that we should not worry about anything, but fully trust and rely on God, who will supply all of our needs.

### Today's Readings

OT	Isa 49: 14-15
Psalm	Ps 62: 2-9
NT	1 Cor 4:1-5
Gospel	Matt 6:24-34

### Today's Prayer

Dear Lord,  
When our worries seem huge and insurmountable we know that you are there for us. Help us to bring our worries to you and surround us with your loving care.  
**Amen.**

### Getting Started

Discuss being a slave to two masters – Can you love money, wealth and fame and at the same time worship God? If you spend your life gaining money, wealth and fame can you truly serve God? How can you divide your time and focus between the two? How do you think God will feel if you spend all your time getting rich when there are so many people in need?

Tell the children the story of Zacchaeus the tax collector and discuss why he changed.

### Today's Teaching

For this Activity you will need: A small empty drawstring bag, writing pencils, post it notes approx. 5cm squarer.

Following God can be tricky. What if you have to do something that is really difficult that you don't think you'll ever be able to do? God doesn't want us to worry, he will be there to support us and supply all our needs. He knows when we are hungry and worried about what we'll eat. He doesn't want us to spend lots of money and time on clothes. He wants us to do the right things and make the right choices. If we set our hearts on God the things we need will be given to us.

Ask the children how much time they spend choosing clothes to wear. Is there anyone who helps them? How do they choose what to eat? Does anyone help them?

Ask the children if they have had any worries which they have spent time thinking about. If they have does thinking about them improve them? Thinking about your worries for long periods makes them grow. They shrink when we get on with other things and don't focus our attention on them. Ask the children if they have any worries. If they do, ask them to write it on paper. Fold up the worry so it cannot be seen. Pop it in the draw string bag, close the bag and give the worries to God through prayer.

*When worries take over your day  
Stop and talk to God, kneel and pray  
God knows all of your troubles, he cares  
He listens to all of our prayers.*

## Today's Activity

*You will need an activity sheet for each child, pencils, crayons or coloured pencils and scissors.*

☺ Younger children can colour in the worry monsters on the sheet and add a caption under last one themselves.

✧ For this Activity you will need: sheet of A4 white paper, coloured pencils

Create an information sheet to explain to others providence – the protective care of God. Use the Bible verses Matthew 6:25-34 to collect snippets of information. What will be your heading? One subheading needs to be about worries. Illustrate your sheet.

Additional activity for all

For this Activity you will need: sheet of A4 white paper, coloured pencils

Ask the children to think of all the things that worry them from day to day. Make a list of them. Take a worry and draw it as a monster. Give it a funny name and personality. Explain the worry. Exaggerate the worry to enlarge it. Explain how the worry can become smaller. When the children have finished ask them to share their monsters with each other. Now put all the monsters on a plate, perhaps the offering plate in church and offer the worries up to God.

## Prayer and Worship

Prayer: Pray the prayer at the top of the page or say the Lord's Prayer


Suggested hymns:            Seek ye first the kingdom of God  
                                     All things bright and beautiful  
                                     Father we adore you

## Bringing it All Together – Taking it to Others

Either put worries on the offering plate to offer to God in the service or offer them to God at the end of the service or during the sharing. Give the congregation a post it note and a pencil to write down a worry. Ask them to fold up their worry and pass round the plate to put worries on. Say a prayer over the worries and offer them up to God.

Name


Age



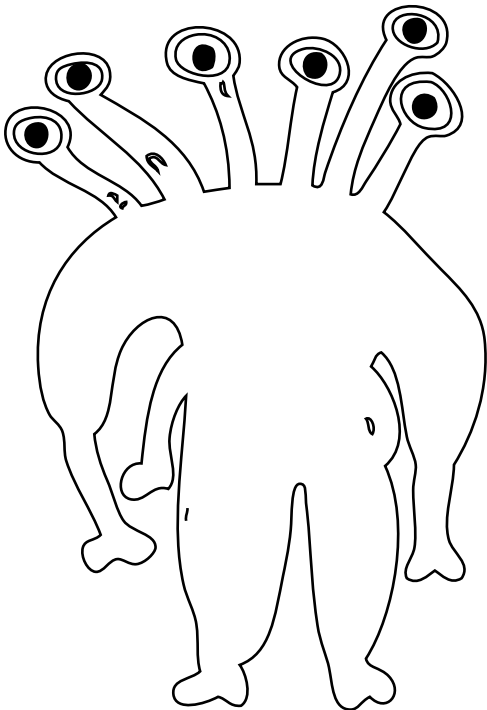
WHAT SHALL I WEAR TODAY ?




WHAT SHALL I EAT TODAY ?




WHO SHALL I PLAY WITH?



WHAT SHALL I DRINK?



WHO SHALL I TALK TO?







## 9th Sunday of Ordinary Time - Choice A

### Aim

To understand the importance of acting upon The Word of Jesus.

### Today's Readings

OT	Deut 11:18, 26-28, 32
Psalm	Ps 30
NT	Rom 3:21-25, 28
Gospel	Matt 7:21-27

### Today's Prayer

Lord,  
You are our rock. When we follow your teachings we can withstand life's storms. Help us to continue to build strong foundations of faith by acting upon your Word.  
**Amen.**

### Getting Started

Discuss as a group what a storm is. Make a collection of words to describe a storm. Storms are challenging and difficult to come through. What are some of life's storms? Discuss this in pairs. Some life storms – moving home, moving school, relatives, pets or friends die, losing friends, bullying. The children can add to the list.

In pairs improvise a stormy friendship.

Allow pairs who wish to share their improvisation time to do so. Ask the group to explain what was stormy about the situation.

Storms occur throughout our lives. They attack our sense of peace. They leave us feeling frightened and battered. After the storm we can feel disappointed or lost.

### Today's Teaching

#### Bible Reading – Matt 7:21-27

Ask a child to read aloud the text. The teacher then reads verses 24-27 aloud again slowly. Emphasise verse 24. Ask what is important in this verse- act upon the Word of Christ Jesus. Acting upon the Word of God:

Discuss what Jesus taught people thinking of what we know Jesus wanted the people to understand in his ministry.

- Love God and one another
- Have faith in Jesus
- Treat others how you want to be treated
- How to pray
- Freely forgive

Act upon these teachings. It is not enough to just listen to Jesus. We must act upon what we have heard. When we do we can build our Christian faith. We can stand firm in faith, just like the man who built his house upon the rock.

Discuss how can we show that we are acting upon the teachings of Jesus. Collect ideas from the

children on post it notes..If we don't follow the teachings of Jesus nor act upon them, then the foundations of our faith become unstable like the foolish man who built his house upon the sand. Hear the Word of Jesus and put His teachings into practice. Make sure you follow his instructions day by day. By doing this we show Jesus we love Him and remain firm in faith.

## Today's Activity

You will need an activity sheet for each child, pencils and crayons, building blocks e.g. Jenga or lego, and a small model house.

Today's activity is closely related to the song The wise man built his house upon the rock and it would be beneficial to sing this song together.

- Colour the pictures.
- Write in some of the bricks short phrases or words to remind you what the teachings of Jesus were.
- Learn the memorable verse.
- Practise the song together.
- Write one sentence on the back of your sheet starting I can act on the Word of Jesus by .....

☺ Younger children can colour the pictures and write a sentence to say what was silly about the foolish man's house. They can use building blocks to build a wobbly foundation and a strong foundation on which to put the model house.

✧ Older children can create a poster entitled The Foundations of Faith. They can draw small illustrations to show some of the teachings of Jesus e.g. praying hands- then write a snippet of information to explain this teaching. They can add the memorable verse.

## Prayer and Worship

Prayer: Say the prayer at the top of the page, the Lord's Prayer, the collect for the day or a prayer of your choice,

Suggested Hymns:                The wise man built his house upon the rock  
    The church's one foundation

## Bringing it All Together – Taking it to Others

The children can sing The Wiseman built his house upon the rocks to the congregation. They can show their pictures and a few can explain the words they have written in the bricks to remind themselves of some of the teachings of Jesus.

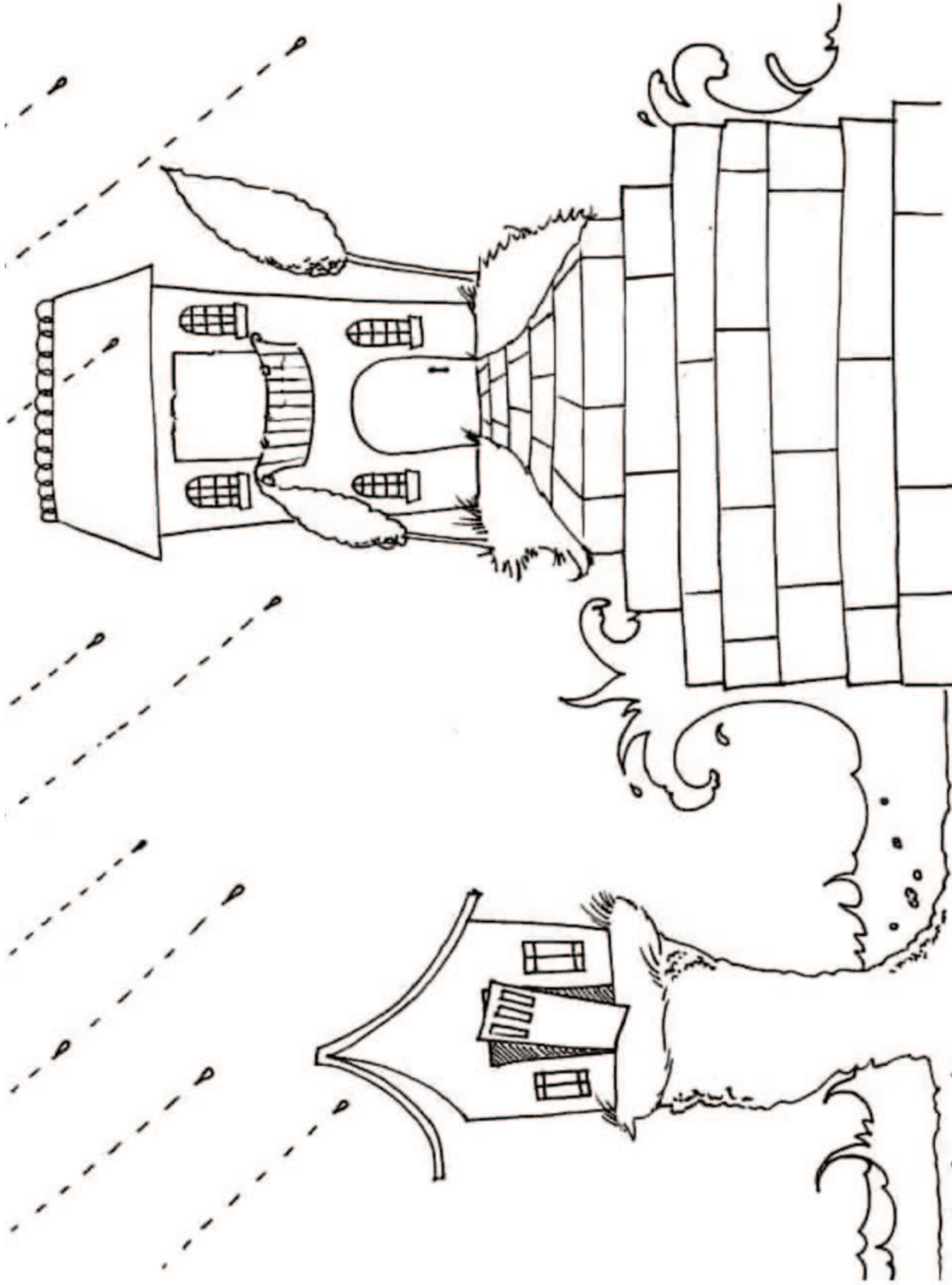
Together they can read aloud the memorable verse.

Finally, they can shout out together

ACT ON THE WORD OF JESUS because..... here the children can explain why it is not enough to just listen to the teachings of Jesus.

Name

Age



EVERYONE WHO LISTENS TO THESE WORDS OF MINE AND ACTS UPON  
THEM WILL BE LIKE THE SENSIBLE MAN WHO BUILT HIS HOUSE ON ROCK.



## 9th Sunday of Ordinary Time - Choice B

### Aim

To have an understanding that we need to build on our faith.

### Today's Readings

OT Deut 11:18, 26-28,32  
Psalm 30  
NT Rom 3:21-25,28  
Gospel Matt 7:21-27

### Today's Prayer

Teach us, good Lord, to serve you as you deserve; to give and not to count the cost; to fight and not to heed the wounds; to toil and not to seek for rest; to labour and not to ask for any reward, save that of knowing that we do your will. **Amen.**

### Getting Started

Talk to each other about how we have come to be in Church today. Is it because we have come as a family? Are we here on our own? Have we come with a friend? Is coming to Church a reasonably new experience or have we been coming for a long time?

Have you been baptised into the faith of Christ? Is it something that you remember or were you baptised as a baby? Have you taken part in, or seen a baptism in Church?

Being baptised is when we begin our journey of faith. Talk about those who are baptised as infants and the promises made by our parents and Godparents. Do you know who your Godparents are? If not, you can ask your parents.

### Today's Teaching

#### Bible Reading - Reference: Matthew 7:24-27

The Gospel today is in the form of a parable, told by Jesus. When Jesus was teaching His followers He often spoke in 'parables.' This was because Jesus wanted His followers to remember what He had said.

Jesus talked about a wise man who built his house on the rock, which would have a firm foundation. The winds came, the rain fell, the floods came but the house did not fall down. The foolish man built his house on the sand. There was a terrible storm, the wind was strong, the floods came and the rain was heavy. The house fell because it had no firm foundation. Jesus explained that those who build their house on the rock are those who listen to what he has to say and follows Him. Those who build their house on the sand are those who hear the words of Jesus but decide not to follow Him.

So Jesus was saying, that if you listen to me and do as I ask then your faith will be held firm and as the man who built the house on the rock. If you choose to ignore what Jesus was saying, then you will be like the fool whose house was washed away.

In this parable Jesus is not telling us about how or where to build houses. He is telling us that we need to build our lives on sure foundations and we will be rewarded with everlasting life. If we ignore

the teachings of Jesus, that we are greedy, selfish and unkind, then we will be like the foolish man and we will be left with nothing.

It is up to each one of us as to how we live our lives. We are continually learning about Jesus, and the way we should live our lives. How can we do this? Reading our Bibles, saying our prayers, regularly joining in worship, following the saints, going on Pilgrimage to Holy places etc.

## **Today's Activity**

You will need an activity sheet for each child

✧ Older children may wish to complete the verse Matthew Chapter 7 verse 24, by filling in the missing words.

☺ Younger children can draw ways of learning more about Jesus e.g. praying hands, reading the Bible

## **Prayer and Worship**

Prayer – Say the prayer at the beginning of the lesson, the Lord's Prayer, the Collect for the day or a prayer of your choice.

Suggested hymns: Peace , perfect peace,  
Praise him, praise him

## **Bringing it All Together – Taking it to Others**

Explain why Jesus spoke to his listeners in Parables. This parable teaches us that we need to continually build on our faith. Read the completed verse from Matthew Chapter 7 verse 4

Name \_\_\_\_\_

Age \_\_\_\_\_



**builds   acts   house   listens   rock   sensible   words**

'Therefore anyone who ..... to these ..... of mine  
and ..... on them will be like a .....  
man who ..... his ..... on .....





# Ash Wednesday - Choice A

## Aim

To understand the significance of Lent and Ash Wednesday.

### Today's Readings

OT	Joel 2:12-18
Psalm	Ps 51
NT	2 Cor 5:20 – 6: 2
Gospel	Matt 6:1-6, 16-18

### Today's Prayer

God our Father,  
At the beginning of this Holy season of Lent, we ask that you might change our hearts that we might become better followers of Jesus.  
**Amen.**

## Getting Started

*For this activity you will need paper and pencils.*

*Challenge the children to write down as many facts as they can about the life of Jesus.*

*They could work in pairs.*

*Ask each child / group to choose and share the most important fact on their list*

## Today's Teaching

**Bible Reading – Mathew 6: 1-6, 16-18.**

Establish with the children what Ash Wednesday is. It is the 1st day of Lent. Lent is when we remember the time that Jesus spent in the wilderness, immediately before he began his ministry.

Traditionally, on Ash Wednesday last year's palm crosses will be burnt before the service, and some of the ash mixed with a little oil to make a paste. During the Mass the congregation will be invited to come and receive the mark of the cross on their forehead from the priest, using the ash. In the past people did not wash this off, it was a sign of penitence. More recently, some priests have offered ashing on the streets of London and in other towns.

In church, you will notice that the altar frontals will have changed colour, from green, for ordinary time; to purple. Your priest will also be wearing purple vestments. In the church, purple is the colour that shows penitence, a time of preparation for something wonderful that is going to happen.

Which important festival is Lent a preparation for? - Easter.

In your church, all the banners may have been put away, the altar reredos and any statues may have been covered. Lent is a season of penitence for Christians. It is a huge contrast to the joyous feast of Easter which is the most important festival of the church's year.

As preparation for Easter, people traditionally give things up.

Why do we give things up in Lent? - to try to understand how Jesus felt during the 40 days and nights in the wilderness. What are you giving up for Lent? Today people often take something on that they don't normally do, eg reading the Bible every day. Your diocese may have a leaflet about how you can prepare for Easter during Lent.

Read Mathew 6: 1-6, 16-18.

In this reading we are being asked to quietly show that we are following the commands of God,

rather than showing off and boasting about how well we follow God in front of others

There are 3 things that we are being asked to do in the reading, what are they? To give alms, to pray to God and also to fast.

Alms is money that we give to help people who are less fortunate than ourselves. How might we do this during lent? Give to a charity, your diocese or church might have a special Lenten appeal. We must remember to do this quietly and not show off about it.

Why does God want us to do this?

Secondly we are also asked to pray.

What is prayer? it is a time when we talk to God.

What are the things that we should talk to God about ? We need to praise him, give thanks for all that he has given us, to say sorry for the things that we have done wrong, and to pray for others who are in need. We need to listen to God as well, and not talk at him while we pray.

Thirdly we are asked to fast. In the wilderness, Jesus fasted and ate nothing. He does not expect that we do this.

What could we do? Give up chocolate or something else you enjoy eating. Again you might have a church or diocesan leaflet giving you ideas about this.

## **Today's Activity**

*You will need an activity sheet for each child and pencils*

*The activity sheet has a wooden cross, draped with a cloth that needs to be coloured purple. There is a word search, and also a box in which the children can write or draw what they will be giving up for lent.*

## **Prayer and Worship**

Sit the children in a circle on the floor, or around a table; and light a candle.

Say the prayer at the top of the session

The Lord's Prayer, the collect for today or a prayer of your choice can be used to conclude

Suggested hymn: . Forty days and forty nights

## **Bringing it All Together – Taking it to Others**

The children can explain to the congregation why Ash Wednesday is so important. They can also show their worksheets.

Name

Age


Jesus  
Lent  
Ash  
Wednesday  
Dust  
Prayer  
Alms  
Fasting  
Purple

YASUS  
ADAM  
SENDS  
DEW  
DHL

ASAD  
SHS  
PRAY  
ENLA

USDM  
AUST  
JUR  
TIA

NGNI  
ITSA  
FLPI  
A



One thing that I can give up during Lent is....



# Ash Wednesday - Choice B

## Aim

To prepare ourselves for the season of Lent

### Today's Readings

First	Joel 2: 12 - 18
Psalm	Psalm 51: 3 - 17
NT	2 Cor 5: 20 – 6: 2
Gospel	Matt 6: 1 – 6, 16 - 18

### Today's Prayer

Lord God, we want to say sorry today for things we have done wrong in the past. We want to come to you now with thankful hearts, ready to travel with Jesus on the road to the Cross. In Jesus' name we pray.

**Amen.**

## Getting Started

You will need small pieces of paper, about a quarter the size of A4, and a cardboard box made up like a post box with a slit for posting 'letters.'

Today is Ash Wednesday. Today is the day we prepare ourselves for the season of Lent, which is the six weeks leading up to Easter Day, starting from today. The readings in church today tell us we need to return to God. This suggests we have gone astray, rather like sheep. There is a verse in the Bible which says, "We all, like sheep, have gone astray." (Isaiah 53: 6)

How, then, do we return to God? We come to say we are sorry for the things we have done wrong. At our church service on Ash Wednesday we can come to the altar and have ashes put on our foreheads. This is a sign that we have returned to God to say we are sorry. We can then move on through Lent, journeying with Jesus on his way to the Cross. This journey is in itself a preparation for our lives following Jesus.

Give each of the children a small piece of paper. Ask them to write or draw on the piece of paper something they want to say sorry for. This can be absolutely private. Some children may want to go to a corner by themselves to do this. Give the children five minutes to do this exercise. When everyone has done this they can now post the papers into the post box. Say a short prayer asking for God's forgiveness (today's prayer above would do nicely), and tell the children that now they can know that whatever is on their piece of paper has been forgiven.

## Today's Teaching

### Bible reference: Matthew 6: 1 – 6, 16 – 18 (Jerusalem Bible)

You will need at least one Jerusalem Bible. If you want the children to take part in the reading they will need their children's Bibles. Verse 1 should be read at the beginning from the Jerusalem Bible by an adult reader. The rest of the passage can be read from either a Jerusalem Bible or a children's Bible.

Read verse 1 of the Bible passage from the Jerusalem Bible. Ask the children what this means. Hopefully they will respond by saying that we shouldn't boast about the things we do well. We can feel happy about them, but we mustn't be boastful.

Explain that alms-giving is giving to poor and needy people. Then read verse 2, explaining that the

hypocrites are the people who pretend to do good things and show off when they do, but the rest of the time they do not do what God wants them to do. They want to look good in front of their friends but don't really care for the people they are giving their money to.

Now ask the children to listen carefully as you read verses 3 and 4 to see if they can tell you how we are supposed to give to needy people. After reading the verses ask the children if they can think of ways we can do this? (e.g. bring something to church for the food bank quietly; put some pocket money in a charity box without boasting; take toys, in good condition, to the local hospital for children who are sick) All these things should be done without boasting about what we are doing.

Say that the gospel reading today also tells us how we should pray, and ask the children to listen carefully as you read verses 5 and 6, to find out how we should pray to God. Let the children comment on this if they wish.

The gospel reading also says that when we fast, which is what we are doing when we give up something for Lent (the six weeks from Ash Wednesday to Easter Day) we shouldn't boast or show off about that either, nor should we grumble about it nor look sorry for ourselves, but should do it willingly and cheerfully. Now read verses 16 to 18 to demonstrate this.

This doesn't mean we shouldn't feel pleased and happy when we do things the right way. It means that we should have the right attitude and do whatever we are doing to please God first and foremost.

As well as giving something up for Lent, like sweets or chocolate, we can do something extra for the good of others in our family, at school or in church. The children may like to suggest some things, like helping at home, doing some extra tidying up in church or Sunday School, e.g. putting hymn books away, tidying away crayons and pencils etc.

## **Today's Activity**

You will need an activity sheet for each child, pencils and colouring materials.

The children can colour their activity sheets and follow the simple instructions.

✧ Older children may like to write an acrostic prayer or poem using the words 'ASH WEDNESDAY' or 'SORRY' They may also like to look up Isaiah 53: 6 and consider who is being referred to by the prophet Isaiah.

## **Prayer and Worship**

Say the prayer for today and/or the Lord's Prayer.


Suggested songs - "Take my life and let it be" - "One more step along the world I go" - "When I needed a neighbour were you there?"

## **Bringing it All Together – Taking it to Others**

The children can show their activity sheets and/or acrostics and say that they have been getting ready for the season of Lent which is just starting, by saying 'sorry' to God for the things they have done wrong and by thinking of some extra things they can do to be helpful, but they're not going to boast about them! If they have been reading Isaiah 53: 6 one of the children could read it out.

Name

Age



Put a ✓ or X in each box to show whether the people in the pictures have the right attitude. Colour the pictures.

On a separate piece of paper, draw something you might do for Jesus during Lent.





# Introduction to Lent

Lent begins on Ash Wednesday and as we go through Lent we try to grow closer to Jesus, through our knowledge and love of Him.

At the beginning of Lent we can make a 'Promise' which we hope will help to focus us in our thoughts and actions and help us to grow closer to Jesus.

Each child will have a copy of the Lenten Journey Sheet to add to each week, this can be prepared in A4 or A3 size.

As Lent is a time of 'Spring' in the Churches calendar we can record each week – in the bulb shapes on the sheet– how much we have kept to our Lenten Promise and how the weekly topics have helped us grow in our faith.

1st Sunday of Lent: To decide on our individual Lenten promises and complete on the Lenten Journey Sheet. To have an understanding that Jesus was also tempted.

**2nd Sunday of Lent:** The Transfiguration

**3rd Sunday of Lent:** The Samaritan woman at the well

**4th Sunday of Lent:** Mothering Sunday- a separate topic

**5th Sunday of Lent:** Mary, Martha and Lazarus – turning to Jesus in time of need

**Palm Sunday:** The entry of Jesus into Jerusalem

**Easter Day:** The joy of the Resurrection

For Choice A - each week the roots and shoots of the bulbs on the Lenten Journey Sheet are bigger and we record how our 'Faith' grows as we journey through Lent.

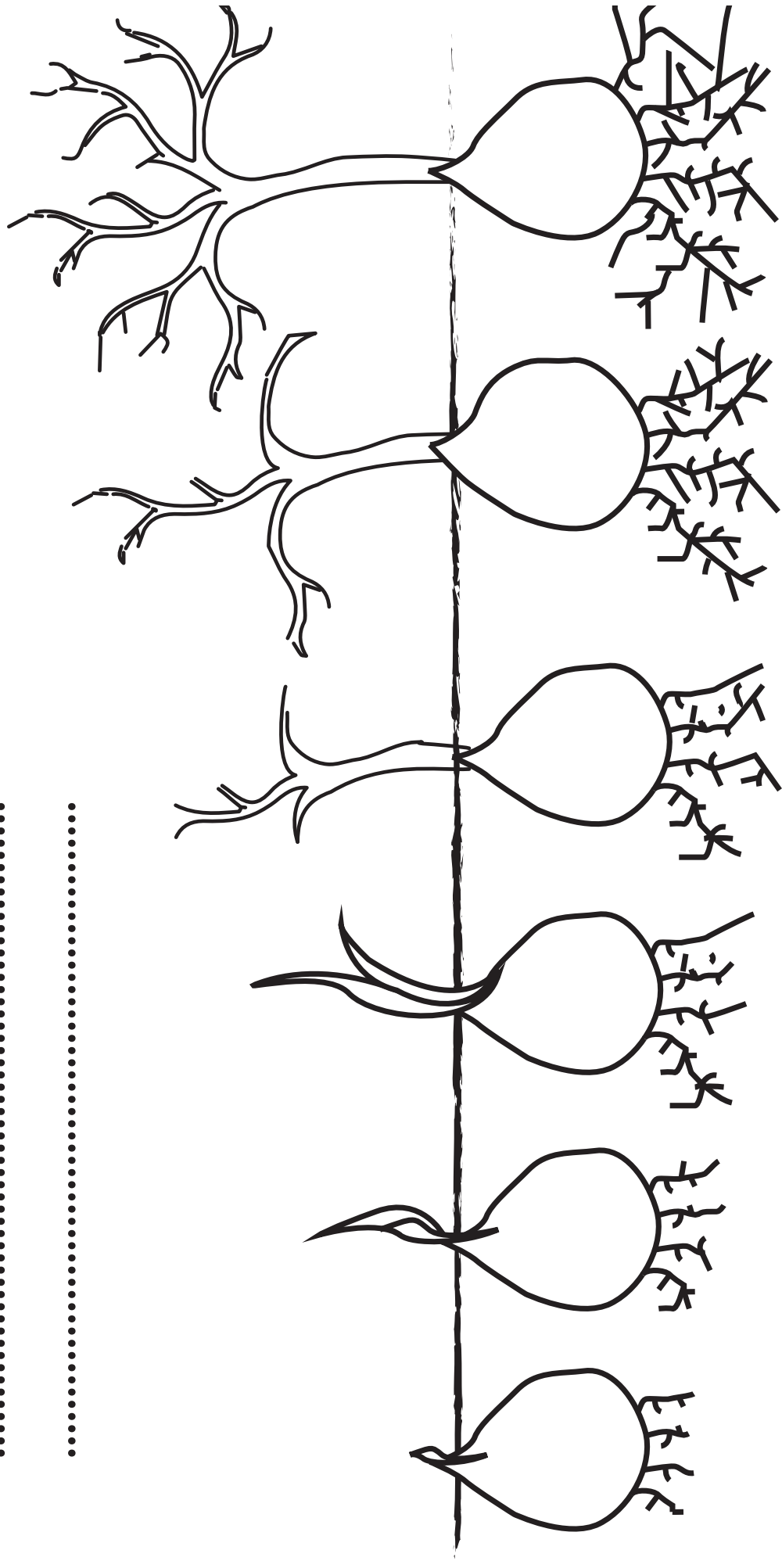


My Lenten promise is

.....

.....

.....





# First Sunday of Lent - Choice A

**Aim** - To have an understanding that Jesus was also tempted.

## Today's Readings

OT: Genesis 2:7-9; 3:1-7  
Psalm: 51:3-17  
NT: Rom 5: 12-19  
Gospel: Matthew 4:1-11

## Today's Prayer

Almighty God, whose Son Jesus Christ was tempted, yet without sin.  
Give us grace to discipline ourselves in obedience to your Spirit.  
Through Jesus Christ your Son our Lord.  
**Amen.**

## Getting Started

We are now in the season we call Lent. This began last Wednesday with Ash Wednesday. This is a time in the Church' year when we prepare ourselves for the events of Holy Week and the great feast of Easter. There are forty days in Lent.

The priest wears purple vestments and the colour in Church is purple.

During Lent we make promises to help us draw nearer to Jesus. It may be that we give up something we enjoy or promise to do something that will benefit others. It may mean that we decide to spend more time saying our prayers or reading our Bible, so that we can draw nearer to Jesus. We try to be less selfish and need to give of our time and talents to others.

When we say the Lord's Prayer we ask specifically, 'Lead us not into temptation.'

Can you think of some of the ways you are tempted? How do you react, do you take the easy option or try to respond in the way you know is right?

## Today's Teaching

### Bible Reading – Mathew 4:1-11

In this reading we learn about Jesus being tempted in the wilderness. The wilderness is a very barren place. It is very bare; there is no vegetation, only rocks and stones. Jesus was led by the Spirit to stay in the wilderness for forty days, in preparation for His ministry.

Jesus was tempted three times by the devil.

The first temptation was a suggestion, as he knew Jesus would be hungry, that Jesus turns the stones into bread. This would satisfy his human need of hunger.

The second temptation is the devil asking Jesus to test God. Jesus is invited to throw himself off the top of the temple, which would be very high, and see if the angels would save him.

The third temptation is the devil, taking Jesus to a high mountain, showing Him all the kingdoms of the world, and offering them to Jesus if He was to fall down and worship him.

Jesus resisted the temptations of the devil. The devil left him and suddenly angels appeared and looked after Jesus.

We have all been tempted to do something we know is wrong. God wants us to choose what is right, but this is not always easy. I am sure we all have had times when we do something we know is wrong. When we are tempted in this way we must remember the experience of Jesus in the wilderness. How he rejected the temptations of the devil, and so must we. We must ask Jesus to help us resist temptation. We must try to do better, to do what is right and remember that Jesus gave his life for our wrong doings.

Jesus showed us the importance of spending time looking at both the good and the bad things in our lives and how we can grow closer to God through prayer. Jesus did not always find it easy but with God's help he chose the right thing and turned away from temptation.

If we ask for help, in prayer, from Jesus we too can chose the right thing to do in difficult situations.

## **Today's Activity**

Under the heading of 'My Temptations' draw a picture of yourself in the centre of the page and on the left make a list, or do drawings to illustrate some of the things which tempt you and on the right make a list or do drawings of what you can try and do about them.

☺ At the bottom of the page younger children can colour in the sentence.

## **Our Lenten Journey**

Complete the first bulb on the Lenten Journey Sheet writing inside what can help us draw closer to Jesus.

## **Prayer and Worship**

Say the prayer at the top of the session, or the Lord's Prayer, the collect for today or a prayer of your choice.

Suggested hymns:

Sung version of The Lord's Prayer  
Be still for the presence of the Lord

## **Bringing it All Together – Taking it to Others**

Today we have been learning about Jesus in the wilderness when he was preparing for His ministry. He was tempted by the devil, three times. Jesus resisted the temptations.

Ask confident children to share their works sheets, giving an example of a temptation that they face and an example of what they can do to help to resist the temptation

Share with the congregation what we have written in the first bulb of the "Lenten Journey Sheet"

We pray that we may have the strength to do what is right even when it is difficult, making a particular effort during this time of Lent, as we prepare to celebrate the Resurrection at Easter.

# *My Temptations*

Name

Age

I am tempted by....

Me

This is what I hope  
to do about it...

With the help of God  
I can resist temptation





# First Sunday of Lent - Choice B

## Aim

To understand that Jesus prepared himself before he set about his teaching ministry.

### Today's Readings

1st Sunday of Lent

OT	Gen 2:7-9; 3:1-7
Psalm	51:3-17
NT	Rom 5:12-19
Gospel	Matt 4:1-11

### Today's Prayer

Lord Jesus

Help us to make this season of Lent a special time where we think more about you. Help us to do good things and to resist the temptation to do bad things. Forgive us when we get it wrong and help us to try again.

**Amen.**

## Getting Started

This week is the first Sunday in Lent – and sets the scene for the season

Ask the children if they noticed what colour the altar frontal and what colour vestments the priest is wearing this morning. Hopefully someone will respond with “Purple”.

Remind the children that the colours used in church change according to the seasons of the church year – does anyone know why the colour has changed to purple and what season it now is?

Hopefully someone will respond with “Lent”.

Either explain or ask questions to draw out the following points depending upon the level of your group.

- Lent is the period of “preparation” before Holy Week and Easter
- Lent is 40 days long.
- Lent starts on Ash Wednesday, which was last Wednesday.
- Ash Wednesday is when we try to think about things we might be able to do better and how we can think more about Jesus. Remembering that Jesus gave his life for our mistakes.
- We try to change something in our lives during Lent to help to bring us closer to Jesus – this could be looking at the Bible more: giving up sweets or chocolate and perhaps giving the money saved to a charity: helping someone we know who is in need: helping more at home: being kind to someone who is often left out ..... there may well be other suggestions.
- There are two main cycles to the church year – this is the Easter cycle. The other cycle is the Christmas cycle. The period of preparation before Christmas is called “Advent”
- To help to remember colours and seasons it is often useful to remember that “P” is for “Purple” and for “Preparation”.

Can anyone remember who baptised Jesus? Well Jesus was baptised by John the Baptist which we thought about in Sunday School earlier this year. This happened before Jesus did all of the teaching, miracles and stories that we read about in the Bible. Immediately after he had been baptised Jesus did not rush straight off to do his teaching. Instead he spent time preparing and this is what we are learning about today.

## Today's Teaching

This reading lends itself well to being read by three people: a narrator, one to read what Jesus says and one to read what the devil says. If you have older children who are confident to do this ask them, otherwise use adult leaders.

Note the following 5 points – these will form the detail for the bottom section of the cross which is on the activity sheet.

- 1 Note that Jesus was led by the Spirit into the wilderness where he fasted for 40 days and nights.
- 2 The first temptation is that the devil knows how hungry Jesus is, so he suggests he turns stones to bread.
- 3 The second temptation is that the devil asks Jesus to test God by throwing himself off the temple and seeing if angels will save him.
- 4 The third temptation is that the devil offers Jesus power over all the kingdoms of the world, but in return he would have to worship the devil.
- 5 When Jesus has resisted the temptations the devil leaves him and angels appear to look after him.

Ask the children. How does Jesus defend himself against the devil's temptations? See what responses you get from the children. It is important to note that Jesus uses scripture ie quotes from the Bible which is the written word of God to protect himself from the devil's traps.

You could create a chart with the 3 temptations on the left hand side and on the right hand side the 3 scripture quotations used in defence

## Today's Activity

- You will need: an activity sheet for each child, pencils, felt pens, crayons, glue sticks and scissors. You are creating the lower vertical section of the cross. If you are making a large version to display in church you will need to have prepared this to match the one on the activity sheet. When the children have finished this first section of their cross either gather in for completion on Palm Sunday, or hand out large sheets of paper or card (at least 55cm high by 35cm wide) for them to stick this first section to – and keep the sheets to add the sections created over the next 5 weeks.

Colour in the words “40 days and 40 nights”.

- ☺ Younger children can colour the pictures on the left of the activity sheet, cut them out and stick them to the relevant areas of the cross
- ✨ Older children may prefer to write about the temptations rather than use the pictures, or have a mixture of both.

## Prayer and Worship

Read the prayer at the top of the page and then say The Lord's Prayer together.

Suggested Hymns: Forty Days and Forty Nights

or Lead us Heavenly Father, Lead us

## Bringing it All Together – Taking it to Others


You could share what you learnt about Lent in the “getting started” section.

Explain that during Lent you are taking part in the “journey of the cross” and each week in Sunday School you will be creating a section of the cross. Today we have created the bottom vertical section. If you have made a large version you can use this to explain the message from today and the three temptations – otherwise the children can hold up the ones they have made. Perhaps select different children to speak about each of the temptations. Remember that Jesus used scripture as his defence.


Name

Age

First Temptation




Second Temptation



Third Temptation



Forth Temptation



# 40 Days and 40 Nights

First Temptation

"Man does not live on bread alone, but on every word that comes from the mouth of God"

Second Temptation

"You must not put the Lord your God to the test"

Third Temptation

"You must worship the Lord your God and serve him alone"

Angels appeared and looked after Jesus



## Second Sunday of Lent - Choice A

**Aim** To have an understanding of Jesus revealing to His disciples who he really is.

### Today's Readings

OT: Genesis 12: 1-4a  
Psalm: 33:4-5, 18-22  
NT: 2 Timothy 1:8b-10  
Gospel: Matthew 17:1-9

### Today's Prayer

Day by day, Lord, three things I pray:  
to see you more clearly,  
to love you more dearly,  
follow you more nearly,  
day by day.  
**Amen.**

### Getting Started

Can you remember having a surprise, something you did not expect? Ask for examples, perhaps a surprise party, a visit to somewhere special, a present you were not expecting.

How do you react when this happens and you are not expecting it?

Who do you like to share the surprise with?

Can you think of someone you would like to surprise with someone or something special?

Jesus decided to share the surprise with His closest friends. Is that what you would do?

### Today's Teaching

#### Bible Reading – Matthew 17:1-9

Read the passage together

It was towards the end of the time of Jesus teaching that he began to reveal, to let His disciples know, who he really was. He took His closest Disciples to the top of a mountain. Can you remember their names? (Peter, James and John)

Do you think that they thought it was special, to be chosen to be taken apart from the other disciples. Maybe they were being taken apart to pray together, to have some teaching together....

How do you think they felt when they saw Jesus, with Moses and Elijah? Jesus was in dazzling white and He was talking with Moses and Elijah. Peter immediately wanted to worship and offered to make three tents, one for Jesus, one for Moses and one for Elijah. Peter obviously wanted to be practical and materialise what he was seeing, so that it would last. What do you do when there are times you are overwhelmed?

Peter was still speaking when they were covered by a cloud and there was God's voice, 'This is my Son. Listen to Him.' When they heard the voice the disciples were frightened and fell on their faces. Jesus told them not to be afraid. When they opened their eyes they saw only Jesus who reassured His disciples.

We need to listen to what Jesus says, but we also learn from the prophets of old. Moses was chosen by God to lead his people out of slavery in Egypt, to the Promised Land. He had taken them across the Red Sea and led them across the desert for forty years. He had also been given the Ten Commandments on Mount Sinai.

Elijah was a prophet, someone who spoke for God. He had warned people that they must follow God and not disobey him. Elijah, like Moses, trusted God and did whatever he asked. God wanted Peter, James and John to know that Jesus was His son. When the disciples opened their eyes they saw only Jesus. We must keep our eyes on Jesus and listen to what he says, but must remember that there were prophets of old who are recorded in the Old Testament.

In the days to come when, Jesus would suffer on the cross and die the three disciples would remember the glory of God as they had seen him on the mountain.

As they came down from the mountain Jesus said that they were to tell no one what they had seen and heard until the Son of man had risen from the dead. This would have been difficult for his disciples as they would have been excited about what they had experienced.

We now know that this would be after the death of Jesus and His resurrection that all would be revealed.

## **Today's Activity**

*You will need an activity sheet for each child, pencils, crayons or coloured pencils*

Colour in the heading, The Transfiguration

On the outline of the mountain draw the appearance of Jesus with Moses and Elijah.

In the cloud above the mountain write, 'This is my Son, the Beloved: he enjoys my favour. Listen to him.'

✧ Older children can write an account within the mountain.

## **Our Lenten Journey**

Complete the second bulb on the Lenten Journey Sheet writing inside something about the full revealed Glory of Jesus.

## **Prayer and Worship**

Say the prayer at the top of the session, or the Lord's Prayer, the collect for today or a prayer of your choice.

Suggested hymns:

Praise him, praise him

Rejoice in the Lord always

## **Bringing it All Together – Taking it to Others**

Today we have been learning how Jesus revealed himself to his closest friends. The voice from the clouds affirming that Jesus is the Son of God and that the coming of Jesus is a fulfilment of the prophets from the Old Testament.

Ask confident children to share their works sheets, explaining who is in the picture, and reading the words that Gos spoke.

Share with the congregation what we have written in the second bulb of the "Lenten Journey Sheet"

Name

Age

# The Transfiguration







## Second Sunday of Lent - Choice B

### Aim

To learn how Jesus showed the disciples who he really is and to recognise the importance of listening to him

### Today's Readings

2nd Sunday of Lent

OT            Gen 12:1-4a  
Psalm        33:4-5, 18-22  
NT            2 Tim 1:8b-10  
Gospel       Matt 17:1-9

### Today's Prayer

We thank you that you were revealed to us and that you came to us as a man and as our friend.

Help us always to listen to you, and to do our best to follow you in all that we think, say and do. **Amen.**

### Getting Started

This week is the second Sunday in Lent and we are completing the 2nd section of the cross on "Our Lenten Journey".

Use google images to locate an artistic impression of the Transfiguration – print a colour copy on A4 paper and stick it onto plain card. (alternatively you could use a spectacular scene from nature such as a sunrise or sunset etc). On the back of the card divide it into 12 equal sections – 3 rows of 4 – and write the number of each section on the back – cut out the sections. You will need a shaker and two dice. Lay the picture on the table face down with the numbers showing prior to the children coming in – as shown.

1	2	3	4
5	6	7	8
9	10	11	12

Ask the children what they can see on the table – hopefully you will get responses like "cards with numbers on". Point out that it looks pretty dull and boring. Play a game where they each take turns to throw the dice – if they throw a number that has not been thrown before they can turn that card face up – leaving it in the correct position. If they throw a duplicate number the dice pass to the next person. Once the picture is complete look at how beautiful and amazing it is. Point out to the children that the picture became revealed to them as they played the game.

Today we will learn how Jesus revealed something of himself to the disciples.

### Today's Teaching

#### The Transfiguration - Matthew 17:1-8

It was only towards the end of his teaching period that Jesus began to reveal to his disciples who he really is. Today is about a time when he took his three closest disciples, Peter, James and John, with him to the top of a mountain and something amazing and remarkable happened.

This reading lends itself well to being read by four people: a narrator, one to read what Peter says, one to read what God says and one to read what Jesus says. If you have older children who are confident to do this ask them, otherwise use adult leaders.

Ask the children how they think the disciples would have felt when Jesus asked them to go up onto the mountain with him? Maybe they thought they were going to pray together, or maybe there was something that needed to be said in private, or something special to learn. How do they think the disciples would have felt when they saw Jesus become so bright and Moses and Elijah there as

well? How does Peter react? (Note: 'tents' means 'altars'). Peter's immediate response was a desire to worship. What happened to the disciples when they heard God speaking? They were full of fear, and fell to the ground. What did Jesus do next? He reassured them.

The message from God reveals who Jesus is – verse 5: "This is my Son, the Beloved; he enjoys my favour. Listen to him." Note especially the last sentence – "listen to him."

The reassurance from Jesus to "Stand up – do not be afraid" also reveals to us that Jesus is our friend.

The second sentence in verse 8 says "And when they raised their eyes they saw no one but only Jesus", this reminds us that we should keep our eyes on Jesus, listening to what he says and being mindful of the prophets of old.

## Today's Activity

- You will need: an activity sheet for each child, pencils, felt pens, crayons, glue sticks, and scissors. You are creating the left hand horizontal section of the cross. If you are making a large version to display in church you will need to have prepared this to match the one on the activity sheet. When the children have finished this second section of their cross either gather in for completion on Palm Sunday, or add it to their large sheets that were started last week, sticking it into position – and keep the sheets to add the sections created over the next 4 weeks.*

Important: the activity sheet needs to be turned on its side before this section of the cross is decorated – so that the pictures are the right way up when it becomes the horizontal section of the cross.

Colour in the words "The Transfiguration".

☺ Younger children can colour the pictures on the left of the activity sheet, cut them out and stick them to the cross above the words "The transfiguration"

✧ Older children may prefer to write about the event rather than use the pictures, or have a mixture of both.

## Prayer and Worship

Read the prayer at the top of the page and then say The Lord's Prayer together.

Suggested Hymns: Shine, Jesus Shine

Immortal, invisible, God only wise

## Bringing it All Together – Taking it to Others

Explain that during Lent you are taking part in "Our Lenten Journey" and each week in Sunday School you are creating a different section of the cross. Today we have created the left hand horizontal section – it depicts the transfiguration as told in today's Gospel reading.

If you have made a large version you can use this to explain the message from today – otherwise the children can hold up the ones they have made. Retell the story using the pictures as a guide. Remember the key verse "This is my Son, the Beloved; he enjoys my favour. Listen to him."

Name

Age

THE TRANSFIGURATION



This is my Son, the Beloved; he enjoys my favour. Listen to him





## Third Sunday of Lent - Choice A

**Aim** - To understand how important water is in our life, both spiritually and in everyday life.

### Today's Readings

OT: Exodus 17: 3-7  
Psalm: 95:1-9  
NT: Romans 5:1-2, 5-8  
Gospel John 4:5-42

### Today's Prayer

Lord Jesus we thank you for water. That it was used in our baptism and we can continue to rely on your living water which is poured into our hearts by the Holy Spirit.

**Amen.**

### Getting Started

- Talk about a 'well' and what we get from it.
- How important is water in our lives?
- For what do we use water in our everyday lives? How is it used at home, at school, for leisure etc.
- From where do we get our water?
- Talk about how it would have been at the time of Jesus. There would have been no taps or pipelines. The only source for water was at a well and there would probably be only one in the village. People may have had to walk quite a distance to the well and it would be heavy if they had to carry the water.

### Today's Teaching

#### Bible Reading – John 4:5-42

Samaritan woman came to the well and Jesus asked her for a drink. The woman was surprised that Jesus had asked her because Jews did not usually associate themselves with Samaritans. Jesus said that He could give the woman 'living water'.

Jesus told the woman that if the people drank from this well they would be thirsty again but the water that He would give would become a spring of water that would be for eternal life.

The Samaritan realized that Jesus was a prophet, he was able to tell her all that she had done. She knew that Christ was coming and that when he came he would explain everything. Jesus told her that he was the Christ.

When the Disciples returned they were surprised to see Jesus talking to a Samaritan.

The woman rushed into the town to tell the people that she had thought she had found the Christ. Many Samaritans believed her because she said, 'He told me everything I have done.'

The Samaritans asked him to stay and he stayed with them for two days.

They believed that He was the Saviour of the world.

Water of life is the life which God gives us. It is poured into our hearts by the Holy Spirit. He fills us with love and goodness. He is the 'well' of God's life in us.

The Samaritan woman went to get water from the well and came away with the water of life. We need to accept Jesus, as the woman at Samaria did, and He will fill us with the Holy Spirit.

## Today's Activity

*You will need an activity sheet for each child, pencils, crayons or coloured pencils*

Colour in the heading, 'JESUS IS THE WATER OF LIFE.'

Colour the pitcher of water and the water overflowing.

Fill in the drips from the water jug with short prayers, giving thanks for the spiritual water, through which we will have eternal life.

## Our Lenten Journey

Complete the third bulb on the Lenten Journey Sheet writing inside how the 'water of life' brings us closer to Jesus.

## Prayer and Worship

Use the prayer at the top of the page, or say The Lord's Prayer together

Suggested hymns:            Water of life  
                                      I heard the voice of Jesus say

## Bringing it All Together – Taking it to Others

Today we have been learning that we are very dependent on water in our lives but if we let Him, Jesus will give us life which is poured into our hearts, by the Holy Spirit. He is the 'well' of God's life within us.

That Jesus, talking to a Samaritan, had come to spread His message of 'life' with everyone, not just the Jews.

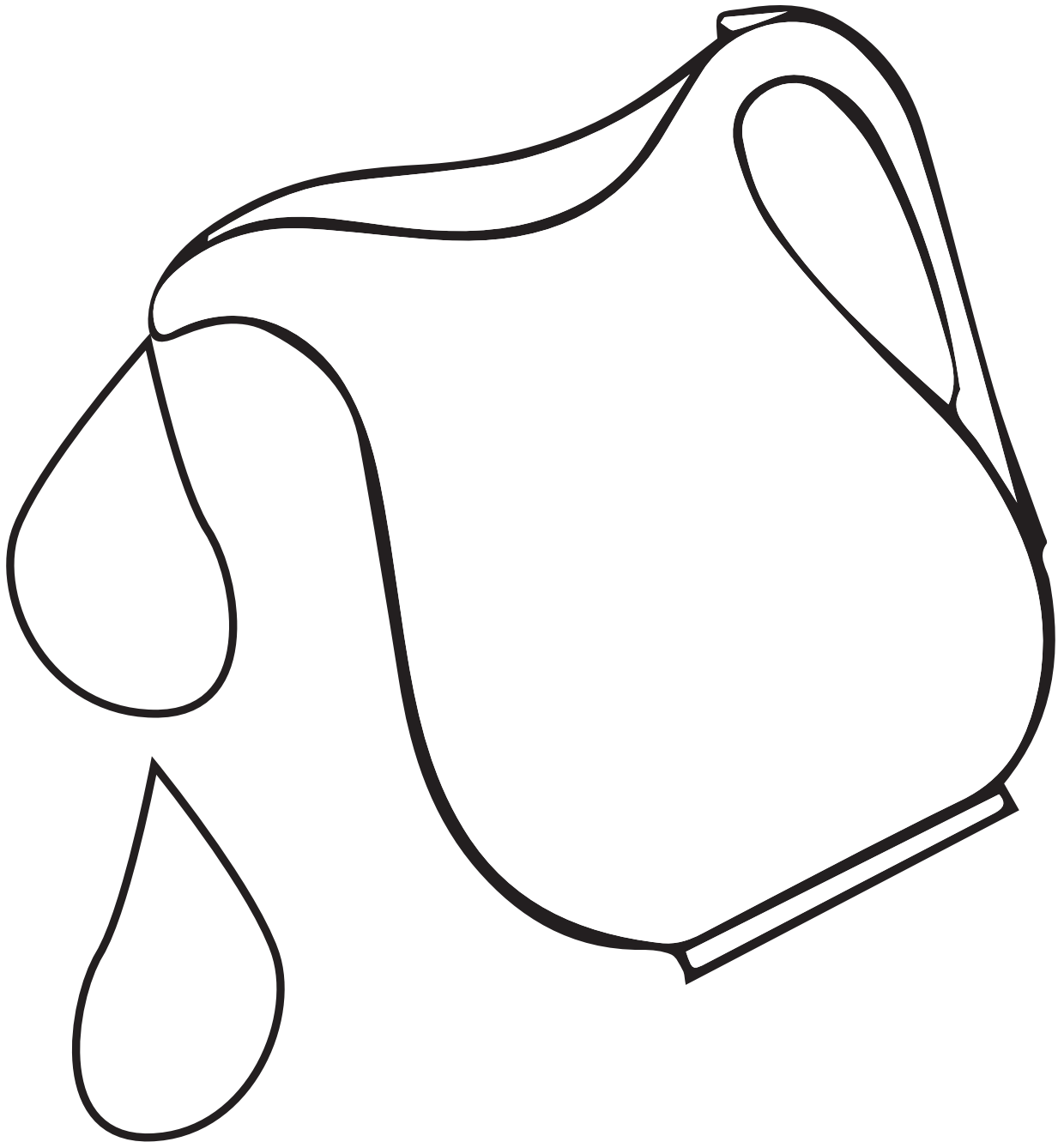
Ask confident children to share their works sheets, giving an examples of the prayers they have written

Share with the congregation what we have written in the third bulb of the "Lenten Journey Sheet"

Name

Age

# JESUS IS THE WATER OF LIFE







## Third Sunday of Lent - Choice B

### Aim

To learn that Jesus gives us a different kind of water, a kind that lasts forever.

#### Today's Readings

3rd Sunday of Lent

OT	Exod 17:3-7
Psalm	95:1-9
NT	Rom 5:1-2, 5-8
Gospel	John 4:5-42

#### Today's Prayer

Lord Jesus, we thank you for the gift of water, that all life needs. We pray for people who do not have clean water to drink for their physical needs. We ask you to give to us the living water that can fill our hearts so that we overflow with your love.

**Amen.**

### Getting Started

This week is the third Sunday in Lent and we are completing the 3rd section of the cross on "Our Lenten Journey". You will need a large sheet of paper with a line down the middle. Head up one side with the words "Water, where does it come from" and the other side "Water, what do we need it for?"

Ask the children to think about these two questions. Give them some plain paper and a pencil and ask them to spend two minutes writing down their ideas. Once the two minutes are up go round the group taking one answer at a time (if a child has run out of answers they can just say pass'.) Write the answers on the appropriate side of the large piece of paper. When the children have no more answers, you can conclude that there are a lot of places that water comes from. Add the word "well" if it has not already been suggested or circle it if it has, explaining that in Jesus' time people did not have water they could get out of taps in their houses – people had to fetch water from a well. Looking at the other question you can conclude that there are a lot of uses for water – it is essential for our daily physical needs.

Today we are going to hear a story about a woman who went to fetch water from a well, and came away with a different kind of water.

### Today's Teaching

#### Bible Story – The Samaritan Women at the Well – John 4:5-14

This reading lends itself well to being read by three people: a narrator, one to read what the Samaritan Woman says one to read what Jesus says. If you have older children who are confident to do this ask them, otherwise use adult leaders.

Explain to the children that Jews did not normally talk to people from Samaria, so it seemed unusual for Jesus to speak to the woman at all. However, Jesus speaks to anyone and everyone who will listen to him. The well in the story is a special one since it had been given to Jacob and his family.

Why do the children think that Jesus asked the woman for a drink? The obvious answer is that he was thirsty, and, indeed he probably was. But Jesus is taking the opportunity to start a conversation: he wants the woman to ask him questions so that he can give her the answers and show her the way to eternal life.

In verse 10 he says “If you only knew what God is offering and who it is that is saying to you: Give me a drink, you would have been the one to ask, and he would have given you living water”

Ask the children what the woman’s first response is – she sees that Jesus has no bucket – so how could he get the ordinary water from the well let alone this “living water”. Jesus responds in verses 13 and 14 with these well-known words: “Whoever drinks this water will get thirsty again; but anyone who drinks the water I shall give will never be thirsty again; the water that I shall give will turn into a spring inside him, welling up to eternal life”.

The water that Jesus is talking about is spiritual water – belief in him and through this we have eternal life.

## Today’s Activity

- You will need: an activity sheet for each child, pencils, felt pens, crayons, glue sticks, and scissors. You are creating the right hand horizontal section of the cross. If you are making a large version to display in church you will need to have prepared this to match the one on the activity sheet. When the children have finished this third section of their cross either gather in for completion on Palm Sunday, or add it to their large sheets that they have already started, sticking it into position – and keep the sheets to add the sections created over the next 3 weeks.

**Important:** the activity sheet needs to be turned on its side before this section of the cross is decorated – so that the pictures are the right way up when it becomes the horizontal section of the cross.

Colour in the words “I will give you living water”.

- ☺ Younger children can colour the pictures on the left of the activity sheet, cut them out and stick them to the cross above the words “I will give you living water”
- ✧ Older children may prefer to write about the event rather than use the pictures, or have a mixture of both.

## Prayer and Worship

Read the prayer at the top of the page and then say The Lord’s Prayer together.

Suggested Hymns: Water of Life

There is a river that flows from God above

## Bringing it All Together – Taking it to Others

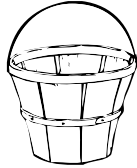
Explain that during Lent you are taking part in “Our Lenten Journey” and each week in Sunday School you are creating a different section of the cross. Today we have created the right hand horizontal section – it depicts Jesus with the woman at the well as told in today’s Gospel reading.

If you have made a large version you can use this to explain the message from today – otherwise the children can hold up the ones they have made. Retell the story using the pictures as a guide. Remember the key verse :

“Whoever drinks this water will get thirsty again; but anyone who drinks the water I shall give will never be thirsty again; the water that I shall give will turn into a spring inside him, welling up to eternal life”.

Name

Age



I WILL GIVE YOU LIVING WATER



## Fourth Sunday of Lent (Mothering Sunday) – Choice A

**Aim** - To thank God for our mother the church and for our own mothers

### Today's Readings

OT: Exodus 2:1-10  
Psalm: 34:11-20  
NT: 2 Corinthians 1:3-7  
Gospel: John 19:25-27

### Today's Prayer

Hail Mary, full of grace,  
the Lord is with thee;  
blessed art thou among women,  
and blessed is the fruit of thy womb, Jesus. Holy  
Mary, Mother of God,  
pray for us sinners,  
now and at the hour of our death.  
**Amen.**

### Getting Started

Before a discussion about our mothers there needs to be sensitivity about children who may not be in a home with a mother. It may then be appropriate to refer to someone who looks after you.

Discuss the things our earthly mother's do for us, day by day.

Things that happen without us thinking about it,

- food on the table,
- clean clothes,
- a story at bedtime etc.

They are always there in times of difficulty, in times of celebration etc.

Why do they do all these things for us?

### Today's Teaching

#### Bible Reading – John 19:25-27

Read aloud this short passage from St John's Gospel.

This is a record of what happened on the day that Jesus died for us on the cross, we remember this on the Friday in Holy Week. What is the special name for that day? (Good Friday)

We hear about Jesus caring for His mother, even when He was dying on the cross. He made sure that, after His life on earth, that His mother would be cared for by John, one of the very close friends of Jesus. Mary was the mother of Jesus and as such had a very important part to play in the life of Jesus, and is very important in our lives.

We also remember today our mother the Church. We regard the Church as our Spiritual home, where we are sustained Spiritually. The actual buildings are where we worship together, meet together with the Church's family, have fun together, pray together etc.

The one who is personal to us is our own mother, who takes care of our every need, both physically and emotionally, particularly when we are growing up. They help to make decisions for us, care for us when we are not feeling well, she cares, protects and provides for us. We need to appreciate what she does for us and remember to say 'Thank you', not only today but throughout the year.

## Today's Activity

*You will need an activity sheet for each child copied onto white card, pencils, crayons or coloured pencils*

The children can colour and decorate the card on the work sheet, as a small way of saying 'Thank you' to their Mothers or whoever it is that looks after them.

- ☺ Younger children may wish to add a drawing of themselves or their Mothers inside the card
- ✧ Older children could design and make their own Mothering Sunday card or write a verse, thank you prayer, or include a scriptural text.

## Prayer and Worship

Mary – the 'Hail Mary', or the Lord's Prayer, the collect for today or a prayer of your choice.

Suggested hymns

Holy Virgin, by God's decree (Ave Maria)  
At the cross her station keeping, vv 1,2

## Bringing it All Together – Taking it to Others

Today we have been learning that we have three mothers,

- our own earthly mother,
- Mother Mary, the mother of Jesus
- and our mother the Church.

The children can show the cards that they have made, and if older children have written 'thank you' verses they may wish to share these too.

Name

Age







## Fourth Sunday of Lent (Mothering Sunday) – Choice B

### Aim

To think about how Mother's love their children, and how God loves His Children.

#### Today's Readings

Mothering Sunday

OT	Exd 2:1-10
Psalm	34:11-20
NT	Col 3:12-17
Gospel	Jn 19:25-27

#### Today's Prayer

Loving Father

We give thanks to you for everyone who gives us love and care. We pray especially for our Mothers and those who look after us day by day.

**Amen.**

### Getting Started

Have a large sheet of paper and some different coloured post it notes(heart shaped of different shapes if possible) and felt tip pens or glittery gel pens.

Remind the children that today is Mothering Sunday, so we think about our Mother's or those who care for us day by day.

Head up the large sheet of paper with the words "Lord Jesus, we thank you for our Mothers and all that they do for us"

Ask the children to write on the post-it notes things that their Mother's do for them – perhaps three each, and then to stick them onto the large sheet of paper. In this way we will build up a poster showing the fruits of a Mother's love. If the children need some suggestions you could say things like "reads me a bedtime story" or "makes my lunch" or "kisses things better when I hurt myself" etc

A Mother's love for her child is often described as unconditional love – loving no matter what happens and without the need of reward. God's love for us is like that too, and if we are good at being followers of Jesus we should aim to love everyone in the same way.

### Today's Teaching

#### Bible Reading Col 3:12-17

Give all the children pencils and paper and ask them to listen very carefully as the Bible passage is read and see if they can write down things that the passage suggest will help us to be more like Jesus. Read the passage slowly. Hopefully the following words will be gathered:

- Love
- Compassion
- Kindness
- Humility
- Gentleness
- Patience
- Bear with one another (tolerance)
- Forgiveness

Ask the children what it is like when people behave like this towards us. Hopefully we will come to the conclusion that we feel safe and loved. Suggest to the children that we can make others feel

safe and loved if we behave in the way that the Bible passage suggests. Today let's start by showing our Mother's that we love them.

## Today's Activity

- *For this Activity you will need: The activity sheet printed on to card. Coloured crayons, scissor, glue-sticks and some blank A4 pieces of coloured card in a range of pastel colours.*

Take a sheet of coloured card and fold it in half to make a card for your Mother, use the flowers on the sheet to make a bunch of flowers on the front of the card – you can use them on the inside too. Write a special message for your Mother or the person you would like to give the card to.

If you are travelling on the Lenten Journey you may wish to colour some of the flowers to be placed at the foot of the cross that you are creating during Lent.

## Prayer and Worship

Use the ideas from the poster to form your prayer for today, perhaps asking different children to read from the poster.

Begin with "Lord Jesus, we thank you for our Mothers because"

Read from the poster

Finish with "Lord in your mercy, hear our prayer"

Conclude with the Lord's prayer.

Hymns: "Thank you for giving me the morning"  
"Morning has broken"



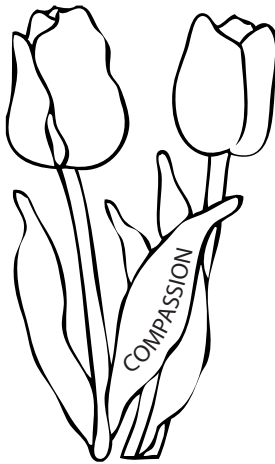




## Bringing it All Together – Taking it to Others

Show the poster that you have made asking the children to read out some of the post-its that they have written.

Explain that we read the reading from Colossians, and considered the way in which we are asked by Jesus to behave. List the words noted above. It is good to both receive and give all of these things. If the children have made cards they can be given to their Mothers.

Name

Age



HAPPY  
MOTHERS  
DAY



## Fifth Sunday of Lent – Choice A

**Aim** - To understand that we can always turn to Jesus in time of need.

### Today's Readings

OT: Ezek 37:12-14  
Psalm: 130:1-8  
NT: Romans 8:8-11  
Gospel: John 11:1-45

### Today's Prayer

Heavenly Father  
help us to have a faith  
like Martha and Mary  
and know that we can turn to you  
in prayer at any time.  
**Amen.**

### Getting Started

We need to be sensitive to the needs of those in the group and aware if there are any with recent deaths in their family.

Some very close friends of Jesus had a very difficult situation and they turned to Jesus in Faith.

We sometimes face difficult situations.

Can you think of a difficult situation in which you have found yourself?

How do we cope?

What can we do?

We can pray to Jesus about the situation and ask for His guidance. God will always listen to our prayer.

### Today's Teaching

#### Bible Reading – John 11:1-45

Jesus had three friends, Lazarus, Mary and Martha. They were brother and sisters. They lived in Bethany, which was not far from Jerusalem. One day Martha and Mary sent a message to Jesus because Lazarus was ill and they thought he was going to die. Jesus and His disciples went to Bethany, but by the time they got there Lazarus had been dead for four days.

Martha went to meet Jesus and said that if He had been there Lazarus would not have died. Jesus told Martha that Lazarus would live again. Martha declared her faith and said she knew that he would come back to life on the last day.

Jesus said, 'I am the resurrection. If anyone believes in me, even though he dies he will live, and whoever lives and believes in me will never die. Do you believe this?' Martha said, 'Yes, Lord, I believe that you are the Christ, the Son of God, the one who was to come into the world.'

Martha's sister Mary went to meet Jesus. Jesus was as upset as those who mourned the death of Lazarus. Jesus asked for the stone in front of the tomb to be taken away and after praying to God he called for Lazarus to come out. Many of the Jews who were visiting Mary, having seen this miracle believed in Jesus.

This was another miracle to show that Jesus really was the Son of God. Martha and Mary had faith and turned to Jesus in their time of need, so can we.

## Today's Activity

*You will need an activity sheet for each child and pencil*

Complete the word search with words from this miracle of Jesus.

- ☺ Younger children could draw a picture of Lazarus jumping out of the tomb with joy.
- ✧ Older children could write an acrostic prayer using the words “Jesus wept” (which happens to be the shortest sentence in the Bible). Write the word vertically down the left-hand side of a page. Create a prayer using single words or sentences beginning with each letter. So “J” could begin the sentence Just as I am, “E” could begin “Every day” etc

## Our Lenten Journey

Complete the fourth bulb on the Lenten Journey Sheet writing inside what we can learn from this miracle.

## Prayer and Worship

Say the prayer at the top of the session, or the Lord's Prayer, the collect for today or a prayer of your choice.

Suggested hymn:

It's me O Lord  
Peace perfect peace

## Bringing it All Together – Taking it to Others

Today we have been learning about another miracle of Jesus. He had feelings, as we have feelings and wept when he knew about the death of His friend. He spoke to His Father so that the people around Him would see and believe. Martha and Mary believed in Jesus. They knew that through the power of God, Jesus could do anything. He even had power over death.

Ask confident children to share the pictures they have drawn and the acrostic prayers that they have written.

Share with the congregation what we have written in the fourth bulb of the “Lenten Journey Sheet”

Name

Age

JESUS IS THE  
SON OF GOD

M	Q	L	N	B	Q	L	L	L	E	A	Y	F	Y	W
A	S	B	I	L	E	A	U	P	H	N	R	U	H	C
R	N	P	O	F	N	Z	R	N	Y	I	O	S	M	G
T	J	W	X	R	E	A	Y	S	E	C	P	T	E	O
H	S	L	E	W	Y	R	Y	N	T	O	M	B	S	I
A	B	T	G	E	A	U	D	Y	N	A	H	T	E	B
S	E	E	R	M	O	S	A	F	U	H	V	Q	D	R
T	R	U	L	N	S	V	K	I	J	T	B	P	I	E
T	P	E	M	I	R	A	C	L	E	I	B	F	S	H
K	T	V	T	Y	E	Q	L	T	J	A	W	N	R	T
O	S	A	D	S	J	V	W	C	Q	F	Z	B	M	O
T	C	Q	I	U	I	I	E	A	I	P	X	T	A	R
I	T	M	I	Y	M	S	P	L	S	B	M	X	V	B
J	W	Y	N	G	P	Y	I	Q	E	J	R	Z	L	X
S	U	S	E	J	K	C	J	P	C	Y	H	P	B	A

MARTHA  
MARY  
LAZARUS  
JESUS  
FRIENDS  
TOMB

BETHANY  
SISTERS  
BROTHER  
ETERNAL  
LIFE

STONE  
MIRACLE  
FAITH  
PRAYER  
BELIEVE





## Fifth Sunday of Lent – Choice B

**Aim** - To understand that Jesus is always there to help us no matter how big (or small) the

### Today's Readings

5th Sunday of Lent

OT	Ezek 37:12-14
Psalm	Ps 130:1-8
NT	Rom 8:8-11
Gospel	John 11:1-45

### Today's Prayer

Lord Jesus, we thank you that you are always here for us and that we can turn to you for help. We pray for all those who work in the service of others: teachers, doctors, nurses, police and fire officers and many others. Teach us, too, how to be your instrument of help for others.

**Amen.**

### Getting Started

This week is the fifth Sunday in Lent and we are completing the 4th section of the cross on “Our Lenten Journey”. For this section you will need to make some cards in pairs with a situation requiring help and the appropriate helper ie “a building on fire” and a “fireman”; “someone who is hurt” and “a doctor or paramedic”; “someone stealing something” and “a policeman”; “someone praying” and “a picture of Jesus”; “someone at school” and “a teacher” etc

Place the cards face down on the table and play a game of picking up two's with the children. Explain that they are looking to find pairs of situations requiring help and the appropriate person who can help. If a correct match is found that pair is removed – otherwise the cards are turned face down again and the next child has a turn.

When all of the pairs have been selected, recap with the children that there are lots of situations in life where we need help. We can pray to Jesus about any situation, and he can guide us. Jesus will always be there to listen to our prayer.

Today we are going to hear about a really big problem that some friends of Jesus had, and how Jesus came to fix it.

### Today's Teaching

#### Bible Story – The Resurrection of Lazarus – John 11:1-45

This is a long and complicated reading, so here is a simplified version to use if you prefer. Jesus had three friends, two sisters and a brother: Mary, Martha and Lazarus, who lived at Bethany in Judea. One day the sisters sent word to Jesus that Lazarus was ill. Although Jesus loved Lazarus and the sisters he did not go to them straight away, but said to his disciples that the sickness would end in God's glory. Two days later Jesus decided that he must go to Lazarus, but his disciples were worried because the people in that place had not been very friendly to Jesus. Jesus said that Lazarus had died and that he must go to him – not just for the sake of Lazarus, but for everyone so that they would understand and believe who he was.

When Jesus arrived Martha, Mary and many others were weeping because the Lazarus had died. In his compassion Jesus wept too. Martha said to Jesus “If you had been here my brother would not

have died, but I know that even now, whatever you ask of God he will grant you.” Jesus reassured her that her brother would rise again – but Martha thought he was talking about the last day at the end of time. Jesus said this very important verse

“I am the resurrection. If anyone believes in me, even though he dies he will live, and whoever lives and believes in me will never die.”

They went to the tomb and Jesus asked for the stone to be rolled away from the entrance. Some people were worried about this because Lazarus had been dead for 4 days now. When the tomb was open Jesus prayed to the Father. He then called out “Lazarus, here! Come out” and the dead man came out and was well.

This was an amazing thing which showed that Jesus really was the Son of God. Many of the people who were there began to follow Jesus and to believe in him.

## Today’s Activity

- You will need: an activity sheet for each child, pencils, felt pens, crayons, glue sticks, and scissors. You are creating the top vertical section of the cross. If you are making a large version to display in church you will need to have prepared this to match the one on the activity sheet. When the children have finished this fourth section of their cross either gather in for completion on Palm Sunday, or add it to their large sheets that they have already started, sticking it into position – and keep the sheets to add the final section to be completed next Sunday.

Colour in the words “Jesus wept”.

- ☺ Younger children can colour the pictures on the left of the activity sheet, cut them out and stick them to the cross above the words “Jesus wept”
- ✧ Older children may prefer to write about the event rather than use the pictures, or have a mixture of both.

## Prayer and Worship

Read the prayer at the top of the page and then say The Lord’s Prayer together.

Suggested Hymns:

Lord of all Hopefulness

O Jesus I have promised

## Bringing it All Together – Taking it to Others

Explain that during Lent you are taking part in “Our Lenten Journey” and each week in Sunday School you are creating a different section of the cross. Today we have created the top vertical section – it depicts raising Lazarus from the dead as told in today’s Gospel reading.

If you have made a large version you can use this to explain the message from today – otherwise the children can hold up the ones they have made. Retell the story using the pictures as a guide. Remember the key verse:

“I am the resurrection. If anyone believes in me, even though he dies he will live, and whoever lives and believes in me will never die”.

Share the fact that you have learnt that we can always turn to Jesus for help in any situation.

Name

Age

Lazarus is dead



"I am the resurrection.  
If anyone believes in me,  
even though he dies  
he will live,  
and whoever lives  
and believes in me  
will never die."

**JESUS WEPT**





# Palm Sunday - Choice A

## Aim

To have an understanding of some of the events of Holy Week

### Today's Readings

OT:            Isa 50:4-7  
Psalm:        22:8-9 17-24  
NT:            Phil 2:6-11  
Gospel:        Matt 26:14-27 & 66

### Today's Prayer

Dying you destroyed our death,  
rising you restored our life:  
Lord Jesus,  
come in glory.  
**Amen.**

## Getting Started

Today is known as Palm Sunday. It is the beginning of Holy Week.

What do we remember about Jesus on Palm Sunday?

Do we do anything special in church, or have we just done something special?

On Palm Sunday Jesus rode into Jerusalem on a donkey. The crowds welcomed Him as a king, hailing Him as the Messiah. People laid palm leaves on the ground to make the ride more comfortable for Jesus.

Why do we receive a Palm Cross? As a reminder that Jesus died for us on the cross

Jesus's disciples had a very difficult time and were tested for their faith in different situations. This is the beginning of a very important week in the church's calendar. We need to remember the events of this week so that we can share in the glory of the resurrection on Easter Sunday.

During this week the Jews shared in a Passover meal, to remind them of how God had saved his people from slavery in Egypt.

## Today's Teaching

### Bible Reading – Matthew 26: 14-35

The reading is Matthew's account of what happened during the week between Jesus riding into Jerusalem and His death and resurrection.

One of the very special friends of Jesus, Judas Iscariot, went to the chief priests to ask what they would give him if he could hand Jesus over to them. They gave him thirty pieces of silver, so Judas looked for an opportunity to betray Jesus.

As it was the feast of the Passover the disciples asked Jesus where he wanted them to make preparations. The disciples did what Jesus told them and prepared a room in which to celebrate the Passover meal. As Jesus shared the meal with his closest friends he told them that one of them

would make him very sad. Although most of them found this difficult to believe He said that he would be handed over to His enemies by one who was sitting around the table.

As they were eating Jesus took some bread and when He had blessed it, He broke it and gave it to His disciples and said, 'Take it and eat; this is my body.' Then He took the cup and when He had given thanks He gave it to His Disciples saying, 'Drink all of you from this, for this is my blood, the blood of the covenant, which is to be poured out for many for the forgiveness of sins.'

We continue to do as Jesus asked in our special service on a Sunday, and some churches remember this meal every day.

Find out how often the Mass is celebrated in your church. It is also known as the Eucharist or Holy Communion.

For those who have been confirmed they receive the 'body' and 'blood' of Jesus, whilst others usually receive a blessing from the Priest.'

## Today's Activity

*You will need an activity sheet for each child, pencils, crayons or coloured pencils*

Illustrate with a picture of 'The Last Supper.'

Under the heading of 'The Last Supper,' draw the bread and wine on the table and then draw Jesus with His twelve apostles around the table. (If you find it difficult drawing Jesus you can draw an upright cross.)

☺ Younger children could just draw round smiley faces to represent the 12 apostles

✧ Older children can refer to Matthew 10:2-4 and name each Apostle.

## Prayer and Worship

Say the prayer at the top of the session, or the Lord's Prayer, the collect for today or a prayer of your choice.

Suggested hymns:

When I survey the wondrous cross  
Ride on, ride on in majesty

## Bringing it All Together – Taking it to Others

Today we have been learning about the events of Holy Week, in particular at the Last Supper. We have discussed the importance of this meal, for the Jews as they celebrate the Passover, but for us as we do as Jesus commanded to celebrate the 'Mass.'

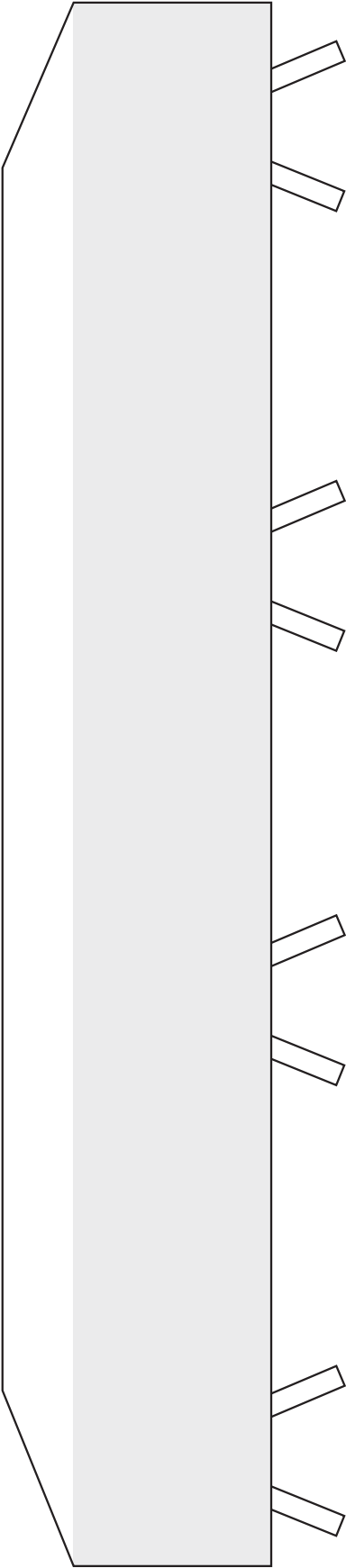
Ask confident children to share the pictures they have drawn and older children may be able to share the names of the apostles.

Share with the congregation what we have written in the fifth and final bulb of the "Lenten Journey Sheet"

Name

Age

THE LAST SUPER







# Palm Sunday - Choice B

## Aim

To understand that Jesus rode triumphantly into Jerusalem on a donkey just a week before he died.

### Today's Readings

5th Sunday of Lent

Gospel for Blessing of the Palms

Matt 21:1-11

OT Isa 50:4-7

Psalm 22:8-9, 17-24

NT Phil 2:6-11

Gospel Matt 26:14 – 27:66

### Today's Prayer

Lord Jesus

As we remember today your triumphant ride into Jerusalem, help us always to greet you with praise. As we remember today the sacrifice that you made for us, help us always to remember that we are servants of each other, and to show love and care. **Amen**

## Getting Started

*Today is Palm Sunday and we are completing the 5th and final section of the cross on "Our Lenten Journey". Have some palm crosses or Palm leaves to show the children.*

The children may have joined in a procession with the rest of the church family before coming into Sunday School, if they have you will be able to talk about that. Brainstorm ideas about processions and famous people and write the ideas down on a large sheet of paper. Has anyone seen a procession take place – like the Queen on her jubilee – or the processions of the characters at Disneyland – or maybe going to see a life performance of a famous singer. Ask the children how they think it feels to be one of the crowd when someone famous rides by.

Today we are learning about a very famous procession that happened just a few days before Jesus died on the cross and rose again on the first Easter Day.

## Today's Teaching

This reading lends itself well to being read by five people: a narrator, one to read what Jesus says, one to read the prophecy in verse 5, and one to read what the crowds say, and one to read what the people say. If you have older children who are confident to do this ask them, otherwise use adult leaders. When you have finished reading ask all the children to imagine that they are in the crowd and to shout out today's key verse:

"Hosanna to the Son of David

Blessings on him who comes in the name of the Lord!

Hosanna in the highest heavens"

When Jesus rode into Jerusalem he had many followers who had seen him heal the sick and perform great miracles. They thought that Jesus was going to be like a worldly King and use his power to overthrow the Romans who were occupying their country. Remember that in the first week of lent one of the temptations that the devil placed before Jesus was that of power, and Jesus resisted it then, as he does now.

They did not understand yet that Jesus was a different kind of king, who in a few day's time would lay down his life for the sins of the whole world. But even in this triumphant entry he is humble and rides on a donkey. Jesus is set upon his journey to the cross.

The palm crosses that we are given in church on Palm Sunday remind us of two things. Firstly, they remind us of the palm leaves and cloaks thrown at Jesus's feet as he rides into Jerusalem and, secondly, they remind us of the cross upon which Jesus died to save us all.

We are now going to complete the crosses that we have been making during the 6 weeks of Lent whilst we have been on "Our Lenten Journey".

## Today's Activity

• *You will need: an activity sheet for each child, pencils, felt pens, crayons, glue sticks, and scissors. You are creating the final central section of the cross. If you are making a large version to display in church you will need to have prepared this to match the one on the activity sheet. When the children have finished this final central section of the cross they will need to either stick it into the centre of the cross they have been adding to each week or put it together with the other 4 sections they have created and build up the cross on the large sheet of paper or card.*

- ☺ Younger children can colour the pictures on the left of the activity sheet, cut them out and stick them to the cross below the words "Hosanna to the King of Kings"
- ☼ Older children may prefer to write about the event rather than use the pictures, or have a mixture of both.

There is also a word search for Palm Sunday on the Activity sheet

## Prayer and Worship

Suggested Hymns:

Ride on, Ride on in Majesty  
Give me Joy in my Heart  
From Heaven you came Helpless Babe (Servant King)

## Bringing it All Together – Taking it to Others

Explain that during Lent you have been taking part in "Our Lenten Journey" and each week in Sunday School you are creating a different section of the cross. Today we have created the final central section – it depicts Jesus' triumphant ride into Jerusalem.

If you have made a large version you can use this to explain the message from today – otherwise the children can hold up the ones they have made. Retell the story using the pictures as a guide. Remember the key verse:

"Hosanna to the Son of David. Blessings on him who comes in the name of the Lord! Hosanna in the highest heavens"


The completed crosses can be shown.

Name

Age



Hosanna to the King of Kings



H E L A N V O R U Q J S O D S  
S E H C N A R B S M L A P O D  
W L I E D I S C I P L E S N W  
S K A O L C M A S T E R Y K O  
H O S A N N A J E S U S U E R  
M E L A S U R E J W K C D Y C

- |           |           |
|-----------|-----------|
| Palms     | Donkey    |
| Jesus     | Jerusalem |
| Master    | Hosanna   |
| Disciples | Cloaks    |
| Crowds    | Branches  |



# Easter Day - Choice A

## Aim

To celebrate that Jesus has risen from the dead and is the light of the world

### Today's Readings

OT: Acts 10;34a, 37-43  
Psalm: 118:1-2'16-23  
NT: Colossians 3: 1-4  
Gospel: John 20: 1-9

### Today's Prayer

Christ has died,  
Christ is risen,  
Christ will come again.  
**Amen.**

## Getting Started

Today is Easter Sunday, a very special day in the Church's year.

Today we celebrate the fact that Jesus has risen from the dead. This is known as the resurrection.

Inside church looks very different today, comparing it with last Sunday.

What do you notice is different?

- The colour of the vestments, altars frontal etc. are now white.
- There are beautiful flowers.
- There is a large candle, the Pascal Candle, which has been lit at a special service on Holy Saturday.

This large candle is lit throughout the season of Easter. This is to remind us that Jesus is 'the light of the world.' He has destroyed death and is alive.

Giving and receiving of Easter eggs is also the sign of new life, the chick breaking free from the shell.

Today we sing 'Alleluia' – A word that is not used at all during the preparation time for Easter of Lent.

## Today's Teaching

### Bible Reading – John 20:1-9

Today we hear about Mary of Magdala when, early on the Sunday morning, she went to the tomb where the body of Jesus had been laid. She had gone to the tomb to embalm the body of Jesus with ointments and spices. As Jesus had died on Friday she had to wait until the Sabbath was over before she could come to the tomb.

When she got to the entrance of the tomb she noticed that the stone had been rolled away and that the tomb was empty. Imagine her surprise. So she ran and went to Simon Peter and to John and said, 'They have taken the Lord out of the tomb and we don't know where they have put him.' So

Peter and John hurried to the tomb. John got to the tomb first. He saw the linen cloths on the ground but did not go in.

When Peter arrived he went into the tomb, then John went into the tomb. John saw and believed and understood the teachings of Jesus, that He must rise from the dead. Jesus has destroyed death and is alive.

Peter and John could hardly believe that Jesus could be alive, but they began to hope that this was a possibility.

## Today's Activity

*You will need an activity sheet for each child, pencils, crayons or coloured pencils. A picture that shows the normal markings on the Paschal Candle. Some yellow star stickers for the younger children's activity*

Colour in the heading, 'Jesus is the light of the world' and draw on the candle the markings on the Pascal Candle, or some ideas of your own relating to Jesus rising from the dead.

☺ Younger children could further decorate the activity sheet with yellow star stickers.

✧ Older children could write an individual prayer of thanksgiving, that Jesus is the light of the world.

## Prayer and Worship

Say the prayer at the top of the session, or the Lord's Prayer, the collect for today or a prayer of your choice.

Suggested hymns

Jesus Christ is risen today  
Were you there when they crucified my Lord?

## Bringing it All Together – Taking it to Others

Today we have been learning that at Easter is a very special Festival in the Church's Calendar. It is the day on which we remember that Jesus rose from the dead. That His closest friends found that the tomb was empty and then they understood what he had been trying to teach them whilst he was with them.

The Pascal Candle is alight to proclaim that Jesus is the light of the world.


The children can share their pictures of the "Light of the World" and older children may wish to share the prayers they have written.

Conclude the session by asking the children to say together "Alleluia, Christ is Risen".

(the congregation may make the recognised response "He is risen indeed, Alleluia".

Name

Age



'JESUS  
IS THE  
LIGHT  
OF THE  
WORLD'





# Easter Day - Choice B

## Aim

To know that Christ is risen is risen from the dead.

### Today's Readings

OT	Acts 10:34a, 37-43
Psalm	Ps 118:1-2, & 16-23
NT	Col 3:1-4 or 1 Cor 5:6b-8
Gospel	John 20:1-9

### Today's Prayer

Lord, we know that you have risen from the dead. Give us joyful hearts like Mary Magdalene when she met you in the garden and heard you speaking. Help us to share the message she gave to the disciples.  
**Amen.**

## Getting Started

A discussion.

Have you ever arrived somewhere and found it completely different from what you expected? What would happen if you went to see one of your best friends only to discover they had moved house? How would you feel?

Imagine you have been invited out to tea with someone. You are really looking forward to the event, but when you arrive they have forgotten you are coming and gone out! How does that make you feel? What happens when someone important to you forgets your birthday?

None of these situations are pleasant experiences, are they?

Fortunately those kinds of things don't happen very often.

We are going to hear about some people today who had some unpleasant surprises. They had been with Jesus during his crucifixion, which had been a very stressful time. They felt they needed to get back to normal, but they were in for yet another shock!

## Today's Teaching

**Bible Reading - John 20:1-18 – A discovery by Mary Magdalene and two disciples.**

Today we learn about Mary Magdalene when, early on the Sunday morning, she went to the tomb where the body of Jesus had been laid. She had gone to the tomb to embalm the body of Jesus with ointments and spices. As Jesus had died on Friday she had to wait until the Sabbath was over before she could come to the tomb.

When she got to the entrance of the tomb she noticed that the stone had been rolled away and that the tomb was empty! Imagine her surprise. So she ran and went to find Simon Peter and John. Mary told them, 'They have taken the Lord out of the tomb and we don't know where they have put him.' So Peter and John hurried to the tomb. John arrived first. He saw the linen cloths on the ground but did not go in.

When Peter arrived he went into the tomb, and John followed. John saw and believed and understood the teachings of Jesus, that He must rise from the dead. Jesus has destroyed death and is alive.

Peter and John could hardly believe that Jesus could be alive, but they began to hope that this was a possibility.

☀ Older children can discuss the following questions

- How do you think Mary felt when she first saw that the tomb was empty?
- Would you be amazed if you had been the person to find the empty tomb, or would you have felt something different?
- What do you think is the most interesting question that you could ask about the story?
- Why does the Bible has 4 slightly different versions of this story?
- Why not just one?

## Today's Activity

You will need an activity sheet for each child, pencils, crayons or coloured pencils

The activity sheet, is a colouring sheet showing Mary Magdalene and the two disciples in front of the empty tomb.

Under the picture is a memory verse.

'Filled with awe and great joy the women came quickly away from the tomb, and ran to tell the disciples.'  
Matt 28:19.

One of the pictures of the empty tomb can go at the end of the Journey to the Empty Tomb.

## Prayer and Worship

Gather the children round you and light a small candle. Explain that this is a time of quietness and reflection and prayer.

Say the prayer at the top of the session, or the Lord's Prayer, the collect for today or a prayer of your choice.

Suggested hymn: Alleluia, Alleluia give thanks for the risen Lord.  
Jesus Christ is risen today.

## Bringing it All Together – Taking it to Others

Today we have been learning that Jesus our saviour rose from the dead.

The women who visited the empty tomb were angry at first, accusing someone of removing the body.

Eventually Mary understood what had happened and was filled with joy.

Name \_\_\_\_\_

Age \_\_\_\_\_



'Filled with awe and great joy the women came quickly away from the tomb, and ran to tell the disciples.'  
Matt 28: 19.



## Second Sunday of Easter - Choice A

### Aim

To understand that our belief in Jesus is a matter of faith

#### Today's Readings

OT	Acts 2:42-47
Psalm	Ps 118:2-4, 13-15, 22-24
NT	1 Pet 1:3-9
Gospel	John 20:19-31

#### Today's Prayer

Lord Jesus  
We thank you for the life of Thomas  
That his need to see and feel  
helped Jesus to say to us  
that we need faith to be saved.  
Help our faith in you to grow.  
**Amen.**

### Getting Started

*For this section you will need a selection of about 12 items that can be laid on a tray in front of the children, covered with a cloth.*

Today we are playing a memory game with a difference. Reveal the contents of the tray and ask the children to look for 30 seconds to memorise what is on there and then close their eyes. Add an item to the tray and ask the children to open their eyes and say what has been added. You can repeat this process as often as you like.

Today we are going to hear about Jesus appearing from nowhere amongst his disciples.

### Today's Teaching

#### Bible Reading - John 20:19-31

After Jesus died on the cross on Good Friday and rose again on Easter Day there is a period of 40 days leading up to his ascension into heaven. During this 40 day period Jesus makes several appearances to his disciples. Each of these appearances contains important messages to help the first disciples understand about the resurrection and what it means.

The first appearance happens on the same day that they have discovered that the tomb is empty, and the disciples are in a locked room feeling very scared and fearful of what the Jews might do to them for being followers of Christ.

The reading lends itself to being read by a number of voices, if you have confident readers. You will need a narrator; Jesus; Disciple, and Thomas. Once you have allocated the parts ask the children to read the Gospel passage taking it in turn to read their own part. You may wish to read it a second time – allowing the children to be more dramatic.

Ask the children how Jesus greets the disciples. He says “peace be with you” twice. It is of great reassurance to them because it is a familiar greeting to them. Jesus shows the disciples his wounds and instructs them to go out into the world following his example of forgiveness of others. Ask the children who is missing when the first appearance happens. Hopefully they will all say “Thomas”. Thomas is determined that he must see Jesus himself before he can believe it.



8 days later we have the second appearance, with Jesus again coming to them in a locked room. The difference this time is that Thomas is there. Ask the children how Jesus greets them - it is that familiar "Peace be with you"

Jesus then turns his attention to Thomas, and offers him the proof that Thomas asked for. Thomas instantly declares Jesus to be his Lord and God.

What do the children notice about how Jesus deals with Thomas? Jesus is not cross or angry, he simply gives Thomas the proof that he needs. Thomas' doubt provides Jesus the opportunity to teach us something very important.

It is Thomas' disbelief that allows Jesus to say to everyone who looks to follow him in the future (including us) "Happy are those who have not seen and yet believe"

## Today's Activity

*You will need an activity sheet for each child copied onto white card, Scissors, coloured pencils and sellotape.*

Today we are making a 3D model of Jesus appearing in the room with the disciples.

First colour in the pictures of Jesus and Thomas, and the background and disciples in the room. Then cut out the pictures and the room. Fold the two sides of the room towards you so that they are at right-angles with the back and make two sides enabling the room to stand on the table, and cut the slot for Jesus to appear through, Jesus can now appear through the slot (you may wish to use a small amount of sellotape just to hold him in place.)

Finally, bend the tabs on the bottom of Thomas in opposite directions so that he can be positioned on the table in front of the model of the room and Jesus

☺ Younger children can colour in the memory verse at the bottom of the page

✧ Older children can create an acrostic prayer using the word "Faith". They can create words or sentences beginning with each letter of "Faith"

## Prayer and Worship

Say the prayer at the top of the session.  
and the Lord's Prayer.

Suggested hymns: We walk by faith and not by sight  
Jesus is Lord

## Bringing it All Together – Taking it to Others

Explain that we have been looking at the two post resurrection appearances in today's Gospel reading, where Jesus appeared to the disciples in the locked upper room, and have created a 3D models to demonstrate this.


The older children may wish to share their acrostic prayers.

All of the children could say today's memory verse together

"Happy are those who have not seen and yet believe"

Name

Age



“Happy are those  
who have not seen  
and yet believe”





## Second Sunday of Easter - Choice B

### Aim

To learn to show our faith in Jesus, even though we cannot see him

#### Today's Readings

**1st Lesson** Acts 2: 42 - 47  
**Psalm** 118: 2 – 4, 13 -15, 22 - 24  
**NT** 1 Pet 1: 3 - 9  
**Gospel** John 20: 19 - 31

#### Today's Prayer

Lord Jesus,  
Give us faith to believe in you even though we cannot see you. Help us to show your Kingdom in the ways we worship you and help other people.  
**Amen**

### Getting Started

Ask the children to say what kind of activities and worship happen in church each Sunday, as well as other days. Expect answers like, 'Sing hymns', 'Say prayers', 'Listen to Bible readings', 'Listen to sermons', 'Receive bread and wine, or a blessing, at Communion', and so on. Write these answers on a board or chart. Explain that this is how we show God we love him, how we learn and how we show our faith in Jesus. We are going to learn today about how people showed their faith in the very early church just after Jesus rose from the dead.

In the reading from Acts today in church there are verses that say what the people did. Read, or ask a child to read, Acts 2: 42

Compare the list you made with the things mentioned in the verse from Acts. Are they fairly similar? Or are they different? Discuss why with the children.

### Today's Teaching

#### Bible Reading – John 20: 19 - 31

Either read the Bible passage together, or tell the story as follows:

After Jesus had died on the cross and risen on the third day, his disciples found the tomb empty. They were confused and frightened. They didn't know what was going to happen. There had been a lot of trouble in the town and they remembered the crowds of people who had shouted, "Crucify him! Crucify him!"

The disciples wondered if they were going to be next to be attacked or arrested! The disciples were together in a locked room, wondering what to do next, when suddenly Jesus stood amongst them. They didn't understand how he had arrived there, but he greeted them with the words, "Peace be with you!" Then he showed them his hands and his feet, as well as his side. The disciples were really happy to see Jesus again. The only disciple missing was Thomas, who had gone out somewhere.

Jesus told the disciples that their next task would be to go out and tell people about the Kingdom of God. He breathed on them and said, "Receive the Holy Spirit!" The disciples would need the help of the Holy Spirit in order to go out and face the crowds in Jerusalem and the people in the surrounding

villages. Then Jesus left; they had a lot to think about.

When Thomas arrived back from his outing the others told him about Jesus' visit. Don't be silly!" said Thomas, "I will not believe it until I see the nail marks in his hands, and I will not believe until I touch where the nails have been, in his hands and in his side!" Thomas found it difficult to believe, as he hadn't been there when Jesus came. (Pause)

A week later Jesus came to see the disciples again, in exactly the same way, and said, "Peace be with you!" He went straight over to Thomas, and said, "Put your finger here. Look at my hands! Touch my side here. Stop doubting and believe!" Thomas was amazed and overwhelmed! He knelt at Jesus' feet and said, "My Lord and my God!"

Jesus explained that Thomas believed because he could see and touch him, just as the other disciples had seen him. He told them that there would be many people who would believe and have faith in him even though they hadn't seen or touched him. Those people would be truly happy and blessed by God.

Explain to the children that Jesus was talking about people like us. We show our faith in Jesus by what we do in Church, Sunday School and in our everyday lives, even though we cannot see him.

## Today's Activity

*You will need an activity sheet for each child, pencils, crayons, etc. If extending the activity you will need materials for collage, glue sticks and scissors.*

On the activity sheet today there is an illustration of Thomas kneeling before Jesus.

- ☺ The younger children can colour this illustration and trace the sentence with Thomas' words below. They can draw their own picture in the box on the right.
- ✧ The older children can do the word search on the activity sheet then write an acrostic prayer using one or more of the words in the word search. Finally ask them to write relevant verses to place on the collage, and illustrate some of the activities that happen in church regularly, eg. choir singing, congregation praying, people receiving communion, baptism, etc.

All the children can be involved if you decide to make a collage. Either base the collage on the subject of Acts 2: 42 or the gospel reading about Thomas. Make sure you put an emphasis on faith and worship.

## Prayer and Worship

Prayer: Say the prayer at the top of the page, the Lord's Prayer Lord's Prayer the collect for the day or a prayer of your choice.

Suggested Hymns: I the Lord of Sea and Sky  
Lord, all the world belongs to you  
O Lord my God.....How great Thou art

## Bringing it All Together – Taking it to Others

The children can show their collage and/or their activity sheets, saying what they drew and why. They can explain why Thomas found it difficult to believe, and what happened to help him believe.

Name


Age

*Doubting Thomas learns to worship*



*We must learn to worship Jesus*



My Lord and my God



Jesus  
Thomas  
disciple  
Bible  
hands  
share  
worship  
communion  
doubt  
believe  
sing  
learning  
prayer  
bread





## Third Sunday of Easter - Choice A

### Aim

To understand why the disciples did not instantly recognise Jesus after the resurrection.

### Today's Readings

<b>OT</b>	Acts 2:14, 22-33
<b>Psalm</b>	16:1-2a & 5 & 7-11
<b>NT</b>	1 Pet 1:17-21
<b>Gospel</b>	Luke 24:13-35

### Today's Prayer

Dear Lord,  
Open our eyes so that we can recognise Jesus.  
Help us to recognise what Jesus did for us.  
Show us how to be more like Jesus day by day.  
**Amen**

### Getting Started

*For this activity you will need to make a small collection of unusual objects that the children will find difficult to identify.*

Game: What is this? The teacher holds an object in front of them, which the children can see clearly. The children take it in turns to identify an object each.

Even though the objects are in front of the children they may not recognise them. They may wish to ask questions to help them identify each object. It may help to play the game where the children write down their answers especially if you have very eager children in the group.

### Today's Teaching

#### Bible Reference - Luke 24:13-35

Read the passage or ask a confident older child to do so.

When we played the game we experienced a version of what the disciples experienced in today's story.

As the disciples had not experienced the resurrected Jesus they didn't recognise him as he walked beside them on the road to Emmaus. Jesus may have looked very different after the resurrection. What might have been different about the appearance of Jesus?

Jesus talked to the disciples explaining some of the scriptures but they still didn't recognise him. Ask the children at which point the disciples recognised Jesus.

Read verses 28- 35 together.

Verse 31: And their eyes were opened and they recognised him.

We often refer to this as a light bulb moment. It is as if a light had been switched on in the disciples' brains and they recognised the truth.

Did you have a light bulb moment playing the game? Was there a moment you recognised an object?

If you have not seen someone for a long time you may not recognise them when you see them again. Think of how you have physically changed since you were a baby. Has your hair grown longer or changed colour?

Tell your group some of the things you can do now that you could not as a baby. What do you think Jesus could do after the resurrection that he could not do before?

Which of your physical features do you think have remained the same which would enable others to recognise you?

What remained the same about Jesus that enabled the disciples to recognise him?

What remains the same about Jesus today that helps us to recognise him?

## Today's Activity

*For this Activity you will need: an activity sheet, coloured pencils and a writing pencil or pen.*

- Fill in the foot to show how you walk with Jesus. Write words or sentences to explain how you reflect the teachings of Jesus in your life.
  - The children may wish to cut out their feet and create a journey banner with other feet.
- ☺ Draw the different stages of human growth – a baby, a toddler, an child, a teenager, a young adult, a middle aged adult, an elder adult. Teachers may wish to share photographs of themselves at the above human stages to show the children how they have changed over time.
- ☀ Older children can write a paragraph to explain how they would recognise Jesus. They may wish to draw pictures or symbols to complement their writing.

## Prayer and Worship

Prayer:

Lord, we are your disciples. Like the disciples, walking the road to Emmaus, we need your company. Jesus be with us as we travel along the Christian road. Help us to learn more about you on our journey of Faith. Amen

Suggested hymns: Open our eyes Lord we want to see Jesus (Sing with Faith)  
I walk the Dark Emmaus Road (Maitland)

## Bringing it All Together – Taking it to Others

The children can show their feet and pick out a way they walk with Jesus and explain this to the congregation.

They may wish to sing a song e.g. open our eyes. As it is repetitive they may ask the congregation to join in.

**Name**

**Age**

# How I walk with Jesus

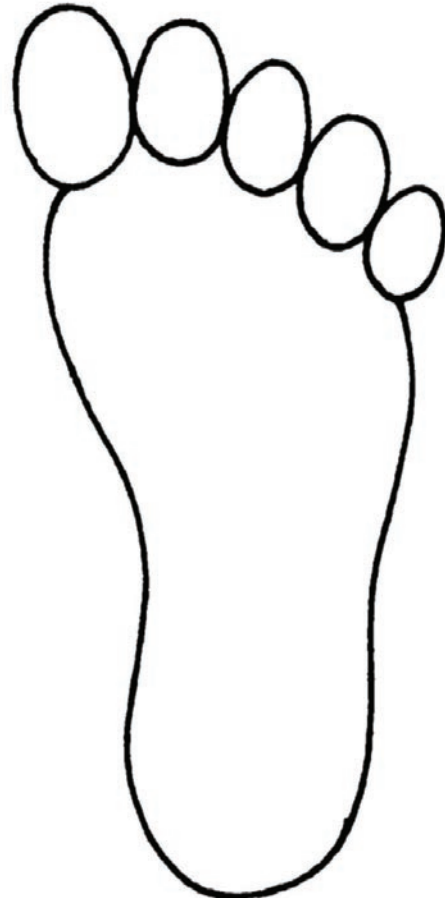
**When i am at school.....**

**When i am at home.....**

**When i am at chruch.....**

**When someone needs help.....**

**I follow Jesus everyday by.....**



# Follow Jesus





## Third Sunday of Easter - Choice B

### Aim

To know that we can meet Jesus in Scripture and in the sharing of Holy Communion.

#### Today's Readings

	Acts 2:14, 22-33
Psalm	Ps 16:1-11
NT	1 Pet 1:17-21
Gospel	Luke 24:13-35

#### Today's Prayer

Lord Jesus  
Help us to come closer to you  
by reading the scripture  
Through prayer  
and through your love for us.  
**Amen.**

### Getting Started

Ask the children if they ever go out for walks with friends?.

What do they talk about on their walks?

Would they welcome a third person to walk alongside them?

If you meet new people on the journey of life, there may be things you can learn from them.

Today we are going to find out what two disciples learnt when they were joined by a third person on a walk.

### Today's Teaching

#### Reading: Luke 24:13-35

Today we have another reading from the Gospel about one of the times that Jesus appeared to his disciples between the Resurrection on Easter Day and his Ascension into heaven 40 days later. This time he meets with two of the disciples who have left Jerusalem because they do not know what to do. It is a well know reading called 'The Road to Emmaus'.

First read verses 13 to 24. Note that Jesus goes alongside the disciples on the road, finding out what they are discussing. What do the two disciples say about Jesus? Try to draw out the following points:

- Their faces are downcast – sad
- They are shocked that his stranger doesn't know about the recent events – it must have been 'big news'.
- They said that Jesus was a great prophet and the chief priests handed him over to be crucified
- They had hoped – they feel their hope died when Jesus died on the cross
- Even though there are reports that Jesus has risen from the dead they do not believe it

Next read verses 25 to 27. Initially Jesus is cross because they have not understood what had been foretold. But then he explains all of the passages in the old testament and what they mean. So Jesus uses the Scriptures to explain the events.

Read the final section – verses 28 to 35. The disciples persuade Jesus to stay with them. Ask the children what happened next. Jesus took the bread, blessed it, broke it, and handed it to them.

Two things happened at the same time: Ask the children what they were.

- The disciples recognised Jesus
- Jesus disappeared.

When did Jesus last break bread like this and share it with his disciples? At the Last Supper. It was at the Last Supper that Jesus did this, and he gave us these actions to do in memory of him. This is why we have the communion service (Mass, or Eucharist – whichever is the term used at your church. Because Jesus gave it to us to remember him.

Ask the children why they think Jesus disappeared. Because they now understood “their eyes were opened” he did not need to stay.

Having understood they set out instantly to let the other disciples know what had happened and give them the confirmation that Jesus had risen from the dead

The disciples on the journey recognised Jesus as he explained things from scripture and in the breaking of the bread.

## Today's Activity

*You will need an activity sheet for each child, some sheets of coloured card, scissors, glue sticks, colouring pencils or felt tips. Paper plates for younger children's activity.*

The activity sheet has six pictures that tell the story of the Road to Emmaus, but they are in the wrong order, so they need to be cut out and stuck onto coloured card in the correct order. They can then be coloured in.

The memory verse can also be coloured and cut onto the card – to complete the story. Remind the children that we also recognise Jesus in the Scriptures.

✧ Younger children could be given a paper plate to draw on the things that the disciples may have had for supper – including a bread roll.

☺ Older children could create a poster showing the Road to Emmaus and the key points of the journey.

## Prayer and Worship

Say the prayer at the top of the session.  
and the Lord's Prayer.

Hymns: Love is his word, love is his way  
One more step along the world I go

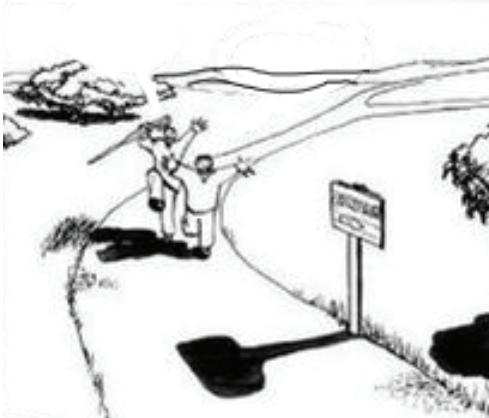
## Bringing it All Together – Taking it to Others

Use the Activity Sheet re-sequenced to tell the story of the two disciples on the Road to Emmaus, and explain that we can recognise Jesus by reading the scriptures and by sharing in Holy Communion.

Name

Age

**These pictures tell the story of the Road to Emmaus but they are out of sequence, cut them out and stick them onto card in the right order**



They run to tell others the Good News



Three people sitting at table waiting for supper



They recognise Jesus in the breaking of the bread.



Two disciples walking sadly along a road



Inviting Jesus to their home



Two disciples listening to someone explaining scripture

How they had recognised him  
in the breaking of the bread



# Fourth Sunday of Easter - Choice A

## Aim

To understand that Jesus is our Good Shepherd.

### Today's Readings

<b>OT</b>	Acts 2:14a, 36-41
<b>Psalm</b>	23
<b>NT</b>	1 Pet 2:20-25
<b>Gospel</b>	John 10:1-10

### Today's Prayer

Dear Lord,  
Sometimes we choose not to listen to Jesus.  
We may do the wrong thing or say the wrong  
thing. Help us to follow Jesus each day. Help  
us to recognise that Jesus is our Good  
Shepherd.  
**Amen.**

## Getting Started

*Before the start of this activity you will need to tape off a square in the room to be the 'sheep fold'.*

Discuss what a shepherd is as a group – where they work and what they do.

Game – Sheep hear my voice.

Put children in pairs. Blindfold one person from each pair. These are the sheep. Ask the sheep to turn round 3 times on the spot. Their partner is the shepherd and stands away from the sheep and uses their voice only to shout out instructions to their partner to get them to the sheep fold.

The first sheep to reach the sheep fold is the winner.

Repeat reversing roles.

Did the sheep recognise the voice of their shepherd?

## Today's Teaching

### Bible Reading – John 10:1-10

Read the passage or ask a confident older child to do so

Was it easy to identify the voice of your shepherd whilst you were playing the game?

Sit the children down and ask them to close their eyes. Choose one child to stand away from the group and say "I am the good shepherd". Let the child join the group again before the others open their eyes. Who was the shepherd speaking? Did the children recognise the voice of the shepherd?

Swop over shepherds.

Discuss the following:-

Whose voice will the sheep follow?

Who is the Good Shepherd?

Jesus is our Good Shepherd but how do we recognise his voice?

We are his sheep and follow him. We are guided by him. We choose to love him and he loves us.

What would Jesus ask us to do when we follow him?

The Good Shepherd Jesus knows us. He calls us by name. He laid down his life for us.

But like sheep it is easy for us to wander off and get into all sorts of trouble. We can be led astray by others who are not The Good Shepherd.

If we listen we can hear him calling us back to the safe path. Even if we cannot see him we know he is with us always. We can trust Jesus to protect us.

Jesus our Good Shepherd gives us all we need. He guides us on a safe path. He is always with us

and he protects us from harm eternally

## Today's Activity

*For this Activity you will need: an activity sheet, coloured pencils, a writing pencil or pen.*

- *Draw a crook in the hand of Jesus*
- *Write in each box something in your life that stops you following Jesus e.g. watch TV rather than go to church.*
- *Write along the path things that help you follow Jesus.*
- *Draw sheep on the pathway and name them e.g. your name and others in your Sunday school group.*

☺ Create some sheep from cotton wool, card and pencils or pens. Add your name to the sheep.

☀ Use the words "Good Shepherd" to create an acrostic prayer.

## Prayer and Worship

Use the prayer at the top of the page or a prayer of your choice.

Say the Lords Prayer together

Suggest Hymns:    The Lord's my shepherd  
                          The Baa Baa Song (He's the Good Shepherd) Sibling Harmony  
                          The Lord is my shepherd for kids (can be sung as a round)

## Bringing it All Together – Taking it to Others

The children can start by telling the congregation together that Jesus is our Good Shepherd. They can each say how they follow Jesus e.g. I follow Jesus by reading the bible. They can each explain something that takes them away from following the Jesus path. They may wish to share one of the songs with the congregation.

Name

Age

# The Good Shepherd







## Fourth Sunday of Easter - Choice B

### Aim

To understand the role of a Good Shepherd

#### Today's Readings

NT	Acts 2: 14a, 36-41
Psalm	23: 1-6
NT	1 Peter 2: 20b-25
Gospel	John 10: 1-10

#### Today's Prayer

Psalm 23

Dear God,

Thank you for sending your son Jesus to be our shepherd. We are grateful that you sent him to herd us, tend us and protect us.

**Amen.**

### Getting Started

What is a shepherd? What is a good shepherd? Discuss what jobs a shepherd has to do.

A good shepherd takes care of his/her sheep, finds a place for them to rest, lush grass for them to eat and a cool stream for them to drink from. He/she protects their sheep from danger by keeping watch over them and using their staff to pull them out of trouble.

“Baptise them in the name of the Father and of the Son and of the Holy Spirit”

### Today's Teaching

#### Bible Reading John 10: 1-10

The sheep respond to the shepherd because they recognise his voice. Today farmers and shepherds have a sheep dog to help round up the sheep.

Jesus is known as The Good shepherd. Just like a good shepherd he takes care of his flock. Ask the children who Jesus' flock are. Ask them who Jesus used to round up his flock.

Just as the good shepherd cares for his/her sheep so Jesus cares for his flock of Christians.

Ask the children where they think the sheepfold of Jesus is? Discuss responses.

If Jesus is the gatekeeper, how do we, his sheep, get into the fold?

How do we show we have responded to his calling? (You may wish to discuss reading the bible, going to church, praying, baptism and confirmation here).

As sheep have a brand to show who their owner is what is the brand of Jesus' flock?

The good shepherd would lay down their life for their sheep. They would persevere to save each and every one, if they were in danger.

Jesus laid down his life to save us. He is The Good Shepherd. It is through him that we may enter The Kingdom of Heaven. It is by following his teachings that we know we will be safe and at peace.

✧ Discuss how Jesus tends to his flock of people. How does he protect them and herd them? What evidence is there in the bible that he does this? Ask the children to tell you instances from bible stories that they know.

## Today's Activity

*You will need an activity sheet for each child, pencils, crayons or coloured pencils and scissors.*

- ☺ Younger children can use the activity sheet to colour pictures of what the shepherd needs to protect their sheep. They can colour a sheep with their name on it.
- ✧ Individually - Draw a shepherd in the middle of an A4 piece of white paper. Annotate the picture with snippets of information showing how Jesus is the good shepherd. Include appropriate bible references. Or working as a group the children share their knowledge of bible stories and create a large poster/picture of The Good Shepherd and annotate and explain how Jesus tends, cares and protects us, his flock.

Additional activity:

- For this Activity you will need: A4 white paper, coloured pencils, writing pencils
- Draw a scene of rolling hills, a stream flowing through, lush green grass, a shepherd walking amongst his/her sheep holding a staff. Draw a speech bubble coming from the shepherd's mouth. Write in what he might be saying to the sheep.
- Explain how the shepherd tends, protects and herds their sheep.

## Prayer and Worship

Psalm 23

Prayer –use the prayer at the top of the page or say the Lord's Prayer

The Baa Baa song (He's the Good Shepherd) by Sibling Harmony

## Bringing it All Together – Taking it to Others

Young children can show their sheep with their names on and tell the congregation how the shepherd looks after them. The main activity group can show their pictures and explain the jobs of the shepherd - tending, protecting and herding. Introduce the idea that we are the sheep of Jesus, we are his flock. The older children can show their poster/picture. If they have worked together on a large poster ask the congregation to write their names on a small sheep and ask them to place them on the picture either straight away or after the service to represent the members of his flock in your church.

Name

Age





## Fifth Sunday of Easter - Choice A

### Aim

To know Jesus is The Good Shepherd to all who believe in him.

### Today's Readings

<b>OT</b>	Acts 6:1-7
<b>Psalm</b>	33
<b>NT</b>	1 Pet 2:4-9
<b>Gospel</b>	John 14:1-12

### Today's Prayer

Dear Lord,  
Thank you for sending Jesus, your son to show us the way to heaven. Help us to follow Jesus so that we might be with you Lord, in heaven, for ever and ever. flock.

**Amen**

### Getting Started

Start the sentence Heaven is .... The children take it in turns to complete the sentence. Discuss any misconceptions or ask the children to discuss their view.

### Today's Teaching

**Bible Reading: John 14: 1-12**

Read the passage or ask a confident older child to do so.

Jesus wanted to prepare his disciples for his departure. The disciples were sad he was going away. Jesus wanted them to know that he was going to his Father's house. He told them the way to heaven was through him. He would prepare a place for them in his Father's house and he would return to take them with him.

What Jesus said was not clear to all the disciples. Thomas did not know where Jesus was going so could not understand how he could possibly know the way.

Jesus said, "I am the Way, the Truth and the Life. No one can come to the Father except through me."

Philip asked to see the Father and then the disciples would be satisfied.

Jesus said, "To have seen me is to have seen the Father."

When you go on a journey or on holiday what do you take with you? Let the children explore their ideas as a group. Perhaps it depends where you are going.

How can we prepare for the journey to heaven?

Do you think that what we do with our lives might affect our ability to join the Father in heaven?

"No one can come to the Father except through me."

Our developing Christian faith is a journey. On this journey we learn more and more about Jesus and The Father. Our journey takes a lifetime. Sometimes we stay on the path following Jesus. Sometimes we stray from the path. To stay on the path Jesus gives us tools and The Holy Spirit to help us. He wants us to be obedient to God and follow the Ten Commandments. Obedience to God means we are living God's Word.

We must believe in Jesus. We must have faith in Him. We must trust Him.

On our Christian journey we develop our relationship with God The Father and The Son. We know God loves us. Knowing God and Jesus enriches our lives.

## Today's Activity

*For this Activity you will need: an activity sheet, coloured pencils, scissors, masking tape, a long roll of paper or an A4 sheet of card folded in half.*

- You may wish to stick the traffic signs onto card.
- You can either make individual roads to follow Jesus or a huge road to take into church.
- If you are making an individual road, on the top half of the folded A4 card either write Jesus or draw a picture of him. That side stands upright. On the lower half draw a road with some road markings and add your road signs.
- If you are making a huge road leading to Jesus to take into church you will either need a roll of paper (wallpaper is strong) or a roll of cloth. You will need to make a big sign saying Jesus. The children can either hold the road signs along the road or ask a member of the congregation to hold each sign.
- If the children have learned the song 'Walking with Jesus' they can sing and move along the road towards the Jesus sign at the end of the road.

☺ Draw a picture and write a sentence to show how you follow Jesus.

☀ Create a poster to show Christians the tools and help available to be a modern day disciple walking the path of Jesus.

## Prayer and Worship

Say the prayer at the top of the page or a prayer of your choosing

The Lord's Prayer

Suggested Hymn: Lord of the Dance

Walking with Jesus

Walking with Jesus

Walking every day,

All along the way

For I am walking with Jesus

Walking with Jesus today.

Walking in the sunlight

Walking in the shadow

Walking everyday

All along the way

For I am walking in the sunlight

Walking in the shadow

Walking with Jesus today.

(Youtube: Walking with Jesus – CMS Sunday School Promised King – with actions)

## Bringing it All Together – Taking it to Others

The children may wish to share the song and movements for Walking with Jesus with the congregation and walk along the huge road. If they have made individual roads they can hold those up. Memory Verse: "No one can come to the Father except through me."





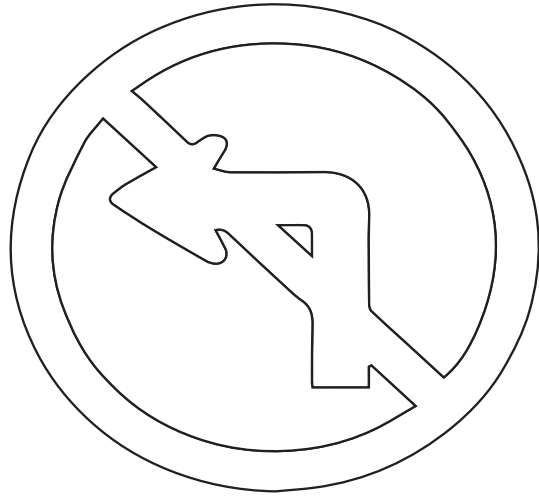

The children can explain how they are following Jesus to reach The Father in heaven.

Name

Age

# Fifth Sunday of Easter

## The Road to Jesus







## Fifth Sunday of Easter - Choice B

### Aim

To understand that only Jesus can show us the way to the Kingdom of God.

#### Today's Readings

OT	Acts 6:1-7
Psalm	Ps 33:1-5, 18-19
NT	1 Pet 2:4-9
Gospel	John 14:1-12

#### Today's Prayer

Lord Jesus, When I am lonely or sad  
Show me the way.  
When I am happy or glad  
Show me the way  
When I am lost  
Show me the way home.  
**Amen.**

### Getting Started

For this section you will need a large sheet of paper and a marker pen

Head up the sheet with the words "Finding Direction"

Ask the children if they have ever been lost. What would they do to find the way back?

What other things can we use to help us go from A to B? Look for answers like compass, Sat Nav, Map. Ask a person, torch and list these in a column on the left hand side of the sheet.

Sometimes we need help to make choices in life, and we need someone to give us directions in this way. For example when deciding which secondary school to go to, or what career we would like when we leave school.

Ask the children for other ideas, and make a list of these down the right hand side of the page.

Today we are going to find out about some direction that Jesus gave to his disciples.

### Today's Teaching

#### Reading: John 14:1-12

Today's reading includes another one of the 7 "I am" statements found in John's Gospel. Jesus said "I am the Way the Truth and the Life".

Read verses 1 to 3: In these verses Jesus is reassuring the disciples that there will be a place for them in the heavenly kingdom. There are no groups of people excluded from heaven, it is all inclusive. When Jesus says to the disciples that they know the place where he is going it is Thomas who voices the thoughts of all of them (verse 4) – they do not know where Jesus is going therefore they do not know the way.

Read verses 5 to 9. In these verses Jesus introduces the trinity to the disciples (or at least two elements of the trinity) – God the Father and God the Son, and he explains that he and the Father are one.

Philip's response in verse 8 must have been a little frustrating for Jesus as the disciples had not understood what he had just said. However, he goes on to explain further.

Read verses 10 to 12: Ask the children what they think about these verses. Jesus is letting them know that e and the Father are one and the same person. God sent Jesus to earth as a man to enable us to relate to him, and Jesus understood what it was like to be man.

## Today's Activity

*You will need an activity sheet for each child pens and pencils and coloured pencils or felt tips.*

On the top half of the sheet there is a house with many windows and people of different nationalities in each window. One window has been left empty. This is for the children to add their own faces at the window. The drawing can also be coloured in.

The second half of the sheet is divided into two halves – one section is for younger children and the other for older children.

☺The younger children have a maze to work out the way to the kingdom of heaven. When they find the correct path point out to them that it began with the picture of Jesus. The children can then colour in the pictures at the four corners of the maze.

✧ Older children can answer the questions and write the answers in the grid provided. The downward word revealed should be "Jesus". So we can confirm that Jesus is the Way the Truth and the Life. (The answers to the questions are 1 rejected; 2 seven; 3 fish; 4 Four; 5 Raised Up)

## Prayer and Worship

Look at the prayer at the top of the page and see if there are other lines that could be introduced for the response "Show me the way".

Add any additional lines and then read the prayer with the children responding after each line "Show me the way".

Say the Lord's Prayer together.

Hymns:        Lead us Heavenly Father Lead us  
                  One more step along the world I go

## Bringing it All Together – Taking it to Others

Today we have been learning about another one of the "I am" statements in John's Gospel. Ask the children to say together "Jesus said I am the way the truth and the life".


Show the pictures of the houses showing the many rooms in the kingdom of heaven.

Explain that we talked about times when we need direction and Jesus gives us a clear direction to follow in order to enter the kingdom of heaven.


Read the prayer from the top of the page (or the enhanced version if you developed it in the prayer section) with one of the children reading the sentences and all of the children responding.

Name


Age



Fill the answers into this grid  
to reveal in the shaded column  
who is the way the truth and the life



- 1. Jesus was ..... by many and they crucified him
- 2. How many "I am " statements are there in John's Gospel
- 3. At the feeding of the 5000 there were 5 loaves and 2.....
- 4. There are ..... Gospels in the Bible
- 5. Jesus is ..... (6,2) on the cross.





## Sixth Sunday of Easter - Choice A

### Aim

To understand that The Holy Spirit is a gift sent to help us to be more like Jesus.

### Today's Readings

<b>OT</b>	Acts 8:5-8, 14-17
<b>Psalm</b>	66
<b>NT</b>	1 Pet 3:15-18
<b>Gospel</b>	John 14:15-21

### Today's Prayer

Heavenly Father,  
Thank you for the gift of The Holy Spirit. Let The Spirit stir up in us faith and love so that we may serve you. Let The Spirit help us to grow more like Jesus each day.  
**Amen.**

### Getting Started

An **advocate** is someone who helps you, who does their best for you, who wants you to succeed. Who do you know who is an advocate for you?

Discuss how the following people help you – a teacher, a doctor, parents, family member and a friend. Do you have an advocate at school e.g. playground buddy? How do they support you? Do you have an advocate at church? What do they do for you?

### Today's Teaching

#### Bible Reading – Reference John 14:15-21

For this activity you will need a glass of cold milk and same coffee granules

Read the passage or ask a confident older child to do so.

Jesus knew he was about to leave the disciples to go to His Father's house. He wanted to prepare the disciples for his departure. He wanted them to continue to show their love for him by keeping His commandments after he had gone. Jesus had been there for the disciples to guide them and lead them along the Christian path. But he was about to leave them. Soon they would be on their own. He knew it would not be easy for them to keep His commandments and make the right choices in their lives. He knew they would need continued support so he told them He would send the 'The Spirit of Truth'. He would send them The Holy Spirit as an advocate. The Holy Spirit was to be received by each disciple. Once they received The Holy Spirit it would know them and be there for them as their personal advocate.

We too can receive The Holy Spirit. To receive The Holy Spirit we must repent of our sins. To repent of our sins we must confess them to God. We must turn away from sin and follow God's will.

We must be baptized. By being baptized we are cleansed from sin and are born again. In other words we are forgiven our past wrongs.

Once we have repented our sins and been baptized we must pray to God to send us The Holy Spirit. If we are too young to pray ourselves the priest who baptises us prays for us and we receive The Holy Spirit. When we receive The Holy Spirit we receive love from God.

We should expect God to keep working in our lives. We should live a good Christian life. We have our own personal advocate to help us – The Holy Spirit.

God's Spirit lives inside every Christian. But some Christians are not filled with The Holy Spirit. They

are not stirred by The Spirit. We may have received The Holy Spirit but in order for us to love God and follow his commandments we need to be stirred up.

Teachers will need a glass of cold milk and some coffee granules. Sprinkle the coffee granules on top of the milk. They will remain on the top of the milk.

Tell the children the white milk is like our lives and The Holy Spirit is like the coffee granules. We can receive The Holy Spirit but if we do not stir things up and let The Holy Spirit live inside us we are not filled by The Spirit. The Holy Spirit can help us to be tastier Christians who think and act like Jesus instead of living for ourselves.

## Today's Activity

*For this Activity you will need: an activity sheet, coloured pencils, a writing pencil or pen.*

- *Colour the advocates. Write a sentence to explain how they help you. Use the back of the sheet.*
- *Design a logo for The Holy Spirit*
- *Write one sin you wish to confess to God. You do not have to share this with anyone.*
- *Draw symbols or a picture related to baptism.*
- *Write a few points about how the Holy Spirit helps you become more like Jesus.*

☺ Let the children mix paint with water. The colour represents The Holy Spirit and the water represents them. When mixed they cannot be separated. The Holy Spirit will always be there. Let them write a sentence about The Holy Spirit.

☀ Explain how your actions and attitudes change once you receive The Holy Spirit.

## Prayer and Worship

Say the prayer at the top of the page or a prayer of your choice.

Say the Lord's Prayer

Suggested hymns: Welcome Holy Spirit (lyrics Youtube)  
Walk in the light (worship workshop)  
Be bold, be strong (worship workshop).

## Bringing it All Together – Taking it to Others


The children may wish to share how they can be filled with The Holy Spirit by showing the milk and coffee granule experiment. They can share how The Holy Spirit is an advocate for them and how it helps them to be more like Jesus. They may wish to share a song with the congregation. Please let the childrens' confessions remain private unless they ask to share.

Name



Age

# Sixth Sunday of Easter.

**An advocate is .....**



**BUDDY ZONE**



**Confession**

**Baptism**

**How The Holy Spirit helps me on my Christian journey.**





## Sixth Sunday of Easter - Choice B

### Aim

To understand the promise that Jesus made to send the Holy Spirit as our advocate

#### Today's Readings

OT	Acts 8:5-8, 14-17
Psalm	Ps 66:1-7, 16+20
NT	1 Pet 3:15-18
Gospel	John 14:15-21

#### Today's Prayer

Lord Jesus

We thank you for your gift to us  
of the Holy Spirit.

We welcome the Holy Spirit into our hearts and  
will follow his lead.

**Amen.**

### Getting Started

Ask the children to think about what they do if they know that they have a difficult decision to make or a difficult journey to take.

Write the ideas down on a large sheet of paper. Thoughts might be –

- Weigh up the pros and cons
- Talk to their parents or peers
- Pray about it.
- Take a friend with them
- Take an expert with them

Today we will learn that there is someone else that can be called upon for help.

### Today's Teaching

#### Reading: John 14:15-21

Today's reading is part of a really deep teaching time that Jesus had with his disciples towards the end of his three years of ministry, not long before his arrest in Jerusalem.

Read the passage in entirety or ask a confident child to read it.

Jesus knows that he will be returning to heaven soon and he is promising to send help for the disciples from his Father. Last week we talked about the two aspects of the trinity - God the Father and God the Son, here we have the introduction of the third person of the trinity – the Holy Spirit.

Here Jesus describes the Holy Spirit as an Advocate and the Spirit of Truth – ask the children if they know any other descriptions of the Holy Spirit. (Enabler, Councillor, comforter). The Holy Spirit can be thought of like a wind – because you cannot see it – but you can see the results of its action.

Verse 17 is a bit complicated. The world cannot receive the Holy Spirit but we can. Ask the children why they think this should be so. This is because faith begins with us and we have to invite Jesus and the holy Spirit into our hearts and lives.

Jesus goes on to say that he will not leave us as orphans but will come back to us – this can be read as a reference to the second coming.

In the final verse – 21 Jesus links our keeping of the commandments with our love for him. He is asking for and expecting obedience. Equally, if we love him then we would automatically seek to keep his commandments – love and obedience go hand in hand.

## Today's Activity

*You will need an activity sheet for each child, pens and pencils and colouring pencils, scissors, glue and some choices of coloured card cut to a size that is one centimetre bigger all round than the bookmark on the activity sheet. have some large pictures of the outline of a dove to be used by the younger children.*

There is a word search to complete which relates to the Holy Spirit

At the bottom of the sheet there is a bookmark to create. Colour and decorate the bookmark, then cut it out and stick it onto a piece of card. The children can choose the colour of card that they would like to use.

☺ Younger children can colour and decorate pictures of doves to represent the Holy Spirit

✧ Older children could make a poster headed up “Holy Spirit” and then including all of the other words and phrases that we have found to describe the Holy Spirit. They could use one of the dove pictures that the younger children are using as a central feature.

## Prayer and Worship

Say the prayer at the top of the session.  
and say the Lord's Prayer.

Suggested Hymns:           Come Lord Jesus, Come  
                                  Come my way, my truth my life

## Bringing it All Together – Taking it to Others

Today we have learned how Jesus gave the gift of the Holy Spirit to us. Share with the congregation some of the alternate names we have found for the Holy Spirit. Show the bookmarks, dove pictures and posters.

Ask one of the children to read the prayer for the session.

Name

Age

F E D I U G G B R S  
F R V H L E V O J D  
A D V O C A T E I N  
T W R L D R S S S A  
H I R Y O U C F S M  
E S C F S I R U T M  
R D M S P I R I T O  
R O L L E S N U O C  
C M E N A B L E R T  
S L D H T U R T T L

**HOLY  
SPIRIT  
DOVE  
JESUS  
ADVOCATE  
COUNSELLOR  
TRUTH  
WISDOM  
ENABLER  
DISCIPLE  
COMMANDS  
FATHER  
FRIEND  
COMFORTOR  
GUIDE**





## Ascension Day - Choice A

**Aim** To understand that the commission the disciples were given was outside their comfort zone and challenging.

### Today's Readings

<b>NT</b>	Acts 1 1-11
<b>Psalm</b>	47 2-9
<b>NT</b>	Eph 1 17-23
<b>Gospel</b>	Matthew 28 16-20

### Today's Prayer

Loving God, We thank you for all the opportunities you have given us. We pray for all those feeling nervous about the new challenges that are ahead of them. May they grow through new experiences and find joy in whatever comes their way **Amen.**

### Getting Started

Have you ever been given a job to do by someone who then left you to get on with it alone? What did they ask you to do?

Did they trust you?

How did you feel being left alone to get on with it?

Did you complete the job?

Were you given a time limit?

When others trust you to get on with a job you don't want to let them down but sometimes it is hard to start a job and see it through to the end. Sometimes you need guidance and support to help you through. Other times you just need to buckle down and get on with the job in hand.

### Today's Teaching

#### Bible Reading – Reference Matthew 28 16-20

When the disciples set out for Galilee they knew they were going to see Jesus. They must have been excited. They must have been looking forward to meeting him on the mountain where they had arranged to meet. How do you think they reacted when they first saw him standing on the mountain? What do you think they said to him?

When Jesus spoke to the disciples he gave them a surprise:

“All authority in heaven and on earth has been given to me. Go out to the nations and make disciples. Baptise the people in the name of the Father, Son and Holy Spirit. Teach the people to observe all the commands I gave you. Know that I am with you to the end of time.”

Wow! Their friend Jesus had turned all powerful. Moreover he commanded his friends to go out and tell the world about him and teach them how to be good Christians. He even asked them to do things like baptise people, which many had not done before. They were on unfamiliar territory. Perhaps they were frightened.

This commission meant that the disciples would have to split up and move abroad to fulfil the job allocated to them. Furthermore Jesus himself would not be with them to support them. They must have felt devastated. A few may have felt happy to rise to the challenge but for most this command was life changing. Perhaps they would never see each other again. They would have to leave their families behind. Jesus had stated that he would be with them to the end of time but not physically since he was ascending to his father.

## Today's Activity

*You will need an activity sheet for each child, pencils, crayons or coloured pencils and scissors.*

☺ Younger children can colour the pictures showing how children might help at home. If the children don't do the jobs let them write who does. Ask the children what they don't like doing and why.

☀ Imagine you were a disciple. Where in the world would you go and what would you tell the people about Jesus and God when you got there. Who would you take with you to help you? Use your knowledge of the commandments, prayers, rules, miracles, kindness and compassion to explain what a Christian should do to live a good life.

### Additional Activity

*For this Activity you will need: A set of challenges*

- Tell the children that to do your best to achieve there has to be an element of failure, risk and challenge. In tests and contests we are required to do our best to achieve. This is what the disciples faced with their commission.
- How well can you face a challenge? Ask the children to face some of the challenges set in front of their peers and perhaps the congregation for the 'Bringing it together'
- Ask the children to write their own set of challenges for the disciples or create a board game where the disciples face challenges along the way to their destination.

## Prayer and Worship

Say the prayer at the top of the page, a prayer of your choosing or the Lord's Prayer

Suggested hymn: It's a new day

## Bringing it All Together – Taking it to Others

Explain to the congregation that the children have been thinking about the commission Jesus set the disciples before ascending. Let the children participate in some of the challenges and comment on how they felt in front of an audience. Ask a couple of members of the congregation to come out and accept a challenge written by one of the children.

Name

Age



# CHALLENGES

Recite the Lord's prayer

Tell everyone what the ten commandments are

Walk across the room without shoes or socks on

Tell everyone where Jesus turned water into wine

Say something nice about someone near you





# Ascension Day - Choice B

## Aim

To understand that, although Jesus said goodbye to his disciples he did not leave them without support.

### Today's Readings

1st	Acts 1:1-11
Psalm	Ps 47
NT	Eph 1:17-23
Gospel	Matt 28:16-20

### Today's Prayer

Lord Jesus

We remember today how you had to say goodbye to you disciples, but that you did not leave them alone. We thank you that you are with us always.

**Amen.**

## Getting Started

*you will need cards with the word goodbye written on them in several different languages – auf wiedersehen, au revoir, adios, adeus, sayonara, slan and tot zien.*

Have the cards face down on the table, and turn them over one at a time. Ask the children what they see. The word for “goodbye” in different languages. Some of the words translate to “until I see you again”. The word Goodbye developed from the phrase “God be with you”.

It is not easy to say goodbye to people that we love and we can miss them very much, even when we know we can keep in touch and will see them again.

Today we here how about the day when Jesus said goodbye to his disciples. They would have felt very sad, and uncertain, knowing that their best friend was going away. Jesus made a promise to his disciples that God would be with them – lets here the story to see what happened.

## Today's Teaching

### Bible Reading - Act 1:1-11

We have been hearing over the past few weeks how Jesus died on a cross and rose again at Easter. After this Jesus appeared to his disciples a number of times – he came to them in locked rooms – journeyed with them on the road to Emmaus and cooked them breakfast on the shore of Lake Galilee.

But Jesus knew that he couldn't stay with them – he had to return to his Father in heaven.

Forty days after his Passion Jesus knew it was time to go, so he took his disciples to Bethany and made ready to go. Jesus instructed his disciples to stay in Jerusalem – they had to wait for what the Father had promised. Jesus said

“John baptised with water, but you, not many days from now, will be baptised by the Holy Spirit”

Today, Ascension day, the disciples see Jesus lifted up from them by a cloud and ascend into heaven. Even though Jesus has explained to them many times that he must go to his Father, they still find it hard to see him go – and stand looking up at the sky as if they expected him to come back straight away – but he does not come. Instead two men dressed in white suddenly appeared. These men may be angels, but, whoever they are, they tell the disciples that Jesus will come back one day. But for now they must wait in Jerusalem for the ‘special helper’ to come. heaven to be with God the Father, he stays with us as the Holy Spirit in our daily lives.

## Today’s Activity

You will need: an activity sheet for each child, scissors, crayons, cotton wool, gold glitter or foil and glue.

Ask the children to colour the picture on the activity sheet, making sure that the angels and Jesus are bright using glitter or foil. Glue cotton wool onto the cloud

✧ older children could create a larger version of the activity sheet including the words that Jesus says in Acts 1:5 and the words that the men say in Acts 1:11

## Prayer and Worship

Use the prayer at the top of the page.

Children may wish to remember the names of people that they know who have gone before us into heaven. Have some cloud shaped pieces of card for the names to be written on, and make a special place in the centre of the table for the cards to be placed as the name of that person is prayed for.

Conclude by saying “Rest eternal grant to them Oh Lord, and let light perpetual shine upon them.”

Finish with the Lord’s prayer.

Suggested hymns:            I sing a song to you, Lord  
                                      At the name of Jesus

## Bringing it All Together – Taking it to Others

Talk about Jesus ascending into heaven. Remind everyone that this happened 40 days after Easter.

Although Jesus was saying goodbye he also promised to send help.

Show the pictures that have been created of the ascension.

Name

Age





# Seventh Sunday of Easter - Choice A

## Aim

To understand how we, like Jesus, can glorify God.

### Today's Readings

<b>OT</b>	Acts 1:12-14
<b>Psalm</b>	27:1 & 4 & 7-8a
<b>NT</b>	1 Pet 4:3-14 & 16
<b>Gospel</b>	John 17:1-11

### Today's Prayer

Praise God from whom all blessings flow  
Praise Him all creatures here below  
Praise Him above you heavenly hosts  
Praise Father, Son and Holy Ghost.  
**Amen.**

## Getting Started

A) What things have you done in your life that you are proud of? Share your reflections with your group.

B) What things, to help others, are you proud of?

The things in group A are things you feel proud of and you take credit for, but always remember that God gives us are gifts and talents for His gifts

The things in group B are good works. God uses us to do good works. These good works glorify God. God takes the credit not us, it is God working through us..

Have you ever felt a small voice in your head that guides you to make good choices that help others?

## Today's Teaching

### Bible Reading – John 17:1-11

Read the passage or ask a confident older child to do so

Jesus wanted to prepare the disciples for his departure. He did this in three ways. He instructed them, he warned them and he equipped them.

Discuss the meaning of instruct, warn and equip with your group.

As Jesus is preparing to die he prays to his Father in heaven. He often prayed to His Father but this prayer was special. It was The Prayer of Jesus, a time when he reflected upon his life on earth and His ministry. He approached death willingly; he knew his work on earth was done. The reading from John 17 gives us a glimpse of how he viewed his life.

Firstly Jesus says “I have glorified you on earth.” Verse 4

Jesus made God known to the disciples and to those he preached to. He honoured God. He praised and worshipped Him. He acknowledged His greatness. He showed the true presence of God. Whatever Jesus did He glorified his Father.

What does Glorify mean?

Can you give an example of how Jesus glorified his Father?

Glorify – Give God the glory - Honour God, respect Him. Boast about and praise God enthusiastically. Explain how important God is. Tell of God's holiness, faithfulness, mercy, love, majesty, beauty of spirit and power.

Tell each other a characteristic of God giving an example from the bible e.g. God is so powerful he sent a flood to cover the earth.

Glorifying God means that we must tell others about God in an enthusiastic way so that they believe

in Him and can develop a relationship with Him. God's glory speaks to us and connects us to God.

## Today's Activity

*For this activity you will need an activity sheet, pencils and a writing pen or pencil.*

- Draw a crown above the word God
- Draw a picture of you below God
- Write something you know about God's love in the box entitled Love
- Write something about joyful thanking and adoring of God in the box entitled Praise
- Either draw a picture of God's power or write a sentence telling of his power in the box entitled power
- Write 'The Lord is King' in the majesty box
- Draw a picture of something in nature created by God in the box entitled nature
- Write the name of your favourite hymn or Christian song in the box entitled music
- Write down a list of ways you have glorified God today at home, in Sunday school and in church

☺ Draw a picture to show the glory of God e.g. God created the earth

☼ Describe a famous Christian who glorified God through their good works and choices in their life.

## Prayer and Worship

Say the prayer at the top of the page or a prayer of your choice.

Say The Lord's Prayer

Suggested hymns:: To God be the Glory (worship workshop)  
We are marching in the light of God  
Praise my soul the King of Heaven  
Father we adore you

## Bringing it All Together – Taking it to Others

Today we have been thinking about how Jesus glorified his Father on earth. The children can tell the congregation some of the ways Jesus did this.

We have also been thinking about how we glorify God. A child may wish to explain the word glorify. They can show their sheets to the congregation and tell them about one box they have completed and something they have done today to glorify God.

Name

Age

**Praise**

**Love**

**Power**

**God**

**Majesty**

**God's glory can  
be seen in nature**

**God's glory can be  
hears in music**

**Today I glorified The Lord by ....**





# Seventh Sunday of Easter - Choice B

## Aim

To recognise the importance of prayer for Christians from the early church to the present day.

### Today's Readings

OT	Acts 1: 12 - 14
Psalm	Psalm 27: 1 - 8
NT	1 Peter 4: 13 - 16
Gospel	John 17: 1 - 11a

### Today's Prayer

Father, we know we can talk to you about the things which trouble us, and ask you for all that we need. Teach us to pray to you every day of our lives. We ask this in Jesus' name and for his sake.

**Amen.**

## Getting Started

*You will need : a large sheet of paper or whiteboard. This should be divided into 3 columns, headed : People, Things, Places. The children will need a pen or post its to complete this.*

Discuss with the children what is special to them, Which people, what things, and which places. The children may have several answers to each one. record answers on the board in the appropriate columns.

Explain that you will return to this later.

## Today's Teaching

### Reading: Acts 1: 12 - 14

This reading is about the disciples after Jesus has ascended into heaven to be with his Father in heaven. What did they do without Jesus? This reading tells us that they all devoted themselves to prayer.

What does devoted mean? That you spend lots of time each day doing a particular thing.

The disciples, Mary and some other women had devoted themselves to prayer

How long do you think that they pray each day? No one really knows, but the word devoted implies that they spend many hours each day, and were praying continuously

Think about how long you spend praying each day : 2,5,10 minutes? Do you say prayers at school? at home? in other places? Prayer can be said anywhere .

What is Prayer? It is how we communicate / talk with God.

We say praises to him we ask forgiveness ( say sorry) for the things that we have done wrong, We pray for our friends, for people who are ill, people who are in distress because they have no homes or food due to war, earthquakes, drought, floods and many other reasons. We also pray for people who have died, that they might be with God in Heaven.

Look carefully at the list you made at the start of the session. which columns would you pray to God

for? People and places. We do not pray for objects such as I would like a new bike, or please mend my broken toy. We have to sort this out ourselves, by asking our parents or carers to help us. We also need to spend time listening, because God might have something to say to us.

How do we pray?

There are many ways to pray. mostly we need to sit or kneel very quietly

✧ Older children can also read the Gospel reading about prayer. Here Jesus is praying for his disciples. The actual prayer begins in the middle of verse 11, as the gospel reading ends. You might like to explore this prayer

What does Jesus want for his disciples in the future?

## Today's Activity

*You will need an activity sheet for each child and coloured pencils and ones to write with. You might need lining paper, twigs a bucket, yoghurt pots, string and plasticine, depending on how you do this activity. read the paragraph below.*

Today's activity is to make a prayer tree. You could have a large sheet of lining paper with bare tree branches drawn on it, or twigs bound together with string and placed in a small bucket. You will need plasticine to hold it in place or Each child could make one, with an empty yoghurt pot with plasticine in to hold smaller twigs.

The children can write short prayers on the hearts and then decorate them. Punch a hole in the top of each heart and thread string through if you are using twigs, or glue them on if you are using lining paper.

## Prayer and Worship

Have a lovely smooth pebble or shell or similar that can be passed around the group. Explain to the children that each of them will get a turn to say a prayer out loud when the pebble is given to them. If they do not wish to speak the prayer out loud Think about it in their heads, and pass the pebble on like everyone else. I suggest that an adult starts this off with something like I pray for all the people who have come to our church today.

Say the collect for today, the prayer at the top of the sheet and perhaps sing a version of the Lord's Prayer.






Suggested Hymn - Father I place into your hands the things I cannot do  
Make me a channel of your peace.  
Our God is so mighty, so strong and so brave

## Bringing it All Together – Taking it to Others

Tell the congregation that you have been learning about prayer. Show them the prayer trees that you have made. You could have extra hearts for the tree to be added to with prayers written by the adults.

Name

Age





# The Feast of Pentecost - Choice A

## Aim

To understand the power of The Holy Spirit equipped the disciples to tell people about the marvels of God.

### Today's Readings

<b>OT</b>	Acts 2:1-11
<b>Psalm</b>	104:1+24, 29-34
<b>NT</b>	1 Cor 12:3b-7, 12-13
<b>Gospel</b>	John 20:19-23

### Today's Prayer

You sent the Holy Spirit to the disciples, on the day of Pentecost, to give them the power to tell people about the marvels of God. Stir up in us The Holy Spirit so that we too can tell others of God's marvels.

**Amen.**

## Getting Started

Sit in a circle as a group. Talk to the children about The Beaufort Wind Scale which is measured from 0 -12, 0 is calm, 12 is a hurricane. Begin by making a quiet breeze with your voice and mouth (force 3). Build up the wind until you reach hurricane strength ( force 12). Slowly take the wind force down to a light breeze then calm. Practise building up wind strength with your group.

## Today's Teaching

### Bible Reading – Reference Acts 2:1-11

Create a drama

- 1) The disciples were gathered together in a room in Jerusalem. It was seven weeks, or 50 days, after Easter. Suddenly they heard a powerful wind from heaven. The noise filled the entire house they were sitting in.  
(The group can make the wind noise they practised earlier sitting in a group).
- 2) Something appeared to them which looked like tongues of flames. A flame came to rest on the head of each disciple.  
(Children can put on hats with a flame attached and look astonished).
- 3) The disciples were filled with The Holy Spirit.  
(A child can say something about the feeling of power building up within them)
- 4) The disciples began to speak in tongues.  
(Ask any children who speak another language to say something in the language they know. The children should look surprised and amazed. In role, each child may wish to stand up and say how they feel.)

The power had arrived. The Holy Spirit had arrived. This power would stir up the disciples so that they could go out into the world to tell people about Jesus. They could tell people about the power of God. They were on a mission now, a mission to bear witness to a multitude of people. The disciples had known Jesus. Jesus had instructed them in the will of God. Jesus had warned them that the path they were to tread was going to be difficult. Jesus had equipped them with The Holy Spirit so that they had the power to establish the Christian church. Giving them the ability to talk in tongues meant that they could speak to different races and the people would be able to hear and understand their witness. Pentecost is sometimes referred to as the birth of the Christian church. On this day the disciples had the power to fish for men. On this day the disciples had the power to preach The Word of God.

## Today's Activity

*For this Activity you will need: an activity sheet, coloured pencils, scissors, glue, tape and a stapler.*

- Colour the flame and cut it out.
- Decorate the wind symbols.
- Attach the flame to the hat band with tape, staples or glue.
- Place the band around your head with the help of an adult and fix in place with tape or stapler.

☺ Make a Pentecost hat.

☀ Write a short script developing the conversation between the disciples directly after The Holy Spirit came upon them.

## Prayer and Worship

Say the prayer at the top of the page or a prayer of your own choosing

Suggested Hymn: Pentecost song No more waiting (Youtube John Hardwick)  
Taize song: Holy Spirit come to us

The Pentecost Song – Tune Frere Jacques (Words adapted by Rona Dixon)

Strong wind blowing, strong wind blowing  
From on high, from on high  
Tongues of fire are resting, tongues of fire are resting  
Overhead, overhead.

We are talking, we are talking  
In strange tongues, in strange tongues  
Holy Spirit fills us, Holy Spirit fills us  
Power of God, Power of God.

## Bringing it All Together – Taking it to Others

The children may wish to recreate their drama for the congregation. They can show their hats and sing the song above.

Name

Age



--

--





# The Feast of Pentecost - Choice B

## Aim

To understand what we are celebrating at the Feast of Pentecost

### Today's Readings

1st	Acts 2:1-11
Psalm	Ps 104
NT	1 Cor 12:3b-7, 12-13
Gospel	John 20:19-23

### Today's Prayer

Lord Jesus

We thank you for the gift of the Holy Spirit, and we ask you to fill us up with your Spirit To help us to be kind, loving and good. Fill us with your grace.

**Amen.**

## Getting Started

*you will need a child's toy windmill like the ones you get at the seaside – when you blow on them the sails move around – if you don't have a windmill pick something else that you can blow on and it moves.*

Show the windmill to the children, and let them pass it round taking turns to blow on it. You could see who can make the sails turn the fastest. Ask the children what is moving the sails – hopefully someone will say “wind”. How do we know that? Answer – we can see the sails move, and we can hear the wind – but we cannot see the wind. We know it is there because of the action it makes happen.

The Holy Spirit is a bit like the wind: you cannot see it, but you know it is there because of the actions that happen.

## Today's Teaching

### Bible Reading - Acts 2:1-11

Ask if anyone noticed the colour of the altar frontal or priest vestments today?

Red is the colour that is used for the Holy Spirit

Today is a very special day in the church year. Today we remember when Jesus sent his Holy Spirit to his disciples. It is called Pentecost. Pentecost is seven weeks after Easter.

Read today's reading from the Acts of the Apostles

All of the disciples were together in one room, when suddenly a powerful wind filled the house and tongues of fire rested on each of their heads. They were filled with the Holy Spirit and were able to be understood in many different languages. In Jerusalem at that time there were people gathered from many different countries because it was a festival. Each of them heard what was being said in their own language. So the disciples were able to tell a lot of people about Jesus all at the same time. When the people went back to their own countries they took the message about Jesus back with them.

Pentecost is sometimes known as the Birthday of the Church, because it was the point in time when the disciples were empowered by the Holy Spirit and began to spread the Good News about Jesus. The Holy Spirit enabled the disciples to be understood in other languages so that the message would be spread quickly. This was God's plan – and it worked!

- ✧ With older children you might like to discuss Pentecost. DO not confuse the Jewish and Christian festival.

The Jewish people, including the disciples, were celebrating the festival of Shavuot, when they celebrate the wheat harvest and also the celebrates Moses receiving the Law of God on Mount Sinai in Israel. This Law is written in the Old Testament, and known as the Torah to the Jewish people.

The festival took place 50 days after Passover. If you remember Passover was celebrated on the day Jesus had his last supper with the disciples. The word Pentecost literally means fifty in Koinē Greek.

For Christians, the festival is 50 days after Easter Day, when we celebrate the birthday of the church, when God sent them the Holy Spirit to be with them and enable them to go out and build his church, by spreading the Good News of God.

Discuss with the children how today we can spread the Good News. There are no set answers to this.

## Today's Activity

*You will need: an activity sheet for each child, scissors, crayons. there are alternative activities which will need some card.*

The children are going to make a Pentecost triptych

On the activity sheet, there is a triptych for the children to colour in. Each picture represents one of the three ways in which God the Holy Spirit appeared to the disciples in the upper room that day. The right hand side shows 2 disciples saying Peace in many languages. The triptych will need cutting out around the outside, and the sides folding into the centre.

☺ For younger children, you might like to make headbands with some flames on the top.

## Prayer and Worship

You may like to create a sense of stillness by lighting a candle and asking the children to focus on the flame in quiet for a minute or two. You might like to ask the children, if there is anything they would like to pray for.

Use the prayer at the top of the page, say today's collect or say the Lord's Prayer

Suggested hymns: Breathe on me breath of God  
Spirit of the Living God, fall afresh on me

## Bringing it All Together – Taking it to Others



The children can show their triptych cards and headbands if they have them.

✧ Older children can explain what we are celebrating - the churches birthday when God enabled the disciples to spread the word of God and build his church.

☺ Younger children, can tell the congregation the three different ways that the Holy Spirit made itself known to the disciples : wind. tongues of fire on their heads, and the ability to speak and understand

Name

Age



Peace

Paix

Baris

Udo

Friede

Heiwa

Síocháin

Pace

Friður

Paz

Vrede

Shalom